

SPECIAL RELEASE

2023 Cattle Situation in Ilocos Region

Date of Release: **22 May 2024**

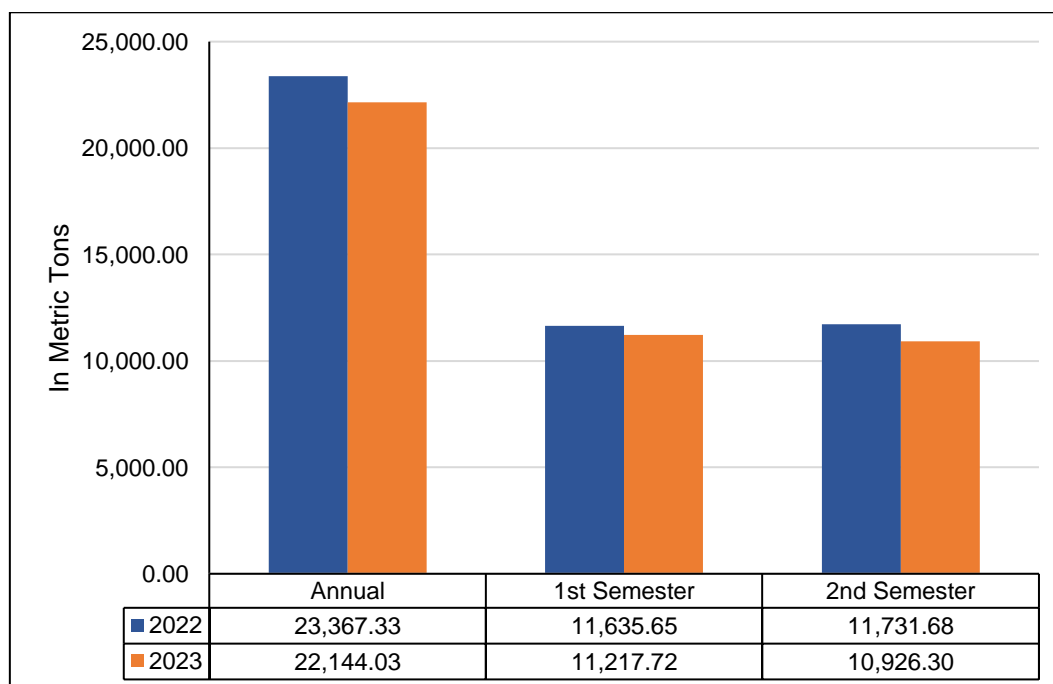
Reference No.: **2024-027**

Cattle production in Ilocos Region posted decline by 5.24 percent

The total volume of cattle production in Ilocos Region was estimated at 22,144.03 metric tons liveweight in 2023. This was 5.24 percent lower than the 23,367.33 metric tons production liveweight output in 2022.

Cattle production in both semesters of 2023 showed decreases of 3.59 percent and 6.87 percent, respectively.

Figure 1. Cattle Volume of Production by Semester Ilocos Region: 2022 and 2023^P (In Metric Tons)



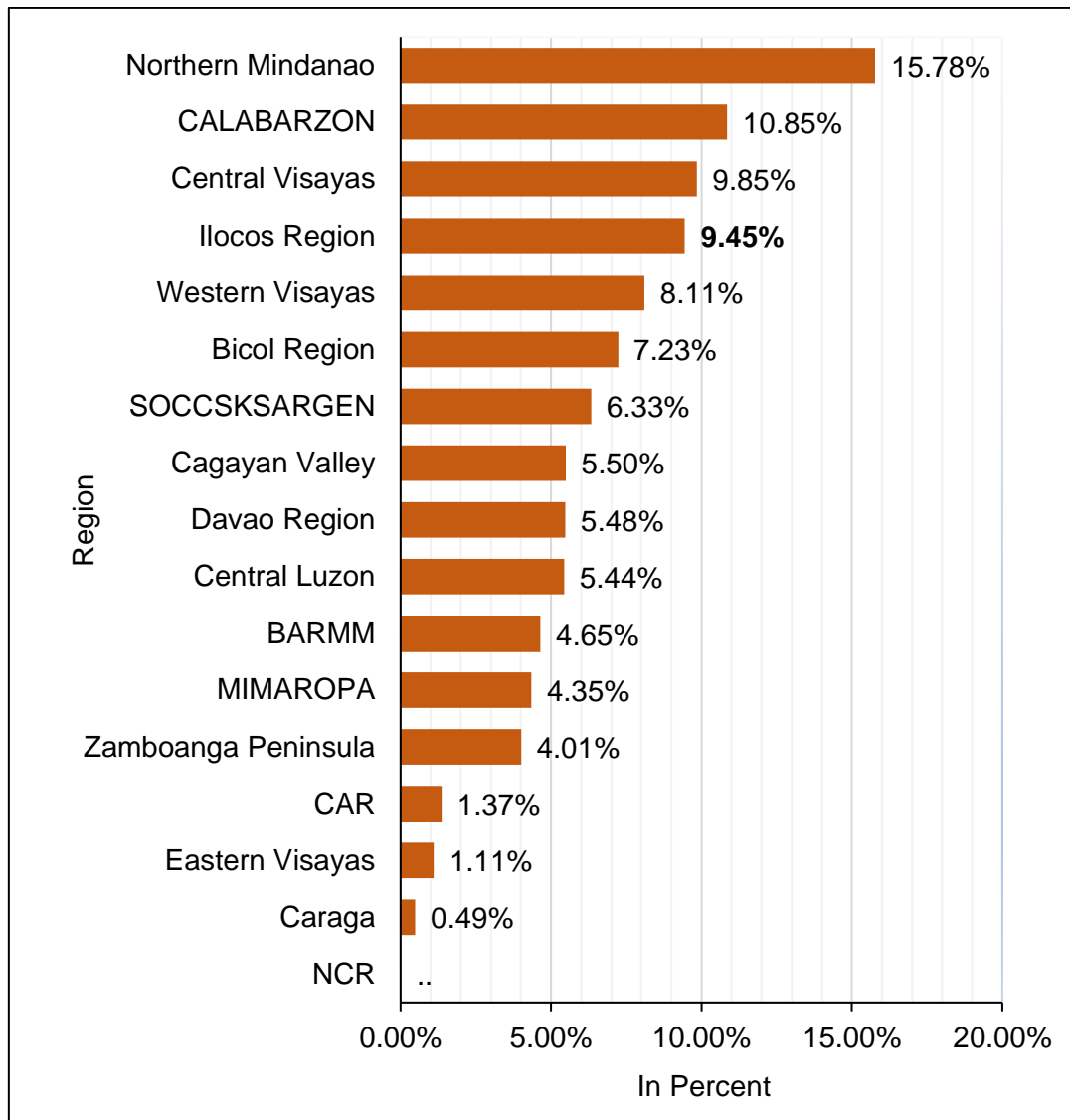
Note: P – preliminary

Totals may not add up due to rounding.

Source: Philippine Statistics Authority



Figure 2. Cattle Volume of Production by Region, Ilocos Region 2022 and 2023^P

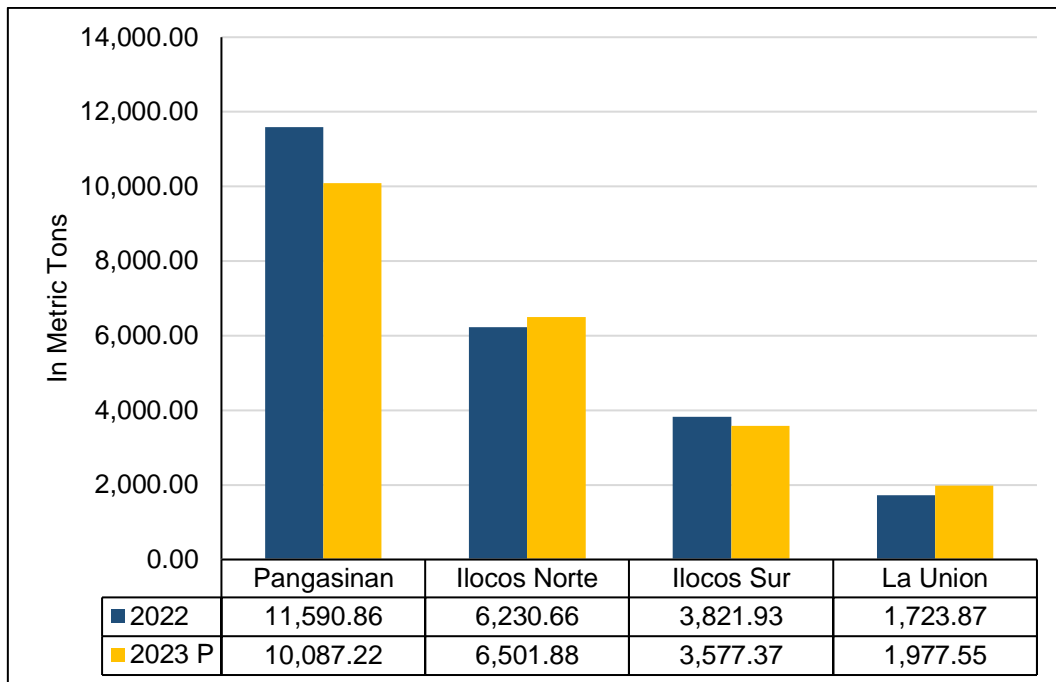


Note: P – preliminary
 .. – not applicable
 Totals may not add up due to rounding.
 Source: Philippine Statistics Authority

The Ilocos Region ranked fourth highest in terms of volume of cattle production in the country in 2023. It accounted 9.45 percent of the country’s total production of 234,415.24 metric tons liveweight.



Figure 3. Cattle Volume of Production by Province, Ilocos Region 2022 and 2023^P (In Metric Tons)



Note: P – preliminary

Source: Philippine Statistics Authority

The reduction in the region’s volume of cattle production in 2023 was contributed by Pangasinan which output decreased by 12.97 percent and Ilocos Sur with a decline of 6.40 percent. On the other hand, the provinces of Ilocos Norte and La Union posted increases in production by 4.35 percent and 14.72 percent, respectively.



**Table 1. Cattle Inventory by Province, Ilocos Region
As of 01 Jan and Jul 2022 and 2023^P (In Heads)**

Region/Province	2022		2023 ^P		Percent Change	
	01 Jan	01 Jul	01 Jan	01 Jul	01 Jan 2023/2022	01 Jul 2023/2022
Ilocos Region	251,871	248,716	252,587	242,831	0.28	-2.37
Ilocos Norte	71,947	75,333	76,413	77,225	6.21	2.51
Ilocos Sur	57,748	57,070	57,871	56,542	0.21	-0.93
La Union	42,988	44,426	44,952	45,662	4.57	2.78
Pangasinan	79,188	71,887	73,351	63,402	-7.37	-11.80

Note: P – preliminary

Source: Philippine Statistics Authority

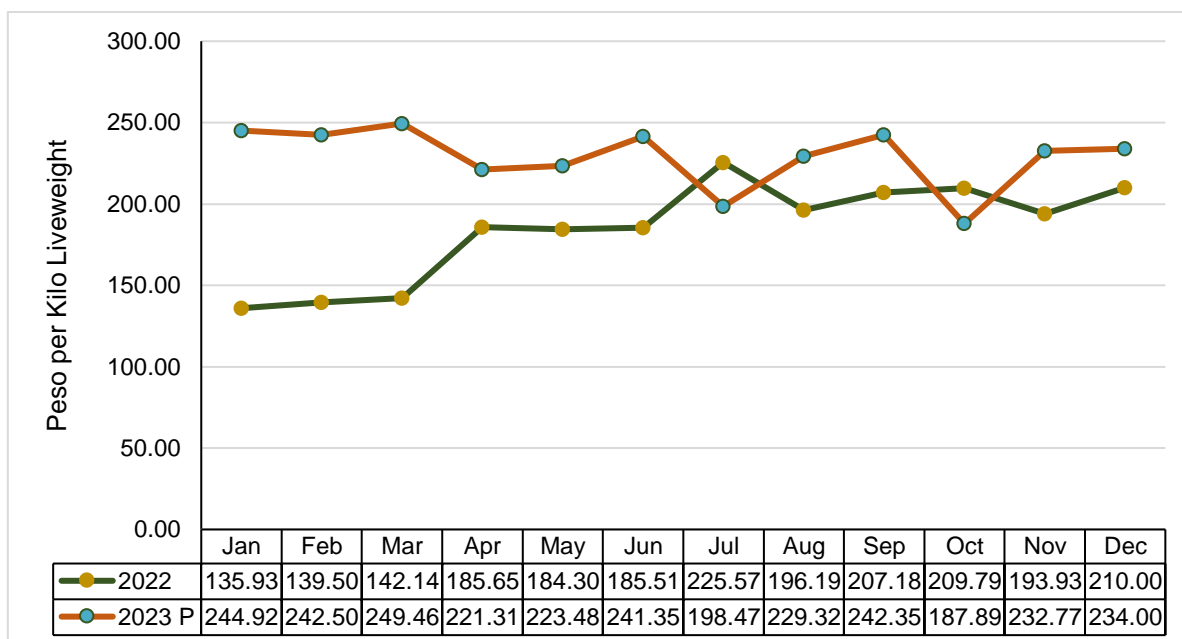
Cattle inventory as of 01 January 2023 increases by 0.28 percent

Cattle inventory in the region as of 01 January 2023 recorded 252,587 heads. This was 0.28 percent higher compared to the 01 January 2022 inventory of 251,871 heads. Likewise, Ilocos Norte, La Union, and Ilocos Sur grew by 6.21 percent, 4.57 percent, and 0.21 percent, respectively.

As of 01 July 2023, cattle total inventory declined by 2.37 percent or 5,885 headcounts compared to 01 July 2022. Decline in inventory was observed in Pangasinan and Ilocos Sur with 11.80 percent and 0.93 percent, respectively.



Figure 4. Monthly Average Farmgate Price of Cattle for Slaughter (Backyard), Ilocos Region: 2022 and 2023^P



Note: P- preliminary

Source: Philippine Statistics Authority

Farmgate Price

The annual average farmgate price of cattle for slaughter in 2023 was PhP228.99 per kilogram liveweight. This was 24.02 percent higher than the average farmgate price of PhP184.64 per kilogram liveweight in 2022.

The highest farmgate price in 2023 was recorded in March at PhP249.46 per kilogram liveweight, while the lowest was in October at PhP187.89 per kilogram liveweight.



TECHNICAL NOTES

The data for this report is collected by the PSA through two (2) major surveys, namely the BLPS and the CLPS. Surveys are conducted simultaneously every quarter in all provinces.

Another survey that supplements the data requirements of the sub-sector is the CDSPDP. This covers the Accredited (AAA, AA) and Locally Registered Meat Establishments (LRMEs) nationwide and is undertaken in coordination with the NMIS and PVO of the four provinces.

Concepts and Definitions

- **Livestock** – farm animals kept or raised for consumption and work. For purposes of census and surveys, livestock covers only those that are tended/raised by households/establishments.
- **Volume of Production** – Refers to the number of tended/raised animals disposed for slaughter including animals shipped out for slaughter. This is expressed in metric tons, liveweight.
- **Animal Inventory (also, Animal Population)** – the number of domesticated animals in head present in the farm at specific reference date.
- **Cattle** – a general term for domesticated bovine animals held as property or raised for use.
- **Farmgate price** – the price received by raisers for their produce at the location of the farm. Thus, marketing costs such as transport and other marketing cost (if any) incurred in selling the produce are not included in the farmgate prices.


ATTY. SHEILA O. DE GUZMAN

Regional Director, RSSO 01


TBODAPR/RKT



Parammata Bldg. C, Diversion Rd., Biday, City of San Fernando, La Union
Telephone: (072) 607 – 0247 / 888 – 2582
rss01.psa.gov.ph