

SPECIAL RELEASE

2023 Carabao Situation in Ilocos Region

Date of Release: **10 May 2024**

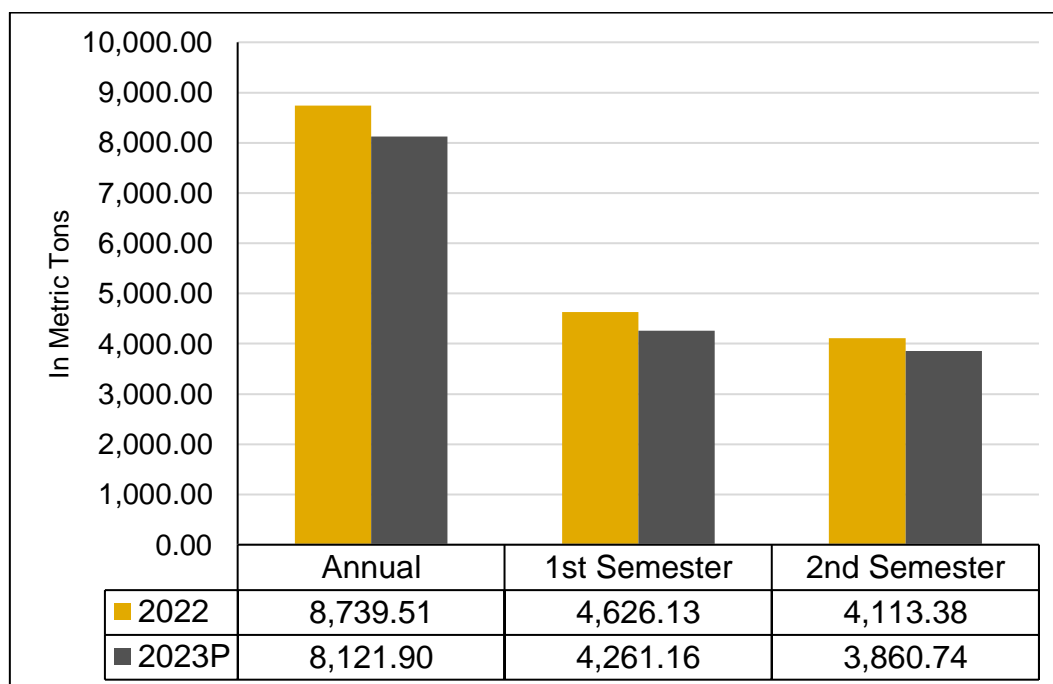
Reference No.: **2024-026**

Carabao production in Ilocos Region decreases by 7.07 percent

The total carabao production in Ilocos Region recorded 8,121.90 metric tons liveweight in 2023, 7.07 percent lower than the 8,739.51 metric tons production in 2022.

Cattle production in the region decreased in both first and second semesters of 2023 by 7.89 percent and 6.14 percent, respectively.

Figure 1. Carabao Volume of Production by Semester Ilocos Region: 2022 and 2023^P (In Metric Tons)

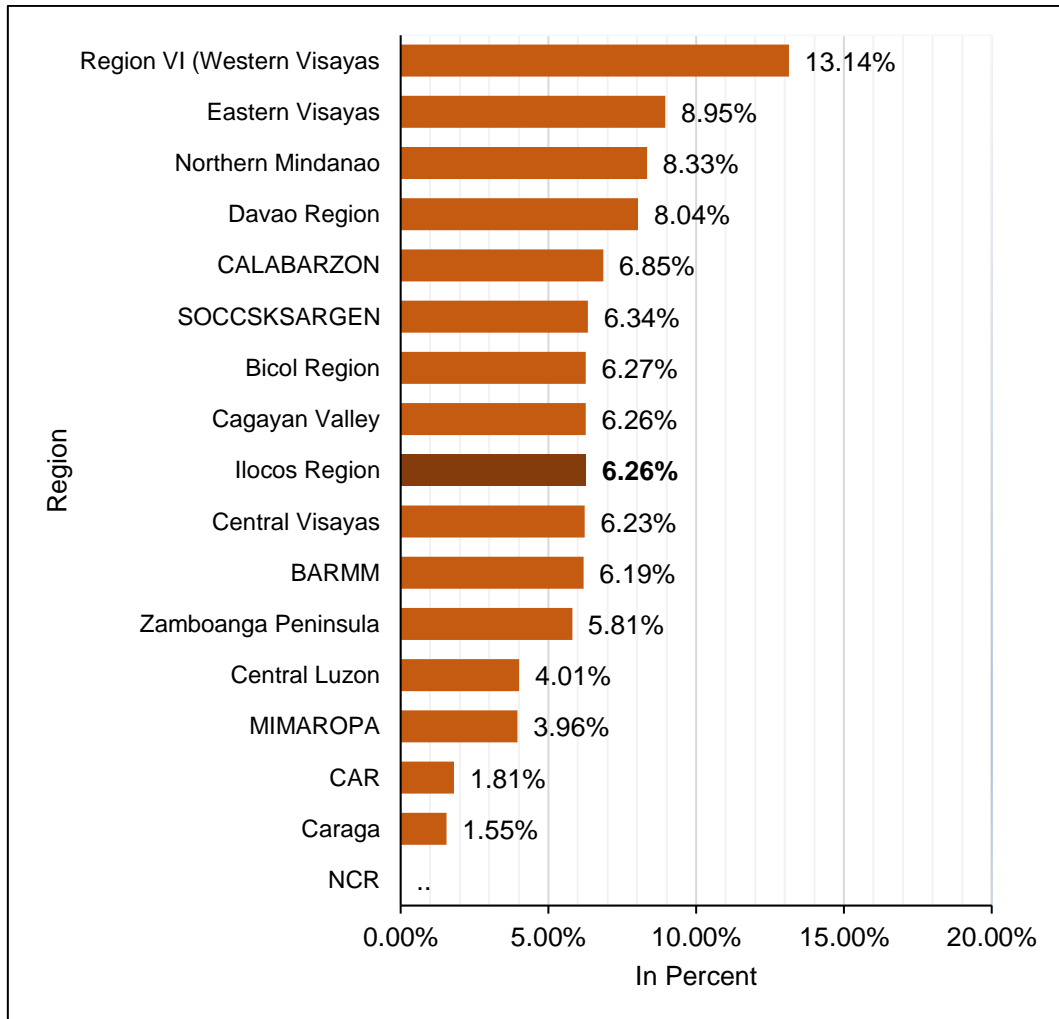


Note: P – preliminary

Source: Philippine Statistics Authority



**Figure 2. Percent Contribution of Carabao Production by Region
Philippines: 2022 and 2023^P**

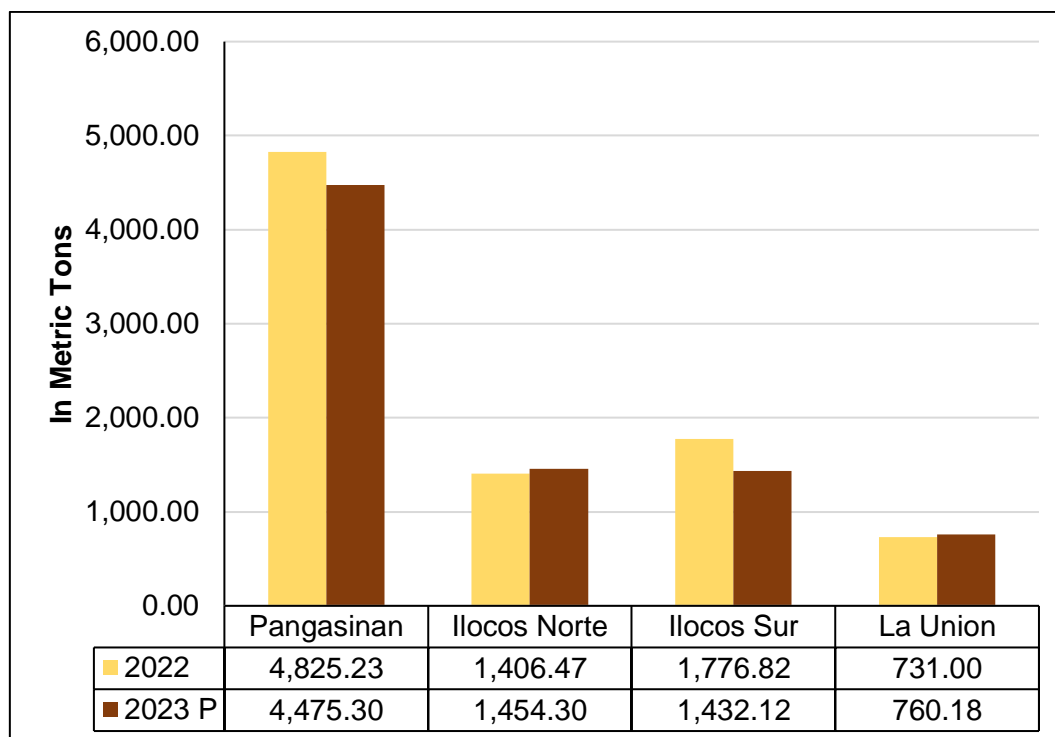


Note: P – preliminary
 .. – not applicable
 Totals may not add up due to rounding.
 Source: Philippine Statistics Authority

Ilocos Region contributed 6.26 percent to the national production of 129,666.58 metric tons liveweight, ranking 9th among the carabao producing regions in the country.



Figure 3. Carabao Volume of Production by Province, Ilocos Region 2022 and 2023^P (In Metric Tons)



Note: P – preliminary
Source: Philippine Statistics Authority

Pangasinan and Ilocos Sur pulled down the regional carabao production

Pangasinan has the highest production recording 4,475.30 metric tons liveweight in 2023, contributing 55.10 percent of the region’s carabao production. The province recorded a decline of 7.25 percent in 2023 from the 4,825.23 metric tons in 2022.

Ilocos Sur shared 17.63 percent to the region’s carabao production. It has reported 1,432.12 metric tons liveweight in 2023, which is lower by 19.40 percent from the 1,776.82 metric tons liveweight production in 2022.

Ilocos Norte and La Union on the other hand, recorded increases of production in 2023 by 3.40 percent and 3.99 percent, respectively.



Table 1. Inventory of Carabao (In Heads) by Province, Ilocos Region 2022 and 2023^P (As of 01 January and 01 July)

Region/Province	2022		2023 ^P		Percent Change	
	01 Jan	01 Jul	01 Jan	01 Jul	01 Jan 2023/2022	01 Jul 2023/2022
Ilocos Region	166,251	156,710	151,038	144,005	-9.15	-8.11
Ilocos Norte	35,957	35,191	34,617	35,319	-3.73	0.36
Ilocos Sur	24,206	23,257	23,639	23,754	-2.34	2.14
La Union	50,403	49,301	47,407	45,149	-5.94	-8.42
Pangasinan	55,685	48,961	45,375	39,783	-18.51	-18.75

Note: P – preliminary

Source: Philippine Statistics Authority

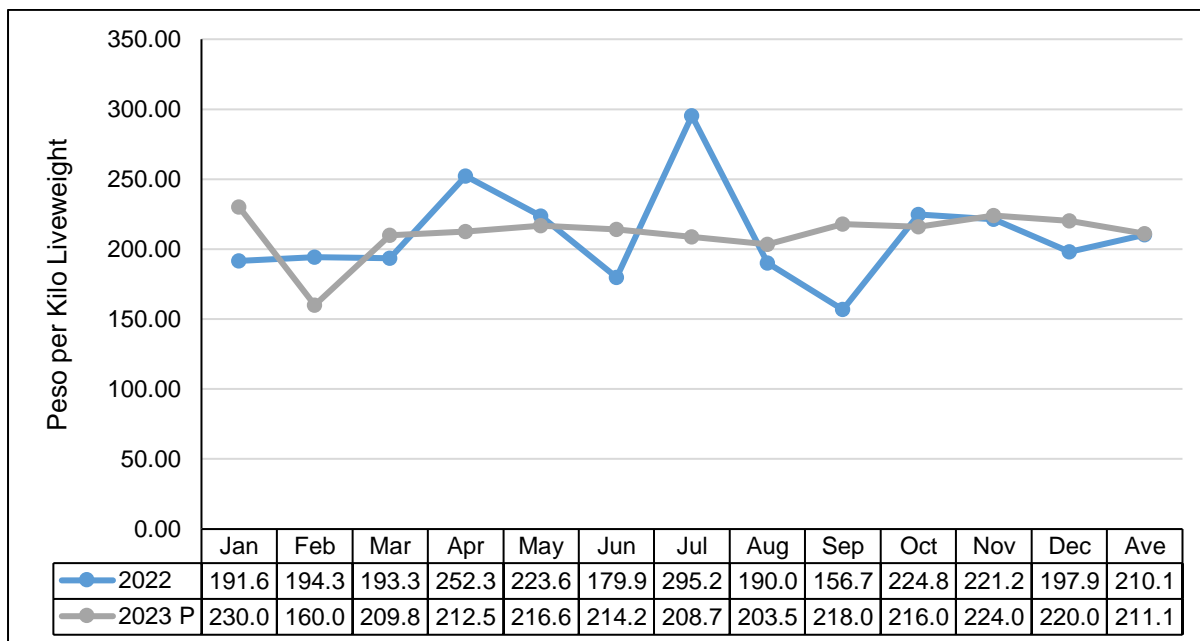
Carabao inventory in the region decreases as of January and July 2023

The total headcount of carabao in Ilocos Region as of 01 January 2023 posted 151,038 heads, which decreased by 9.15 percent compared to the inventory of 166,251 heads as of 01 January 2022.

As of 01 July 2023, carabao inventory registered a decrease of 8.11 percent over the 2022 levels of the same reference date. Decreases in carabao population were noted in Pangasinan and La Union by 18.75 percent, and 8.42 percent, respectively. On the other hand, Ilocos Sur and Ilocos Norte posted decreases in inventory by 2.14 percent and 0.36 percent, respectively.



Figure 4. Monthly Average Farmgate Price of Carabao for Slaughter (Backyard), Ilocos Region: 2022 and 2023^P



Note: P- preliminary

Source: Philippine Statistics Authority

Farmgate Price

The average farm price of carabao for slaughter in the backyard farms in 2023 was PhP211.14 per kilo liveweight. This was higher by 0.49 percent than the average price of PhP210.11 per kilo liveweight in 2022. The highest price of PhP230.00 per kilo was recorded in January 2023.





Parammata Bldg. C, Diversion Rd., Biday, City of San Fernando, La Union
Telephone: (072) 607 – 0247 / 888 – 2582
rso01.psa.gov.ph

TECHNICAL NOTES

The data for this report is collected by the PSA through two (2) major surveys, namely the BLPS and the CLPS. Surveys are conducted simultaneously every quarter in all provinces.

Another survey that supplements the data requirements of the sub-sector is the CDSPDP. This covers the Accredited (AAA, AA) and Locally Registered Meat Establishments (LRMEs) nationwide and is undertaken in coordination with the NMIS and PVO of the four provinces.

Concepts and Definitions

- **Volume of Production** – Refers to the number of tended/raised animals disposed for slaughter including animals shipped out for slaughter. This is expressed in metric tons, liveweight.
- **Animal Inventory** (*also, Animal Population*) – the number of domesticated animals in head present in the farm at specific reference date.
- **Carabao** – domesticated livestock characterized by its heavy built, low, and wide body used in farms as a draft animal and also suitable for milk production.
- **Farmgate price** – the price received by raisers for their produce at the location of the farm. Thus, marketing costs such as transport and other marketing cost (if any) incurred in selling the produce are not included in the farmgate prices.


ATTY. SHEILA O. DE GUZMAN
Regional Director, RSSO 01 ✓


TBO/DAPR/RKT



Parammata Bldg. C, Diversion Rd., Biday, City of San Fernando, La Union
Telephone: (072) 607 – 0247 / 888 – 2582
rso01.psa.gov.ph