

SPECIAL RELEASE

Women and Men in Ilocos Region

Date of Release: **29 February 2024**

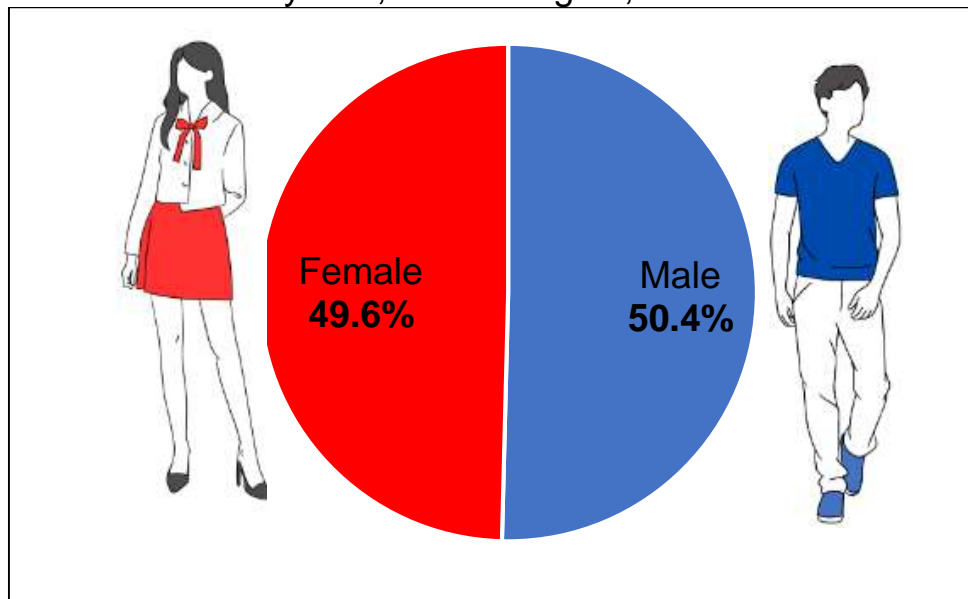
Reference No. **2024-020**

The Philippine Statistics Authority (PSA), Ilocos Region – Regional Statistical Services Office I, in celebration of Women’s Month every March, issues a Special Release on Women and Men in the region.

Males dominate Ilocos Region’s household population

Based on the 2020 Census of Population and Housing, Ilocos Region had a household population of 5,292,297 persons. Of this total, 81.5 percent or 4,312,927 persons were ten years old and over, with 50.4 percent males and 49.6 percent females. (Figure 1)

Figure 1. Percentage of Household Population Ten Years Old and Over by Sex, Ilocos Region, 2020



Source: Philippine Statistics Authority, 2020 Census of Population and Housing

Fertility Situation of Women

The Ilocos region registered 841,949 ever-married women (EMW) aged 15 to 49 and 1,748,533 children ever born (CEB) in 2020. On average, these women have 2.1 children signifying that there are at least two children in a household in the region. (Table 1)


Table 1. Number of Ever-Married Women Aged 15 to 49 by Age Group and Children Ever Born Alive, Ilocos Region: 2020

Age Group	Total Number of EMW	Women by Number of Children Born Alive									NR
		0	1	2	3	4	5	6	7	8 and over	
Total	841,949	111,569	218,358	234,875	149,593	73,182	29,279	13,549	5,901	5,623	20
15 – 19	24,198	11,449	11,009	1,545	165	25	0	0	0	0	5
20 – 24	89,067	22,707	43,843	18,352	3,410	634	70	30	10	0	10
25 – 29	138,823	23,092	51,432	42,399	16,162	4,577	886	187	55	30	5
30 – 34	154,333	18,171	40,649	50,744	28,299	11,608	3,228	1,159	304	171	0
35 - 39	156,389	13,855	29,840	48,935	35,490	17,244	6,406	2,891	1,050	678	0
40 – 44	147,395	11,338	22,766	40,738	35,462	20,114	8,731	4,444	2,028	1,774	0
45 - 49	131,744	10,957	18,819	32,161	30,607	18,980	9,958	4,838	2,453	2,971	0

Source: Philippine Statistics Authority, 2020 Census of Population and Housing

Of the 842 thousand EMW in the Ilocos Region, 18.6 percent belonged to the 35 to 39 years old group. Similarly, about 235 thousand or 27.9 percent of the total EMW have two children, 21.6 percent of whom are 30 – 34 years old. EMW with one child registered the highest number under the age group 25 to 29, 352 thousand at 51 thousand. (Table 1)

Figure 2. Median Age at First Marriage of EMW Aged 15 to 49 Years in Ilocos Region, 2020



Source: Philippine Statistics Authority, 2020 Census of Population and Housing

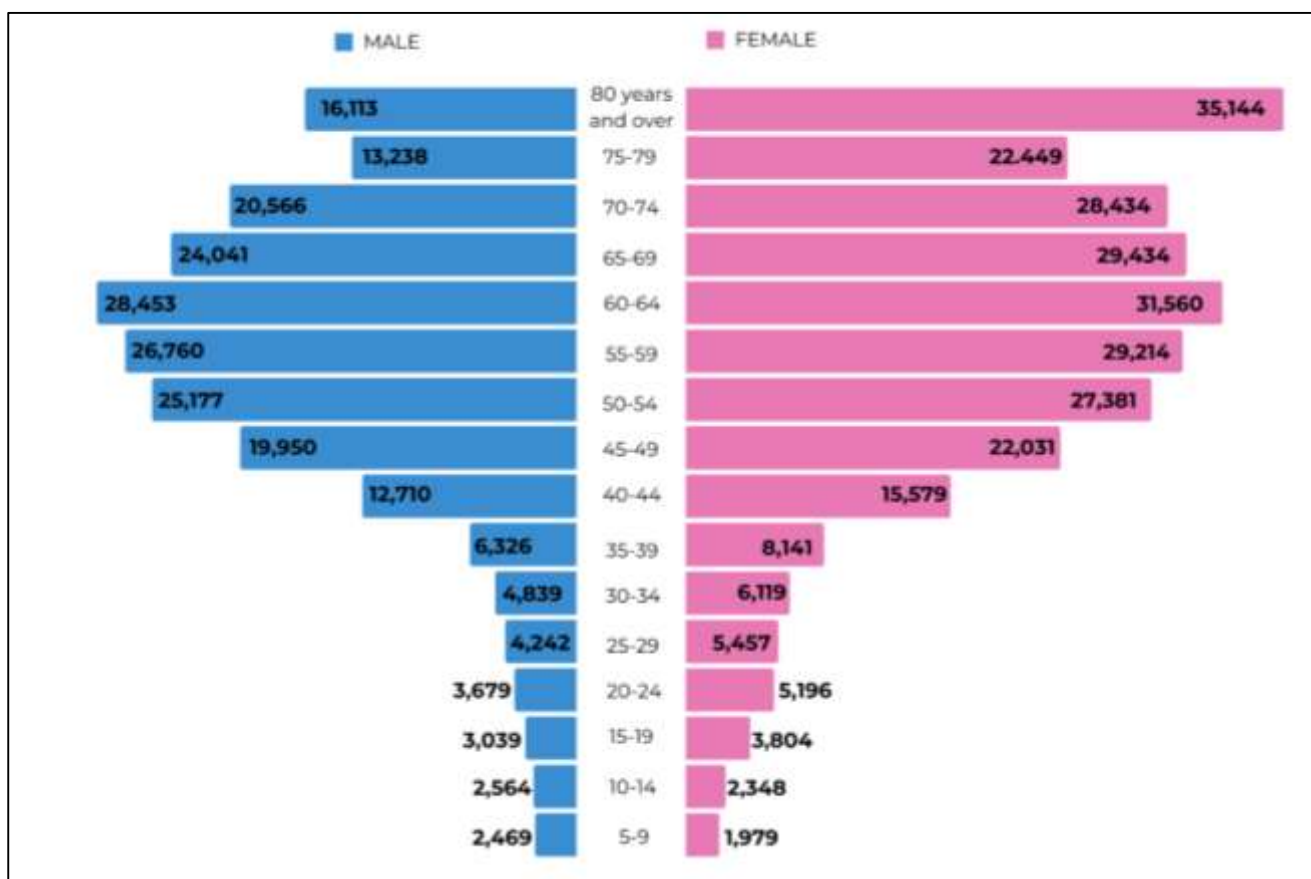
In 2020, the median age at first marriage among EMW in Ilocos Region was 22.2 years. The age at first marriage refers to the age of the woman when she first got married or lived in a consensual union. (Figure 2)

Functional Difficulty

The region recorded 488,436 persons five years old and over who have at least one functional difficulty domain which was equivalent to 10.1 percent of the 4,812,461 total household population five years old and over. The domain includes the difficulty in seeing, hearing, walking, remembering or concentrating, self-caring, and communicating.

The age group 60 to 64 years old recorded 60,013 persons which is the highest among age brackets in the Ilocos Region with at least one domain of functional difficulty. Of the 60,013 persons, 31,560 or 52.6 percent were female, while 28,453 or 47.4 percent were male. The age group 5 to 9 years old has the least number of persons with at least one domain of functional difficulty at 4,448 wherein 1,979 or 44.5 percent were females, and 2,469 or 55.5 percent were males. (Figure 3)

Figure 3. Number of Household Population Five Years Old and Over with at Least One Domain of Functional Difficulty by Age Group and Sex Ilocos Region, 2020



Source: Philippine Statistics Authority, 2020 Census of Population and Housing



Marriages in Ilocos Region

Table 2. Number of Registered Marriages by Age of Wife and Husband by Type of Ceremony, Ilocos Region: 2021

Type of Ceremony	Total Marriages	Age					
		Under 20 y/o	20 to 29 y/o	30 to 39 y/o	40 to 49 y/o	50 to 59 y/o	60 y/o and over
Ilocos Region		911	21,164	9,644	1,417	459	266
Wife		725	11,323	4,069	562	179	78
Husband	16,936	197	9,841	5,575	855	280	188
Civil		491	9,248	4,468	771	290	172
Wife		387	4,922	1,947	316	123	43
Husband	7,738	104	4,362	2,521	455	167	129
Roman Catholic Church		246	7,046	2,933	335	65	33
Wife		196	3,788	1,189	126	18	12
Husband	5,329	50	3,258	1,744	209	47	21
Other Religious Rites		180	4,803	2,215	300	98	58
Wife		139	2,596	919	114	37	22
Husband	3,827	41	2,207	1,296	186	61	36
Muslim		2	28	25	10	6	3
Wife		1	16	12	6	1	1
Husband	37	1	12	13	4	5	2
Tribal		3	3	3	1	-	-
Wife		2	1	2	-	-	-
Husband	5	1	2	1	1	-	-

Source: Philippine Statistics Authority

In 2021, there were 16,936 registered marriages in the Ilocos Region. Almost half or 45.7 percent of the total were through civil ceremonies, followed by rite in the Roman Catholic Church at 31.5 percent.



Meanwhile, other religious rites, including Muslim and tribal ceremonies, covered 22.8 percent of the total registered marriages. (Table 2)

Both genders have the highest record of marriages at 20 to 29 years old with 21,164 in total. Of that figure, 11,323 or 53.5 percent were women, and 9,841 or 46.5 percent were men. The age group 30 to 39 years old have the second highest record of marriages at 9,644, wherein there were more men (5,575) than women (4,069). (Table 2)

Employment Situation in Ilocos Region

Table 4. Number and Percent Distribution of Employment Indicators by Sex
Ilocos Region: October 2022

Employment Indicator	Total (1)	Women		Men	
		Number	Percent	Number	Percent
		(2)	(3)	(4)	(5)
October 2022					
Total Labor Force	2,304	931	40.4	1,373	59.6
Employed	2,212	886	40.1	1,326	59.9
Unemployed	91	44	48.5	47	51.5

Source: Philippine Statistics Authority, Labor Force Survey

In October 2022, around 2,304 people were registered in the labor force. Men represented 59.6 percent or 1,326 of the labor force, while women represented 40.4 percent or 886 of the labor force. A total of 2,212 were employed, of which, 59.9 percent or 1,326 are men, and 40.1 percent, or 886 are women. On the other hand, with 91 total unemployed in the labor force, men have the bigger number with 47, or 51.5 percent than women, with 44, or 48.5 percent. (Table 4)

Table 5. Number and Percent Distribution of Employed Persons by Highest Grade Completed (in '000) and by Sex
Ilocos Region: October 2022

Employment Indicator	Total	Women		Men	
		Number	%	Number	%
Employed Persons by Highest Grade Completed (in '000)	2,212	886	40.1	1,326	59.9
No Grade Completed	6	2	32.5	4	67.5
Elementary	369	112	30.4	257	69.6
Undergraduate	128	32	25.1	96	74.9
Graduate	241	80	33.2	161	66.8
Junior High School	997	348	34.9	649	65.1
Undergraduate	204	56	27.3	148	72.7
Graduate	793	292	36.9	501	63.1
Senior High School	88	37	41.4	52	58.6
Undergraduate	22	12	55.3	10	44.7
Graduate	66	24	36.9	42	63.1
Post-Secondary	93	35	38.0	58	62.0
Undergraduate	0	-	-	-	-
Graduate and Higher	93	35	38.0	58	62.0
College	660	353	53.5	307	46.5
Undergraduate	219	106	48.5	113	51.5
Graduate and Higher	441	247	55.9	194	44.1

The biggest number of employed persons based on their highest grade completed are Junior High School with 997, of which, 649 (65.1 percent) are men, and 348 (34.9 percent) are women. Among the 649 employed men, 501 are graduates and 148 are undergraduate. Meanwhile, there are 292 employed women who are graduates and 56 employed women who are undergraduate of the 348 employed women with a junior high school as their highest grade completed.

There were 660 employed persons who reported college as their highest grade completed, of which 307 (46.5 percent) are men, and 353 (53.5 percent) are women. Elementary as the highest grade



completed employed persons are 369 in total, 257 (69.6 percent) are men, and 112 (30.4 percent) are women. Post-Secondary and Senior High School followed with a total number of 93 and 88 employed persons, respectively.

The least registered employed persons in October 2022 are those with no grade completed constituting 6 employed persons, of which, four are men, and two are women. (Table 5)

Table 6. Number and Percent Distribution of Employed Persons by Major Industry Group and by Sex, (in '000)
Ilocos Region: October 2022

Employment Indicator	Total	Women		Men	
		Number	%	Number	%
Employed Persons by Major Industry Group (in '000)	2,212	886	40.1	1,326	59.9
Agriculture and Forestry	541	144	26.7	396	73.3
Fishing and Aquaculture	33	3	8.0	30	92.0
Mining and Quarrying	1	-	-	1	100.0
Manufacturing	114	43	38.0	71	62.0
Electricity, Gas, steam and air conditioning supply	8	-	-	8	100.0
Construction	259	3	1.0	256	99.0
Wholesale and Retail Trade, Repair of Motor Vehicles	481	311	64.7	170	35.3
Transportation and storage	115	3	2.3	113	97.7
Accommodation and food service activities	93	53	57.2	40	42.8
Information and communication	9	3	30.7	6	69.3
Financial and insurance activities	28	19	66.7	9	33.3
Real Estate Activities	5	3	50.1	3	49.9
Professional, scientific and technical activities	12	4	30.8	8	69.2
Administrative and support service activities	48	20	42.3	28	57.7
Public Administration and Defense, Compulsory Social Security	160	87	54.4	73	45.6
Education	80	54	67.5	26	32.5
Human health and social work activities	31	14	45.1	17	54.9
Arts, entertainment and recreation	20	6	30.7	14	69.3
Other service activities	174	117	67.2	57	32.8

In October 2022, most women were employed under the wholesale and retail trade, and repair of motor vehicles industry, while most men were employed in the agriculture and forestry industry.

The agriculture and forestry industry registered the highest number of workers in October 2022. Of the 541 workers during the period, 396 or 73.3 percent are men, and 144 or 26.7 percent are women. Meanwhile, wholesale and retail trade, and repair of motor vehicles industry ranked second highest number of workers in which women dominated men with 311 employed women out of the 481 employed persons. (Table 6)

Table 7. Number and Percent Distribution of Employed Persons by Major Occupation Group and by Sex, (in '000)
Ilocos Region: October 2022

Employment Indicator	Total	Women		Men	
		Number	%	Number	%
Employed Person by Major Occupation Group (in '000)	2,212	886	40.1	1,326	59.9
Managers	123	62	50.5	61	49.5
Professionals	104	63	60.1	42	39.9
Technicians & Associate professionals	55	22	39.8	33	60.2
Clerical support workers	117	68	58.4	49	41.6
Service and sales workers	537	366	68.2	171	31.8
Skilled agricultural, forestry and fishery workers	285	48	16.8	238	83.2
Craft and related trades workers	133	18	13.9	114	86.1
Plant and machine operators and assemblers	122	0	0.0	122	100.0
Elementary occupations	732	239	32.6	493	67.4
Armed forces and special occupations	3	-	-	3	100.0

The occupation with the highest number of employed persons is under the elementary occupations with 732 employed individuals out of the 2,212 total number of employed persons in October 2022. This was followed by service and sales workers with 537 employed

persons, skilled agricultural, forestry and fishery workers with 285 employed persons, craft and related trades workers with 133 employed persons, managers with 123, plant and machine operators and assemblers with 122, clerical support workers with 117, and professionals with 104 employed persons. Other occupations which include technicians and associate professionals and armed forces and special occupations consisted of 58 employed persons in total.

Most women were employed under the service and sales workers with a total number of 366 out of the 888 employed women. On the other hand, most men were employed under elementary occupations with 493 share out of the 1,326 employed men. (Table 7)




TECHNICAL NOTES

Concepts and Definitions

- **Age** refers to the interval between the person's date of birth and their last birthday before the census reference date. It is expressed in completed years or whole number.
- **Sex** is the biological and physiological reality of being a male or female. Age refers to the interval between the person's date of birth and his/her last birthday before the census reference date. It is expressed in completed years or whole numbers.
- **Age at first marriage** is the age at which the woman first entered married life or consensual union.
- **Children ever born (CEB)** alive includes (i) children born alive but no longer surviving and (ii) children still living who may be residing with the household or living elsewhere at the time of the census. The count of the CEB included those born to women during their present marriage, during their previous marriage, and those born outside of marriage.
- **Ever-married women (EMW)** refers to females aged 15-49 years who have been married at least once in their lives, although their current marital status may not be "married."
- **Household** is a social unit consisting of person or a group of persons who sleep in the same housing unit and have a common arrangement in the preparation and consumption of food.
- **Household population** refers to all persons who are members of the household.
- **Functional Difficulty** includes difficulty in seeing, hearing, walking, remembering or concentrating, self-caring, and communicating


ATTY. SHEILA O. DE GUZMAN, CPA
Regional Director


TBO/KJAG/CJBP/NPBM



Management
System
ISO 9001:2015

www.tuv.com
ID 9109640991



Parammata Bldg. C, Diversion Road, Sitio 5, Brgy. Biday, City of San Fernando, La Union
Telefax: 607-0247/ 888-2582
www.rss001.psa.gov.ph