

SPECIAL RELEASE

Other Service Activities Sector Ilocos Region

2021 Annual Survey of Philippine Business and Industry

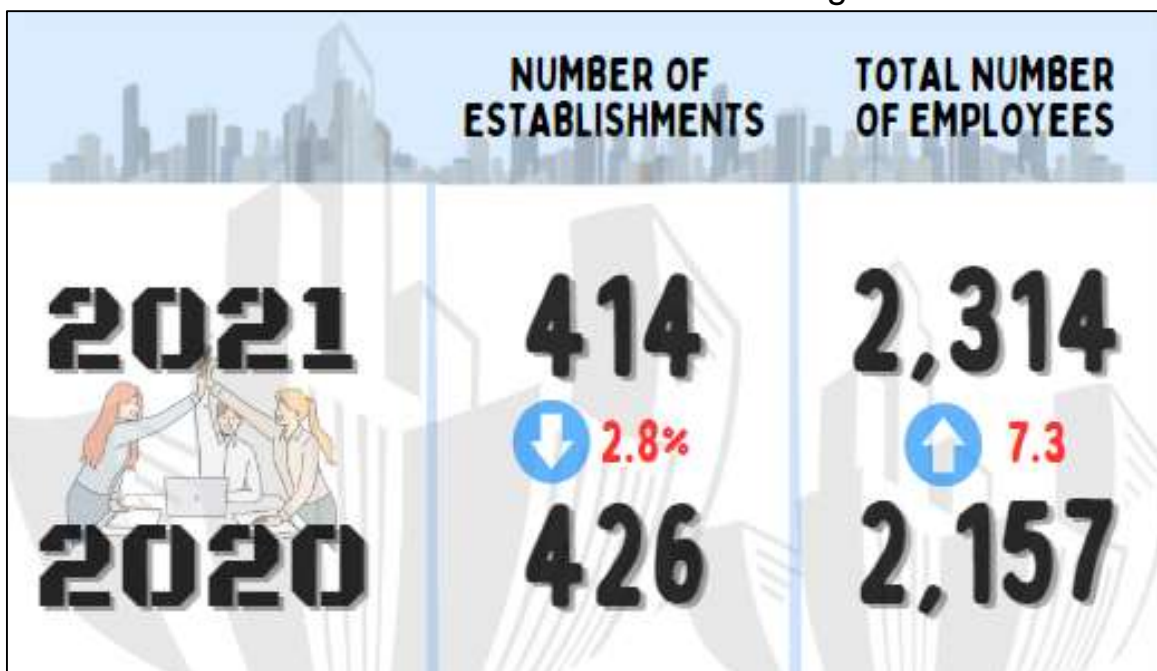
Date of Release: 14 February 2024

Reference No. **2024- 011**

The 2021 Annual Survey of Philippine Business and Industry (ASPBI) final results revealed that in the Ilocos Region, there were 414 registered establishments lower than the 426 establishments recorded in the year of 2020 under the Other Service Activities sector.

Meanwhile, the number of employees in the sector increased by 7.3 percent from 2,157 in 2020 to 2,314 in 2021. It reflects that for every establishment there were at least six employees in this sector.

Figure 1. Number of Establishments and Employees in the Other Service Activities Sector Ilocos Region: 2020 vs 2021



Source: Philippine Statistics Authority, 2021 ASPBI (Final Results)

In the Ilocos Region, the total paid employees in the Other Service Activities sector were recorded at 2,188 workers or 94.6 percent of the total employment. This reflected a 4.9 percent increase from the 2,085 paid employees reported in 2020.

Figure 2. Total Paid Employees in the Other Service Activities Sector Ilocos Region: 2020 vs 2021

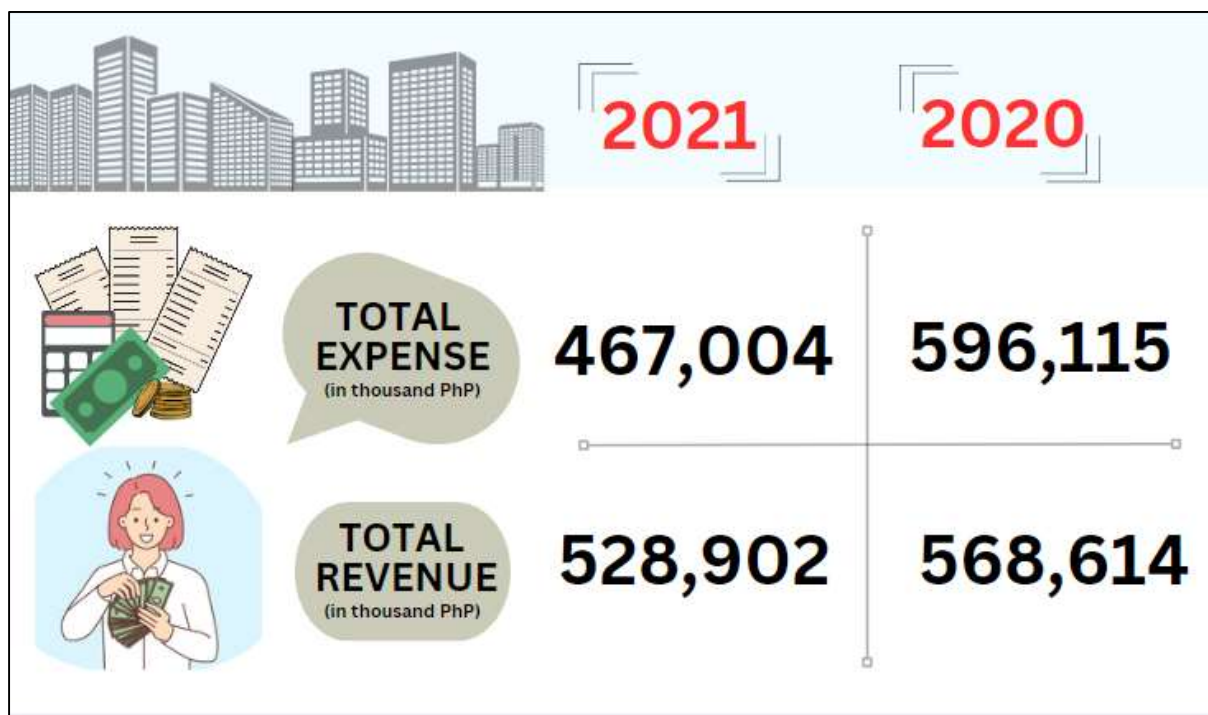


Source: Philippine Statistics Authority, 2021 ASPBI (Final Results)

In the Other Service Activities sector, the total expense recorded 467.0 million, a decrease of 21.7 percent compared to 596.1 million in 2020. The total compensation paid to employees in the region in 2021 recorded 152.3 million and 158.1 million in year 2020. Other expenses reached 314.7 thousand.

On the other hand, the total revenue generated in the sector recorded 528.9 million a decrease by 7.0 percent from 568.6 million in 2020.

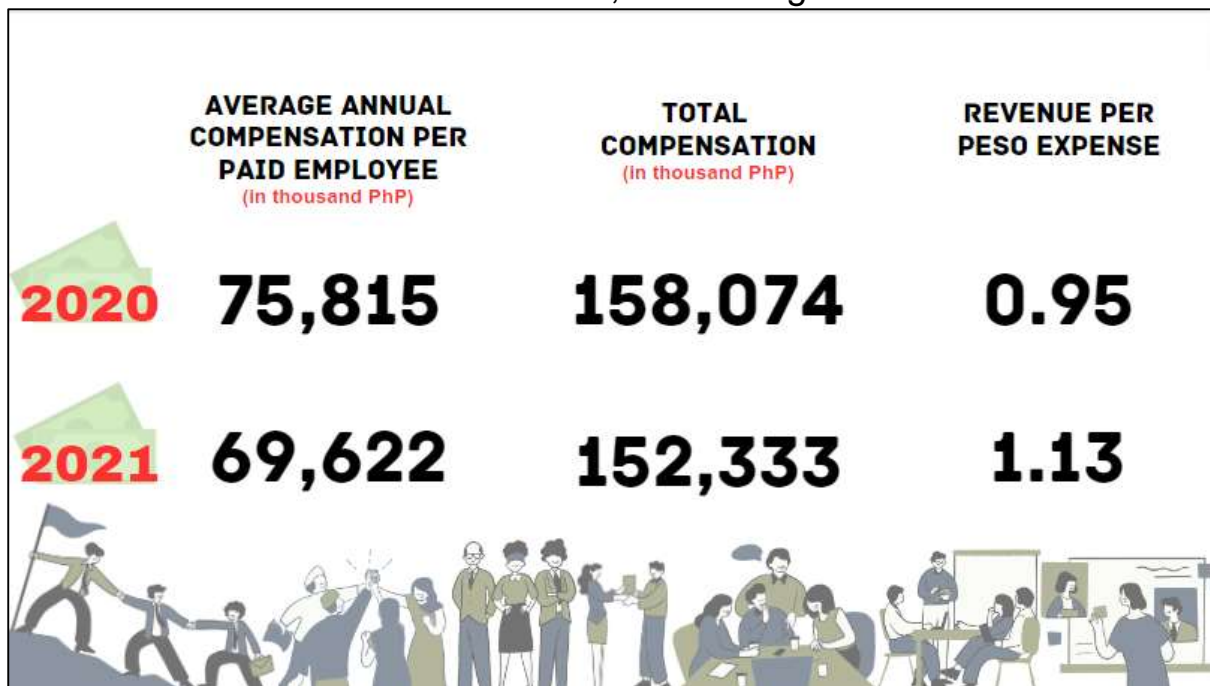
Figure 3. Total Expense and Total Revenue in the Other Service Activities Sector Ilocos Region: 2020 vs 2021



Source: Philippine Statistics Authority, 2021 ASPBI (Final Results)

In 2021, the average annual compensation paid per employee in the Ilocos Region under the sector of Other Service Activities was recorded 69.6 thousand. This translated to a revenue per expense ratio of 1.13 which means that there is a 0.13 revenue per peso expense. This translated that in year 2020 a decrease of 8.2 percent from 75.8 thousand average annual compensation per paid employee.

Figure 4. Average Annual Compensation per Paid Employee in the Other Service Activities sector, Ilocos Region: 2020 vs 2021



Source: Philippine Statistics Authority, 2021 ASPBI (Final Results)

TECHNICAL NOTES

2021 Annual Survey of Philippine Business and Industry

Background of the Survey

The Annual Survey of Philippine Business and Industry (ASPBI), one of the designated statistical activities of the Philippine Statistics Authority (PSA), generates essential statistics for economic planning and analysis. It is specifically designed to collect and generate information on the levels, structure, performance, and trends of economic activities of the formal sector of the country's economy.

The 2021 ASPBI is the 49th in the series of annual surveys of establishments in the country. It was conducted nationwide in April 2022 with 2021 as reference period. In this round of the ASPBI, the 2021 Survey on Information and Communications Technology (SICT) is a rider to this survey.

Concepts and Definitions of Terms

An **establishment** is defined as an economic unit under a single ownership or control which engages in one or predominantly one kind of economic activity at a single fixed location.

An establishment is categorized by its economic organization, legal organization, industrial classification, employment size, and geographic location.

Compensation is the sum of salaries and wages, separation/retirement/terminal pay, gratuities, and payments made by the employer on behalf of the employees such as contribution to SSS/GSIS, ECC, PhilHealth, Pag-ibig, etc.

Expense is the cost incurred by the establishment during the year whether paid or payable. This is treated on a consumed basis. Valuation is at purchaser price including taxes and other charges, net of rebates, returns, and allowances. Goods and services received by the establishment from other establishments of the same enterprise are valued as though purchased.

Paid employees are all persons working in the establishment and receiving pay, as well as those working away from the establishment paid




by and under the control of the establishment. Included are all employees on sick leave, paid vacation, or holiday. Excluded are consultants, home workers, receiving pure commissions only, and workers on indefinite leave.

Revenue is the cash received and receivables for goods/products and by-products sold and services rendered. Valuation is at producer prices (ex-establishment) net of discounts and allowances, including duties and taxes but excluding subsidies.



ATTY. SHEILA O. DE GUZMAN, CPA
Regional Director ✓

TBO/AJD/AMTE



Parammata Bldg. C, Diversion Road, Sitio 5, Brgy. Biday, City of San Fernando, La Union
Telefax: 607-0247/ 888-2582
www.rss01.psa.gov.ph