

SPECIAL RELEASE

Administrative and Support Service Activities Section Ilocos Region

2021 Annual Survey of Philippine Business and Industry

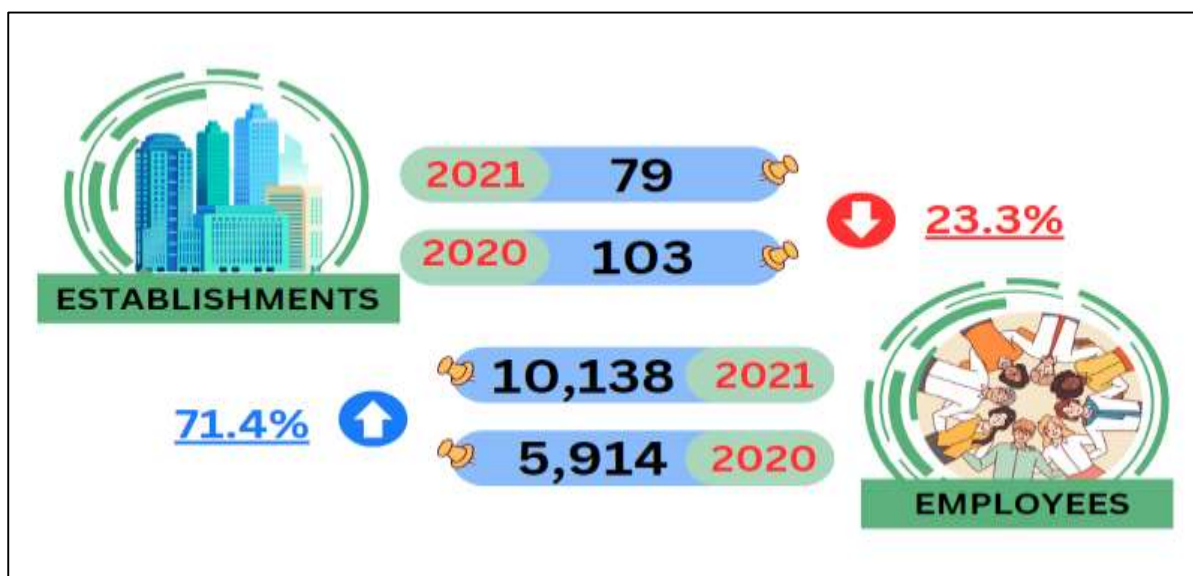
Date of Release: 14 February 2024

Reference No. **2024-010**

In the Ilocos Region, the Administrative and Support Service Activities Sector employed 10,138 workers, according to official statistics from the 2021 Annual Survey of the Philippine Business and Industry (ASPBI). There were 79 registered businesses in this sector.

From 103 registered establishments in 2020, there was a 23.3 percent decline in the total number of establishments in 2021. On the contrary, the total workforce increased by 71.4 percent from the 5,914 workers in 2020

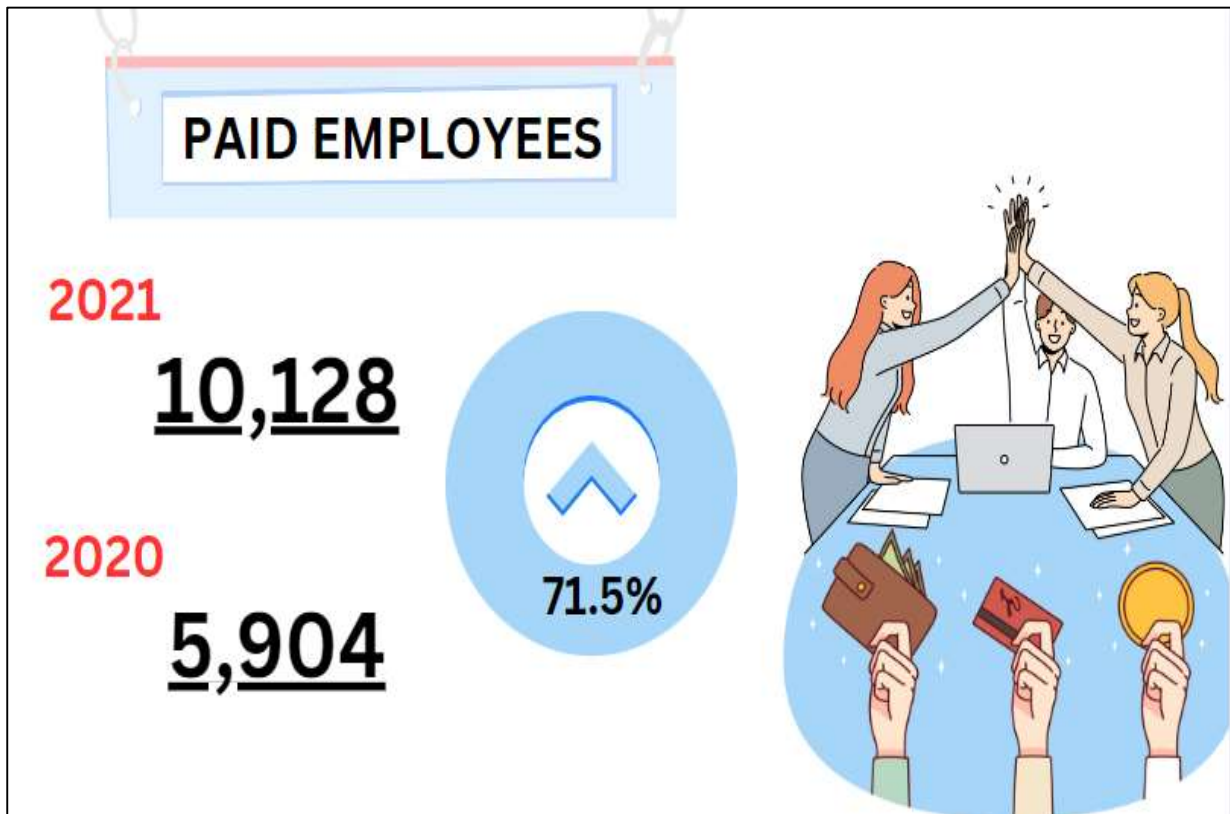
Figure 1. Number of Establishments and Total Employees
in the Administrative and Support Service Activities Sector,
Ilocos Region: 2021 vs 2020



Source: Philippine Statistics Authority, 2021 ASPBI (Final Results)

Ilocos Region paid workers in the Administrative and Support Service Activities Sector were at 10,128. In comparison to the 2020 figures of 5,904, paid employees in 2021 were higher by 71.5 percent

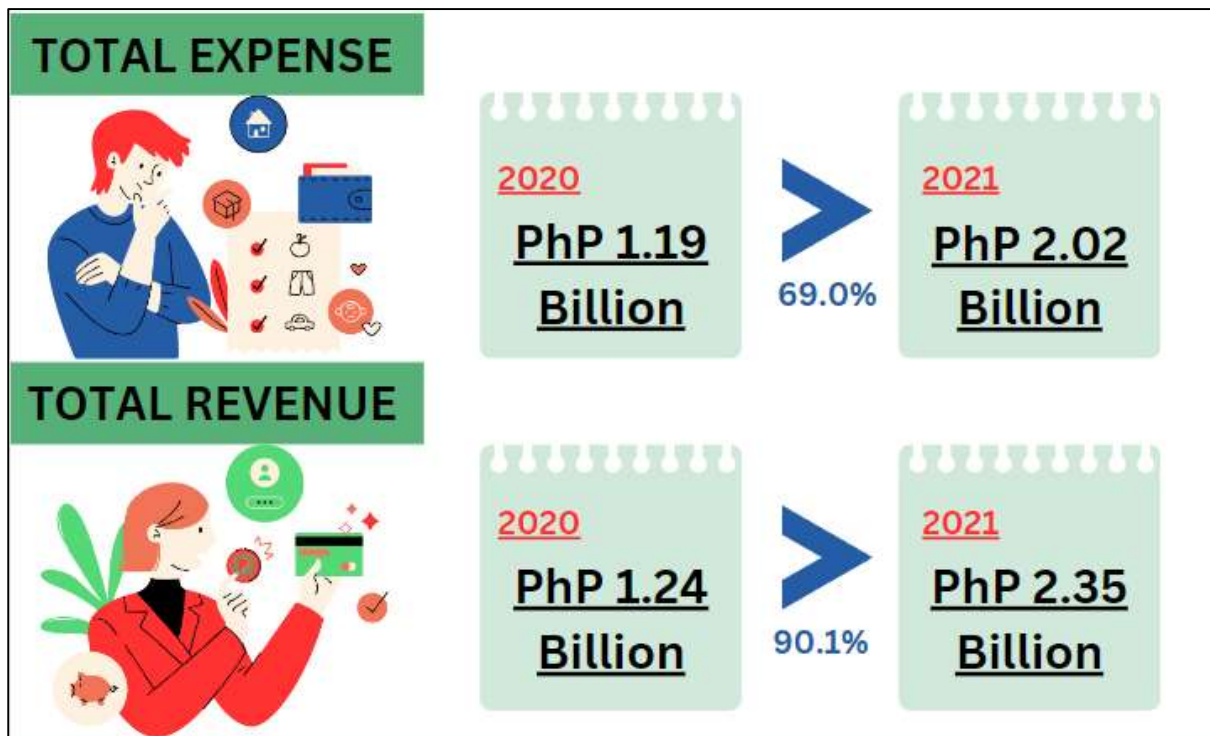
Figure 2. Paid Employees in the Administrative and Support Service Activities Sector, Ilocos Region: 2021 vs 2020



Source: Philippine Statistics Authority, 2021 ASPBI (Final Results)

The total expense incurred by the Administration and Support Service Activities Sector in the Ilocos Region in 2021 were at PhP 2.02 billion. This was higher by 69.0 percent than the PhP 1.19 billion in 2020. Meanwhile, the total revenue in 2021 was at PhP 2.35 billion, higher than the 1.24 billion in 2020.

Figure 3. Total Revenue and Total Expense in the Administrative and Support Service Activities Sector, Ilocos Region: 2020 VS 2021

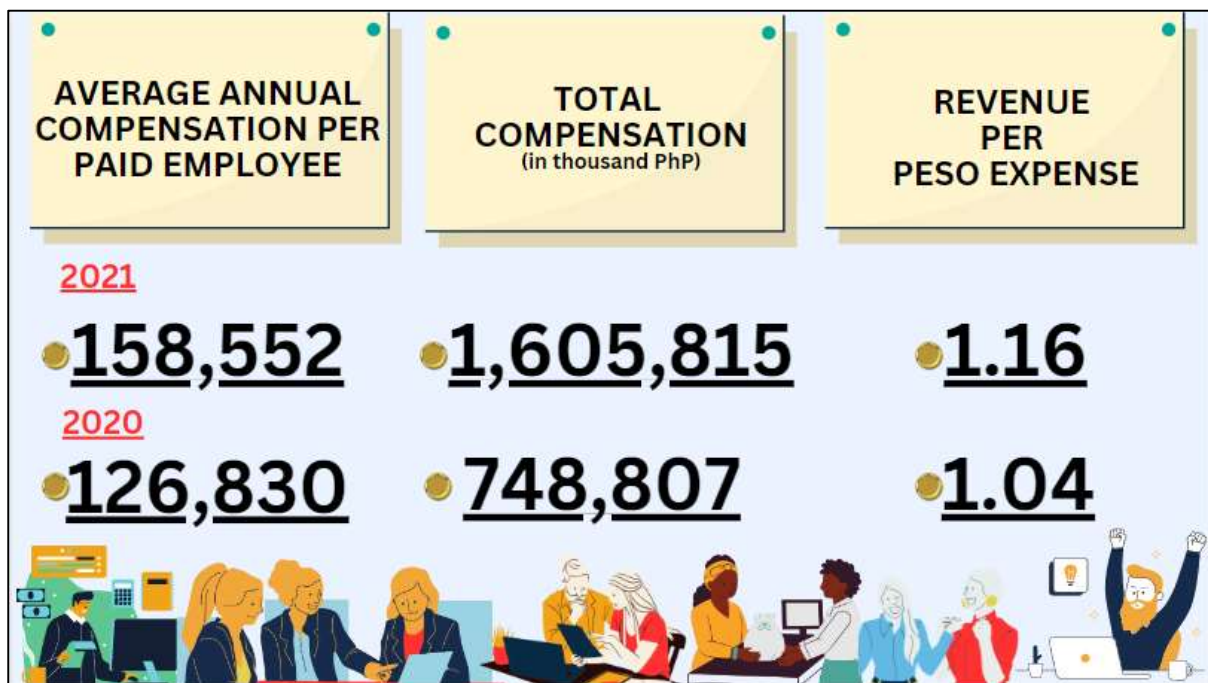


Source: Philippine Statistics Authority, 2021 ASPBI (Final Results)

The average annual compensation per paid employee in the Ilocos Region for the Administrative and Support Service Activities Sector was recorded 158,552 in 2021, with a revenue per expense ratio of 1.16. In 2020, the average annual compensation per paid employee was 126,830, with a ratio of 1.04 for revenue per peso expense.

The total compensation paid to employees in the Ilocos Region in 2021 was PhP 1.61 billion, which is almost 114.4 percent higher than the data in 2020 of 748.81 million.

Figure 4. Total Compensation, Average Annual Compensation per Paid Employee, and Revenue per Peso Expense in the Administrative and Support Service Activities, Sector Ilocos Region: 2021 vs 2020



Source: Philippine Statistics Authority, 2021 ASPBI (Final Results)

TECHNICAL NOTES

2021 Annual Survey of Philippine Business and Industry

Background of the Survey

The Annual Survey of Philippine Business and Industry (ASPBI), one of the designated statistical activities of the Philippine Statistics Authority (PSA), generates essential statistics for economic planning and analysis. It is specifically designed to collect and generate information on the levels, structure, performance, and trends of economic activities of the formal sector of the country's economy.

The 2021 ASPBI is the 49th in the series of annual surveys of establishments in the country. It was conducted nationwide in April 2022 with 2021 as reference period. In this round of the ASPBI, the 2021 Survey on Information and Communications Technology (SICT) is a rider to this survey.

Concepts and Definitions of Terms

An **establishment** is defined as an economic unit under a single ownership or control which engages in one or predominantly one kind of economic activity at a single fixed location.

An establishment is categorized by its economic organization, legal organization, industrial classification, employment size, and geographic location.

Compensation is the sum of salaries and wages, separation/retirement/terminal pay, gratuities, and payments made by the employer on behalf of the employees such as contribution to SSS/GSIS, ECC, PhilHealth, Pag-ibig, etc.

Expense is the cost incurred by the establishment during the year whether paid or payable. This is treated on a consumed basis. Valuation is at purchaser price including taxes and other charges, net of rebates, returns, and allowances. Goods and services received by the establishment from other establishments of the same enterprise are valued as though purchased.

Paid employees are all persons working in the establishment and receiving pay, as well as those working away from the establishment paid



by and under the control of the establishment. Included are all employees on sick leave, paid vacation, or holiday. Excluded are consultants, home workers, receiving pure commissions only, and workers on indefinite leave.

Revenue is the cash received and receivables for goods/products and by-products sold and services rendered. Valuation is at producer prices (ex-establishment) net of discounts and allowances, including duties and taxes but excluding subsidies.



ATTY. SHEILA O. DE GUZMAN, CPA
Regional Director ✓



TBO/DAPRIA JDA



Management System
ISO 9001:2015
www.tuv.com
ID 9108640901



Parammata Bldg. C, Diversion Road, Sitio 5, Brgy. Biday, City of San Fernando, La Union
Telefax: 607-0247/ 888-2582
www.rss01.psa.gov.ph