

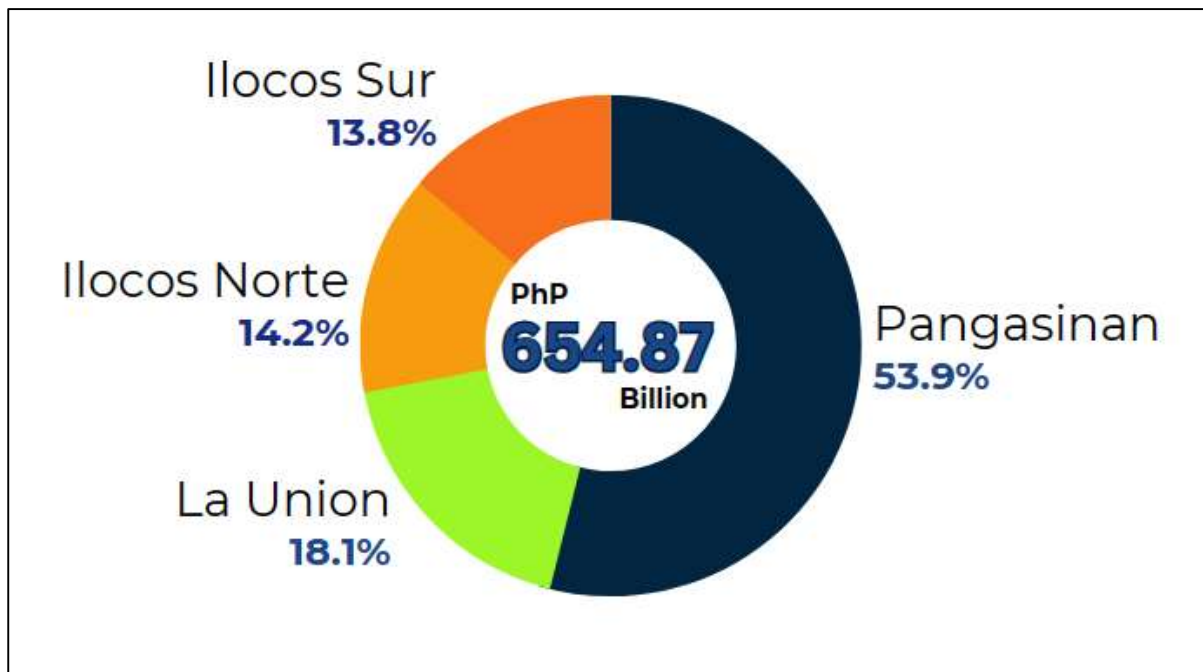
# SPECIAL RELEASE

## ECONOMIC PERFORMANCE OF THE PROVINCES IN ILOCOS REGION (2018 to 2022 Provincial Product Accounts)

**Date of Release: 12 January 2024**

Reference No. 2024- 006

Figure 1. Contribution of the Provinces to the 2022  
Gross Regional Domestic Product of Ilocos Region (in Percent)  
At Constant 2018 Prices



Source: Philippine Statistics Authority

In 2022, Pangasinan's Gross Domestic Product (GDP) was valued at 352.93 billion pesos or 53.9 percent of the Ilocos region's Gross Regional Domestic Product, making the province the economic driver in the region. La Union ranked second, contributing 118.60 billion pesos or 18.1 percent. Meanwhile, Ilocos Norte and Ilocos Sur shared 93.10 billion pesos (14.2 percent) and 90.24 billion pesos (3.8 percent), respectively. (Figure 1)

Figure 2. Top 10 Provinces in Terms GDP (in Billion PhP) at Constant 2018 Prices

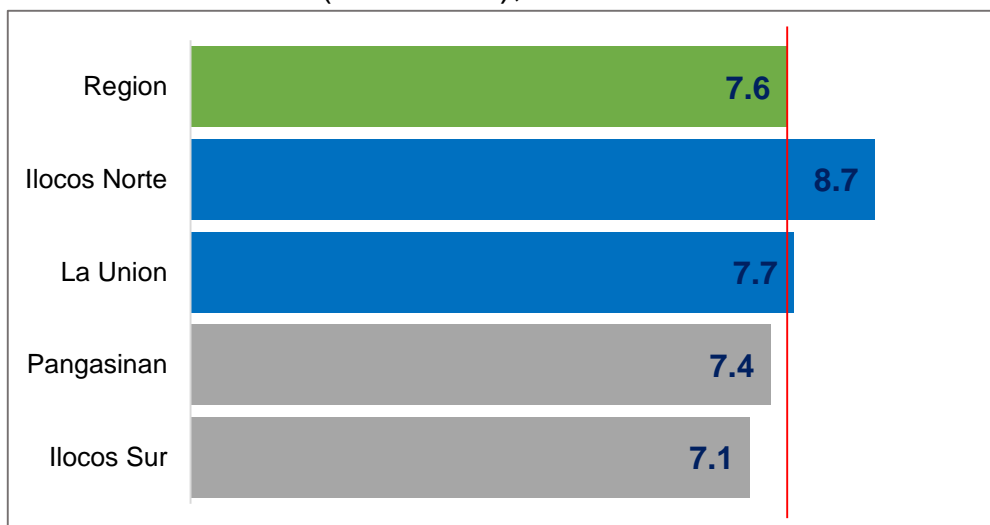


Source: Philippine Statistics Authority

### Pangasinan Among the Top Ten Provinces in terms of GDP in the Philippines

Pangasinan ranked seventh among the 82 provinces in the Philippines in terms of GDP. The province of Laguna took the lead with 990.70 billion pesos. The top ten provinces shared 25.6 percent to the national GDP in 2022. (Figure 2)

Figure 3. GDP of Ilocos Region, 2022 Growth Rates (in Percent), at Constant 2018 Prices

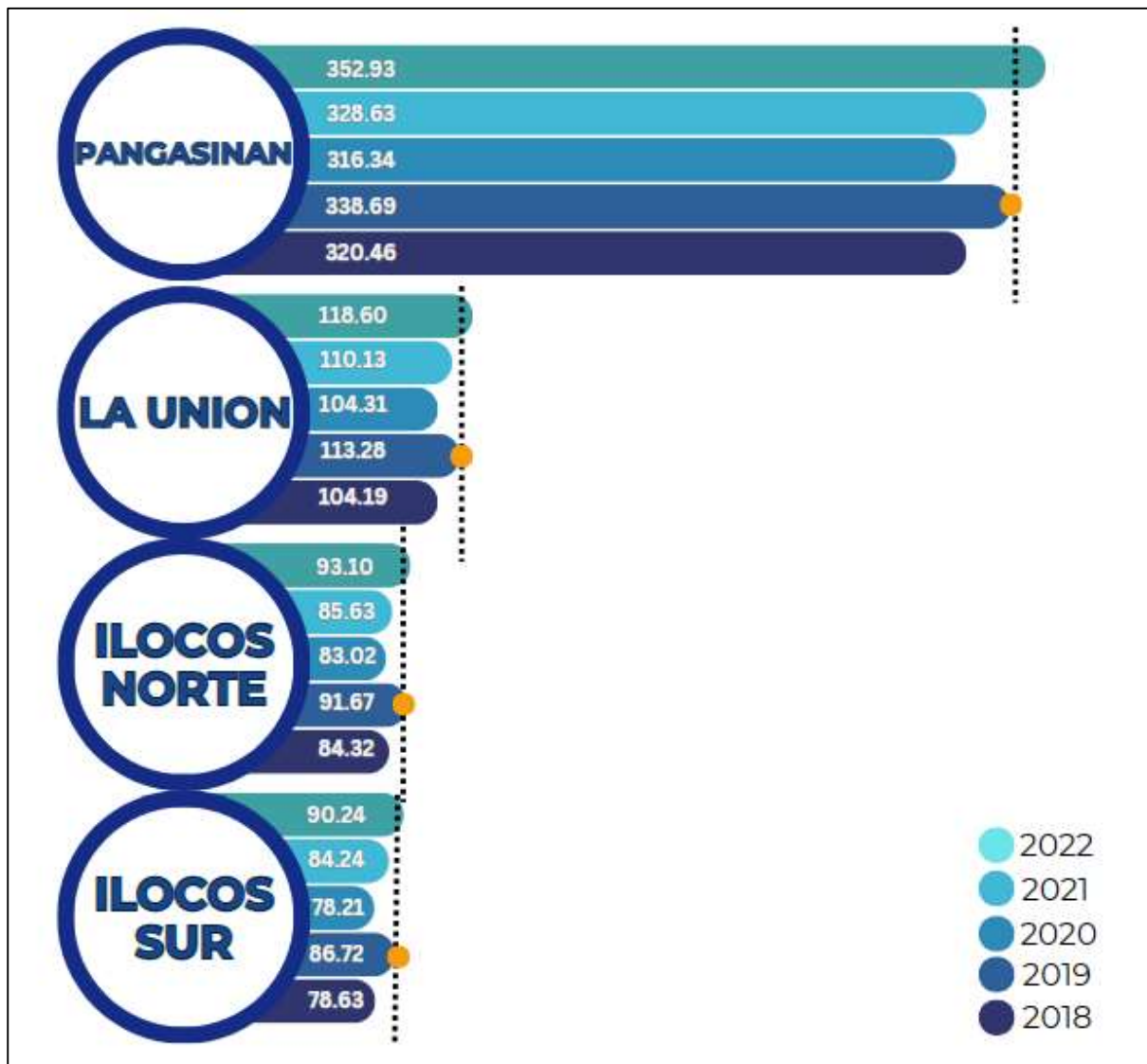


Source: Philippine Statistics Authority

## Ilocos Norte is the Fastest Growing Economy in Ilocos Region

In the Ilocos Region, Ilocos Norte was the fastest-growing province in 2022 with 8.7 percent. This was followed by La Union, with 7.7 percent, Pangasinan, with 7.4 percent, and Ilocos Sur, with 7.1 percent.

Figure 4. Gross Domestic Product (in Billion PhP) of the Provinces Ilocos Region, 2018 to 2022, At Constant 2018 Prices

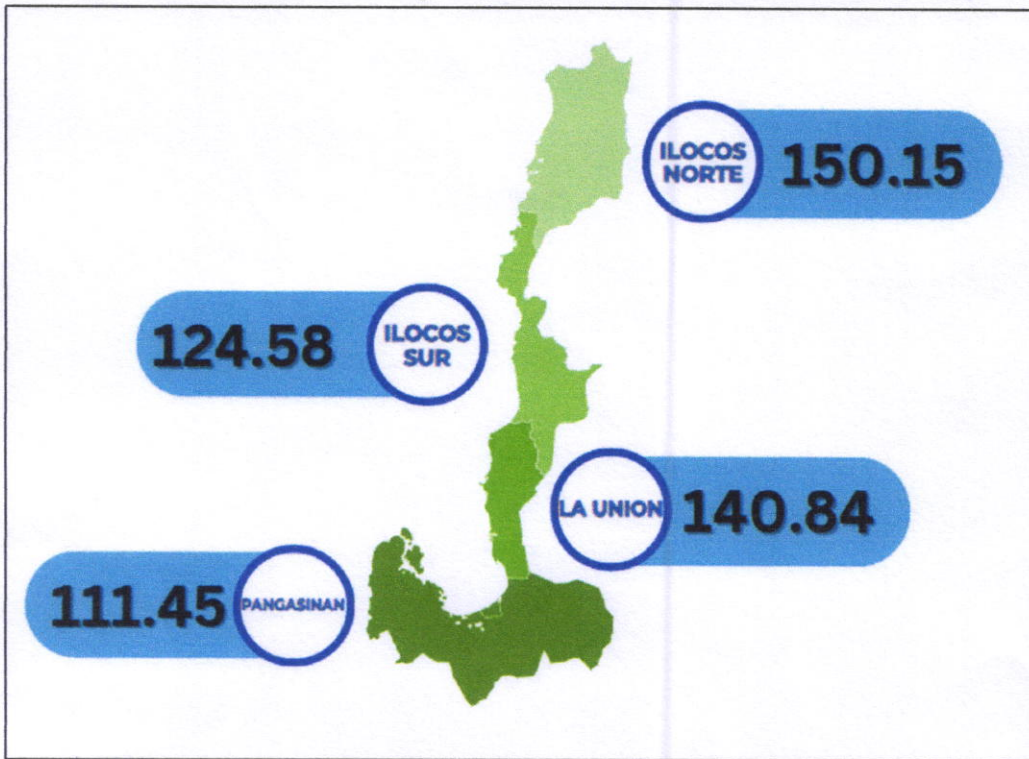


Source: Philippine Statistics Authority

## Provinces in Ilocos Region Surpass the 2019 Pre-pandemic Level

All provinces in the region surpassed their 2019 pre-pandemic levels. La Union had the highest rebound at 4.7 percent followed by Pangasinan and Ilocos Sur at 4.2 and 4.1 percent, respectively. On the other hand, Ilocos Norte exceeded the 2019 level by 1.6 percent.


Figure 5. Per Capita Gross Domestic Product (in Thousand PhP) by Province, Ilocos Region, 2022, At Constant 2018 Prices



Source: Philippine Statistics Authority

### Ilocos Norte has the Highest Per Capita GDP in Ilocos Region

Ilocos Norte posted 122.33 thousand pesos per capita GDP, the highest in Ilocos Region. The provinces of La Union and Ilocos Sur's per capita GDP registered at 140.84 thousand pesos and 124.58 thousand pesos, respectively. Meanwhile, Pangasinan recorded the lowest per capita GDP at 111.45 thousand pesos. The per capita GDP is computed by dividing the GDP to the population.

  
**ATTY. SHEILA O. DE GUZMAN, CPA**  
 Regional Director

  
 TBO/CJBP



Parammata Bldg. C, Diversion Road,  
 Brgy. Biday, City of San Fernando, La Union  
 Telefax: 607-0247/ 888-2582

[www.rss01.psa.gov.ph](http://www.rss01.psa.gov.ph)

