

SPECIAL RELEASE

Cattle Situation in Ilocos Region First Semester 2023

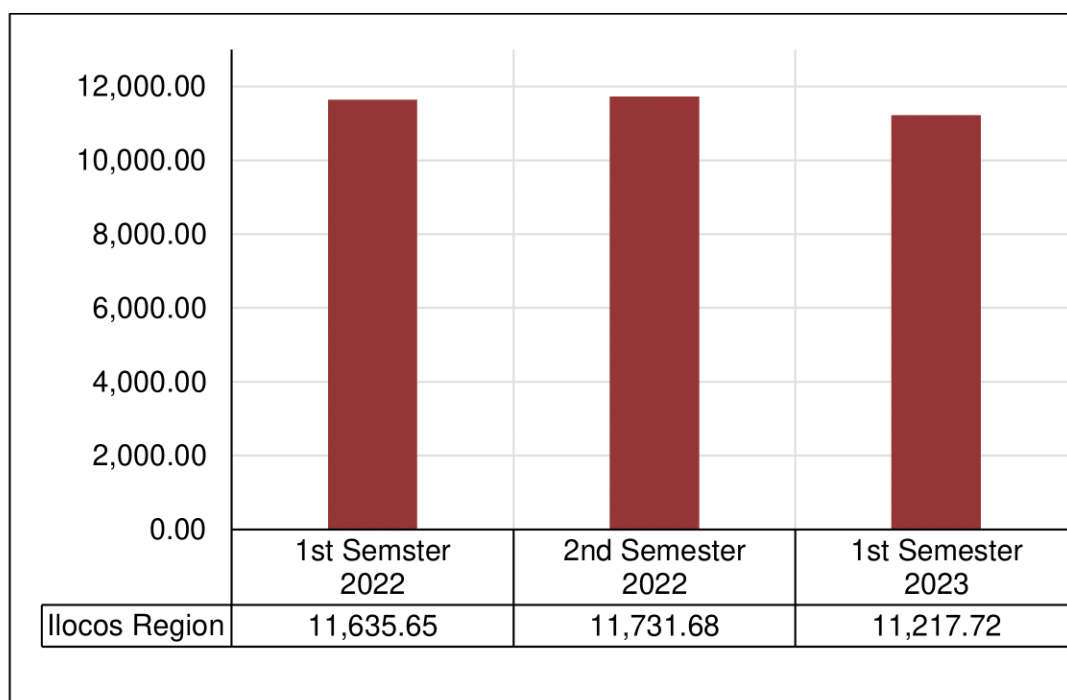
Date of Release: **22 December 2023**

Reference No. : **2023-069**

Cattle production in Ilocos Region decreased to 11,217.72 metric tons liveweight

The total cattle production in Ilocos Region declined by 3.59 percent from 11,635.65 metric tons in first semester 2022 to 11,217.72 metric tons liveweight production in first semester 2023.

Figure 1. Volume of Cattle Production by Semester, Ilocos Region 2022 and 2023^P (In Metric ton liveweight)

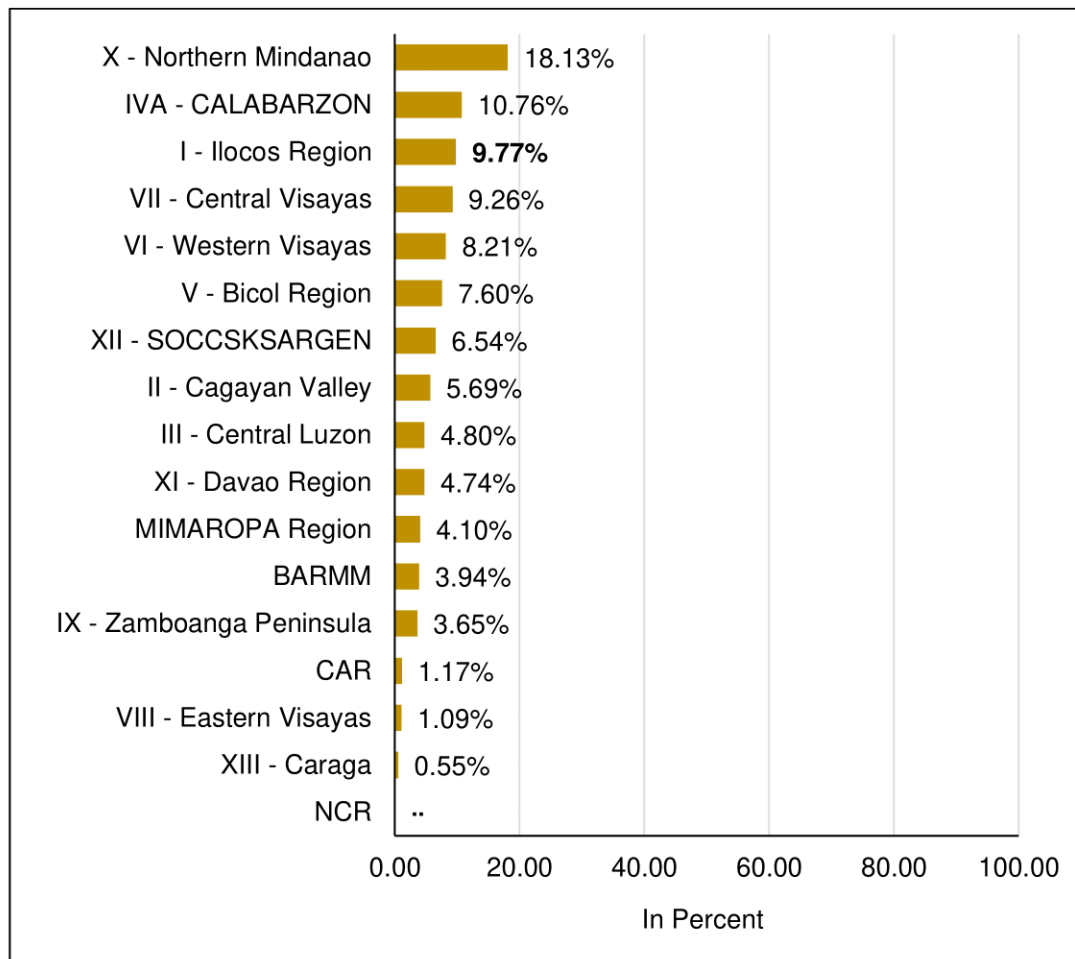


Note: /P-preliminary

Source: Philippine Statistics Authority

Ilocos Region contributed 9.77 percent to the national production of 114.83 thousand metric tons liveweight, ranking 3rd among the regions in the country in terms of volume of cattle production.

Figure 2. Percent Contribution of Volume of Cattle Production by Region, Philippines: First Semester 2023^P



Note: /P- preliminary; ..-data not applicable.

Totals may not add up due to rounding.

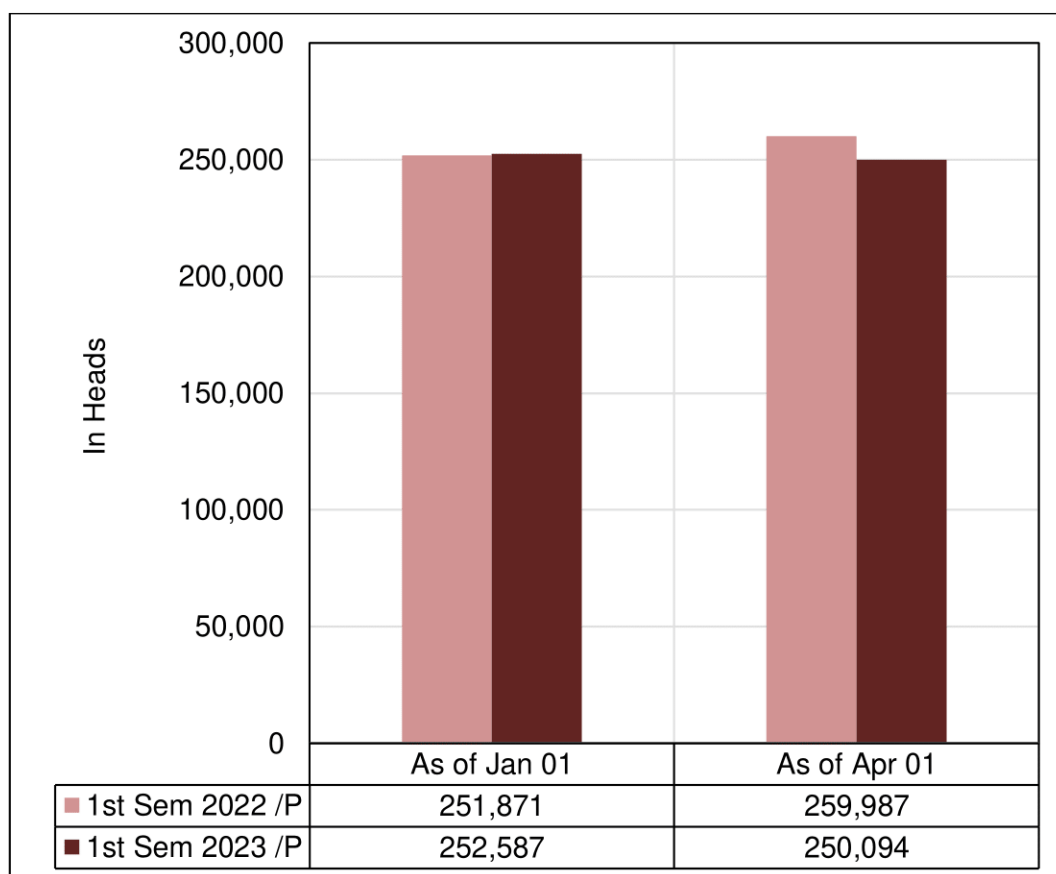
Source: Philippine Statistics Authority



Cattle inventory in the region declined by 3.81 percent as of April 2023

The total headcount of cattle in Ilocos Region as of 01 January 2023 were 252,587 heads, showing a 0.28 percent increase from the inventory of 251,871 heads as of 01 January 2022. On the other hand, cattle inventory as of 01 April 2023 registered a downward trend of 3.81 percent compared to the same date in 2022.

Figure 3. Inventory of Cattle by Reference Date, Ilocos Region 2022 and 2023^P (First Semester)



Note: /P- preliminary

Source: Philippine Statistics Authority

Increases in cattle population as of 01 January 2023 were noted in Ilocos Norte, La Union, and Ilocos Sur by 6.21 percent, 4.57 percent, and 0.21 percent, respectively, compared to the same reference date in 2022. Pangasinan posted a decrease in inventory as of 01 January 2023 by 7.37 percent.

Table 1. Inventory of Cattle (In Heads) by Province, Ilocos Region 2022 and 2023^P (as of 01 Jan and 01 Apr)

Particulars	2022		2023 /P		Percent Change	
	01 Jan	01 Apr	01 Jan	01 Apr	01 Jan, 2023/ 2022	01 Apr, 2023/ 2022
ILOCOS REGION	251,871	259,987	252,587	250,094	0.28	-3.81
Ilocos Norte	71,947	77,134	76,413	76,493	6.21	-0.83
Ilocos Sur	57,748	57,367	57,871	56,682	0.21	-1.19
La Union	42,988	43,825	44,952	44,907	4.57	2.47
Pangasinan	79,188	81,661	73,351	72,012	-7.37	-11.82

Note: /P- preliminary; totals may not add up due to rounding.

Source: Philippine Statistics Authority

The inventory of cattle as of 01 April 2023 showed that all provinces in the region, except La Union, posted decreases in cattle population.

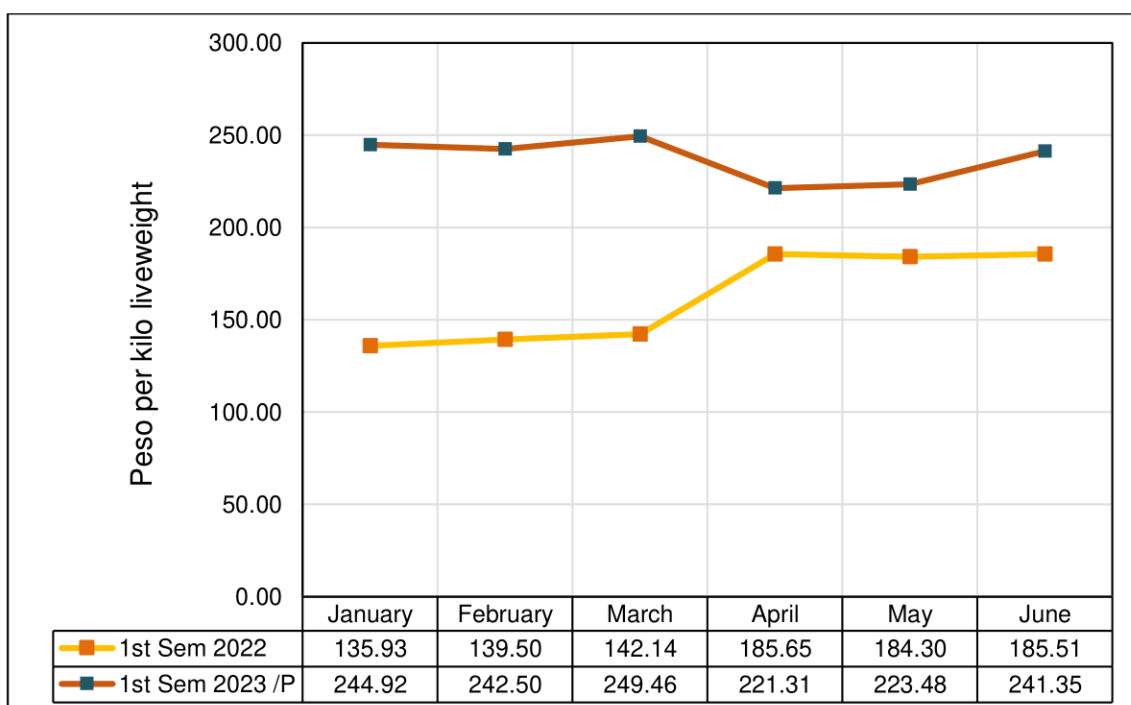


Farmgate Price

The average farm price of cattle for slaughter in backyard farms in the first semester 2023 was PhP237.17 per kilo liveweight. This was lower by 46.25 percent than the average price of PhP162.17 per kilo liveweight in first semester 2022.

The highest price recorded in the first semester 2023 was PhP249.46 per kilo in March.

Figure 4. Monthly Average Farmgate Price of Cattle for Slaughter (Backyard), Ilocos Region: First Semester 2022 and 2023^P



Note: /P- preliminary

Source: Philippine Statistics Authority


TECHNICAL NOTES

The data for this report is collected by the PSA through two (2) major surveys, namely the BLPS and the CLPS. Surveys are conducted simultaneously every quarter in all provinces.

Another survey that supplements the data requirements of the sub-sector is the CDSPDP. This covers the Accredited (AAA, AA) and Locally Registered Meat Establishments (LRMEs) nationwide and is undertaken in coordination with the NMIS and PVO of the four provinces.

Concepts and Definitions

- **Volume of Production** – Refers to the number of tended/raised animals disposed for slaughter including animals shipped out for slaughter. This is expressed in metric tons, liveweight.
- **Animal Inventory** (*also, Animal Population*) – the number of domesticated animals in head present in the farm at specific reference date.
- **Cattle** – a domesticated bovine animals held as property or raised for use.
- **Farmprice** – the price received by raisers for their produce at the location of farm. Thus, marketing costs such as transport and other marketing cost (if any) incurred in selling the produce are not included in the farmgate prices


ATTY. SHEILA O. DE GUZMAN
Regional Director

JYY/TBO/DAPR/RKT



Management
System
092 8401 2013



Parammata Bldg. C, Diversion Road, Sitio 5, Brgy. Biday, City of San Fernando, La Union
Telefax: (072) 607-0247/ 888-2582
www.rss01.psa.gov.ph