

# SPECIAL RELEASE

## Manufacturing Section Ilocos Region

(2021 Annual Survey of Philippine Business and Industry)


Date of Release: **22 December 2023**

Reference No. **2023-066**

The 2021 Annual Survey of Philippine Business and Industry (ASPBI) final results showed that there were 1,032 registered establishments and 9,768 employees under the manufacturing sector in the Ilocos Region. This indicates that there were at least nine employees per establishment in 2021.

The number of registered establishments increased by 24.4 percent from 829 in 2020 to 1,032 in 2021. Meanwhile, the number of employees as of November 15 increased by 14.9 percent from 8,499 in 2020 to 9,768 in 2021.

Figure 1. Number of Establishments and Employees in the Manufacturing Sector in the Ilocos Region: 2020 vs 2021




Source: Philippine Statistics Authority, 2021 ASPBI (Final Results)

There were 9,058 workers, or 92.7 percent of the total employment, who are paid employees in the manufacturing sector as of 15 November 2021.

This number was higher by 23.6 percent compared to 2020 with 7,326 paid employees.


Figure 2. Total Paid Employees in the Manufacturing Sector Ilocos Region: 2021



Source: Philippine Statistics Authority, 2021 ASPBI (Final Results)

The total revenue generated in manufacturing sector in the Ilocos region in 2021 was recorded at PhP 21.72 billion. This is lower than the 32.05 billion records in 2020. Meanwhile, the total expenses were recorded at PhP 19.14 billion, lower by 31.0 percent compared to the 2020 level.

Figure 3. Total Revenue and Total Expenses in the Manufacturing Sector Ilocos Region: 2021



Source: Philippine Statistics Authority, 2021 ASPBI (Final Results)

The average annual compensation paid per employee in the Ilocos Region for the Manufacturing sector was recorded at 164.4 thousand in 2021, with a revenue per expense ratio of 1.13. While in 2020, 122.62 thousand average annual compensation per paid employee with a revenue per expense ratio of 1.16 were recorded. This translated to an increased average annual compensation paid per employee by 34.1 percent.

The total compensation paid to employees in the Ilocos region was PhP 1.49 billion in 2021, increased by 65.8 percent from PhP 898.33 million in 2020.

Table 1. Average Annual Compensation per Paid Employee and Total Compensation for Manufacturing Sector Ilocos Region: 2020 vs.2021

Region	Employment per Establishment	Average Annual Compensation per Paid Employee	Revenue per Expense Ratio	Total Compensation (thousand PhP)
<b>Ilocos Region</b>				
<b>2021</b>	<b>9</b>	<b>164,442</b>	<b>1.13</b>	<b>1,489,517</b>
2020	10	122,622	1.16	898,329

Source: Philippine Statistics Authority, 2021 ASPBI (Final Results)

# TECHNICAL NOTES

## 2021 Annual Survey of Philippine Business and Industry

### Background of the Survey

The Annual Survey of Philippine Business and Industry (ASPBI), one of the designated statistical activities of the Philippine Statistics Authority (PSA), generates essential statistics for economic planning and analysis. It is specifically designed to collect and generate information on the levels, structure, performance, and trends of economic activities of the formal sector of the country's economy.

The 2021 ASPBI is the 49th in the series of annual surveys of establishments in the country. It was conducted nationwide in April 2022 with 2021 as reference period. In this round of the ASPBI, the 2021 Survey on Information and Communications Technology (SICT) is a rider to this survey.

### Concepts and Definitions of Terms

An **establishment** is defined as an economic unit under a single ownership or control which engages in one or predominantly one kind of economic activity at a single fixed location.

An establishment is categorized by its economic organization, legal organization, industrial classification, employment size, and geographic location.

**Compensation** is the sum of salaries and wages, separation/retirement/terminal pay, gratuities, and payments made by the employer on behalf of the employees such as contribution to SSS/GSIS, ECC, PhilHealth, Pag-ibig, and etc.

**Expense** is the cost incurred by the establishment during the year whether paid or payable. This is treated on a consumed basis. Valuation is at purchaser price including taxes and other charges, net of rebates, returns, and allowances. Goods and services received by the establishment from other establishments of the same enterprise are valued as though purchased.

**Paid employees** are all persons working in the establishment and receiving pay, as well as those working away from the establishment pai





by and under the control of the establishment. Included are all employees on sick leave, paid vacation, or holiday. Excluded are consultants, home workers, receiving pure commissions only, and workers on indefinite leave.

**Revenue** is the cash received and receivables for goods/products and by-products sold and services rendered. Valuation is at producer prices (ex-establishment) net of discounts and allowances, including duties and taxes but excluding subsidies.

  
**ATTY. SHEILA O. DE GUZMAN, CPA**  
Regional Director 

  
JYY/TBO/DAPR/MBD

