

SPECIAL RELEASE

Agriculture, Fisheries, and Forestry Section Ilocos Region

2021 Annual Survey of Philippine Business and Industry

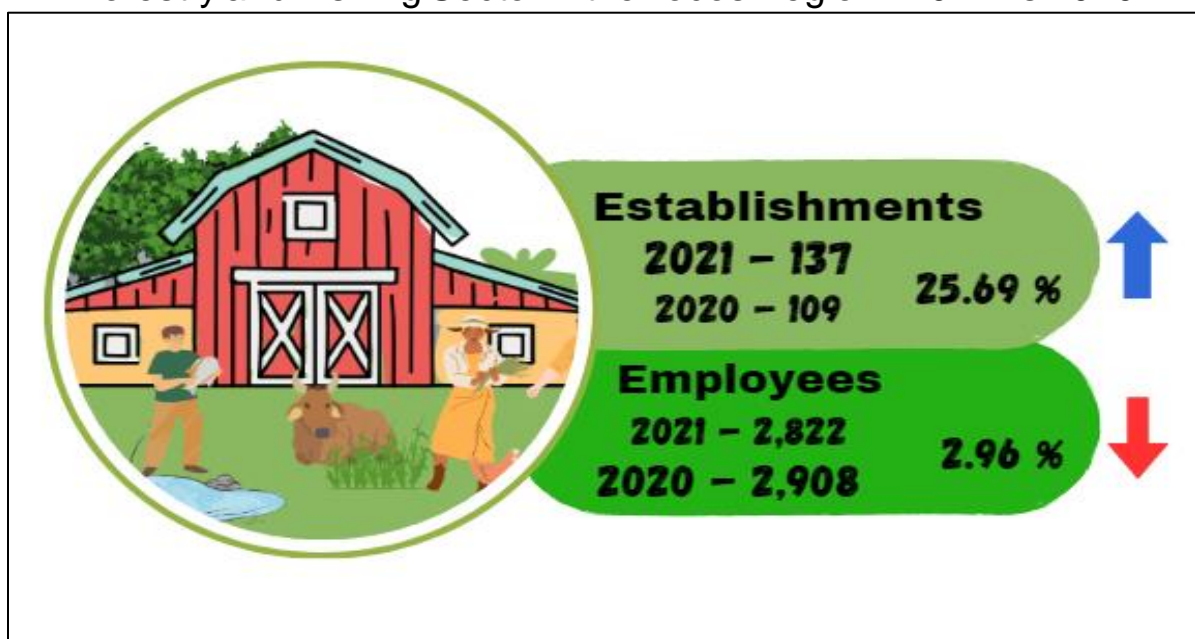
Date of Release: 06 November 2023

Reference No. 2023-058

The 2021 Annual Survey of Philippine Business and Industry (ASPBI) final results showed that there were 137 registered establishments and 2,822 employees under the Agriculture, Fisheries and Forestry (AFF) sector in 2021 in the Ilocos Region. This reflects that for every establishment there were at least 21 employees.

The number of registered establishments increased by 25.69 percent from 109 in 2020. Meanwhile, the number of employees under AFF decreased by 2.96 percent from 2,908 in 2020 to 2,822 in 2021.

Figure 1. Number of Establishments and Employees in the Agriculture Forestry and Fishing Sector in the Ilocos Region: 2021 vs 2020

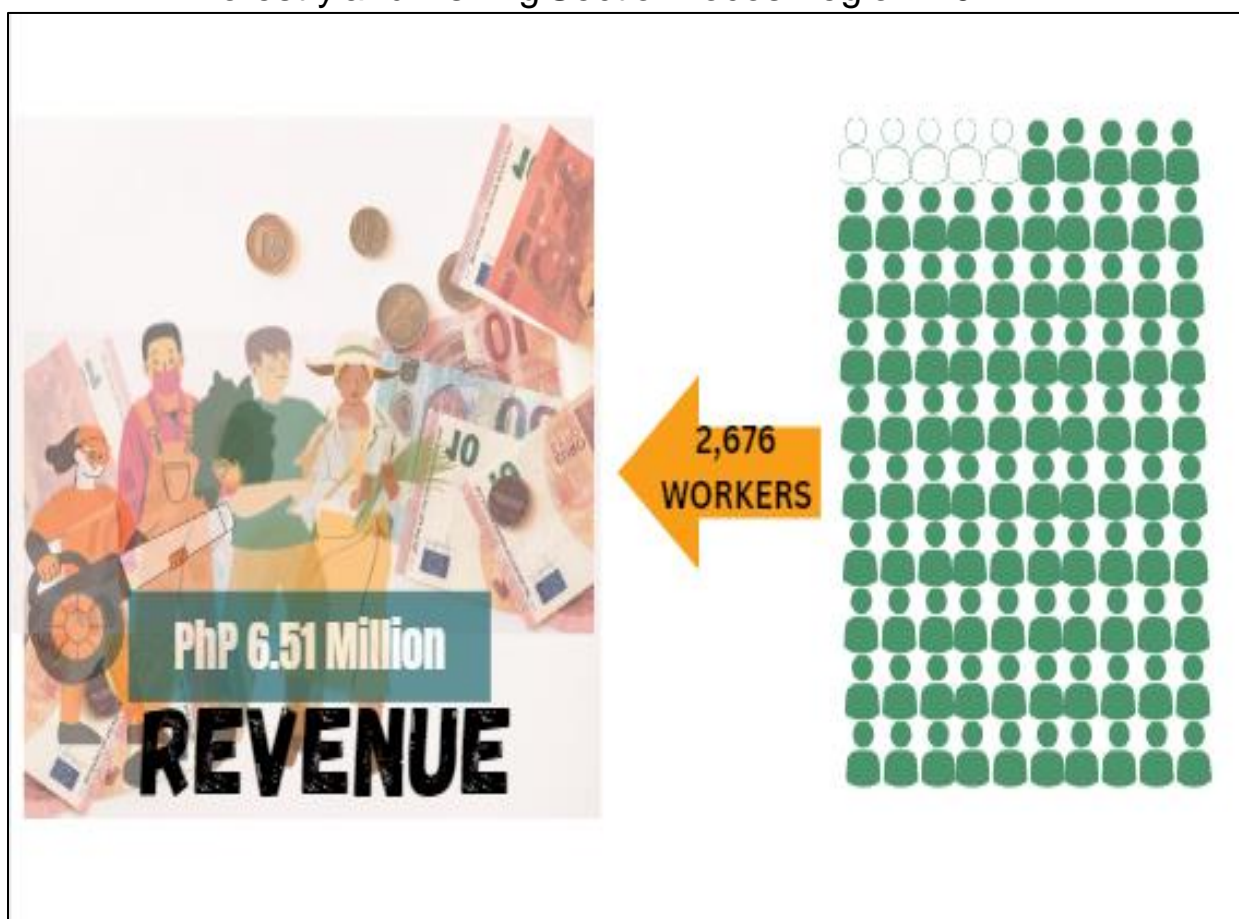


Source: Philippine Statistics Authority, 2021 ASPBI (Final Results)

In 2021, the total paid employees of AFF in the Ilocos Region was recorded at 2,676 workers, 94.83 percent of the total employment. Compared to 2020, paid employees in 2021 declined by 0.41 percent.

The total revenue generated in AFF sector declined by 44.22 percent from 11.67 million in 2020 to PhP 6.51 million in 2021. On the average, an establishment earned at least PhP 2,433 in 2021 and PhP 4,343 in the year of 2020.

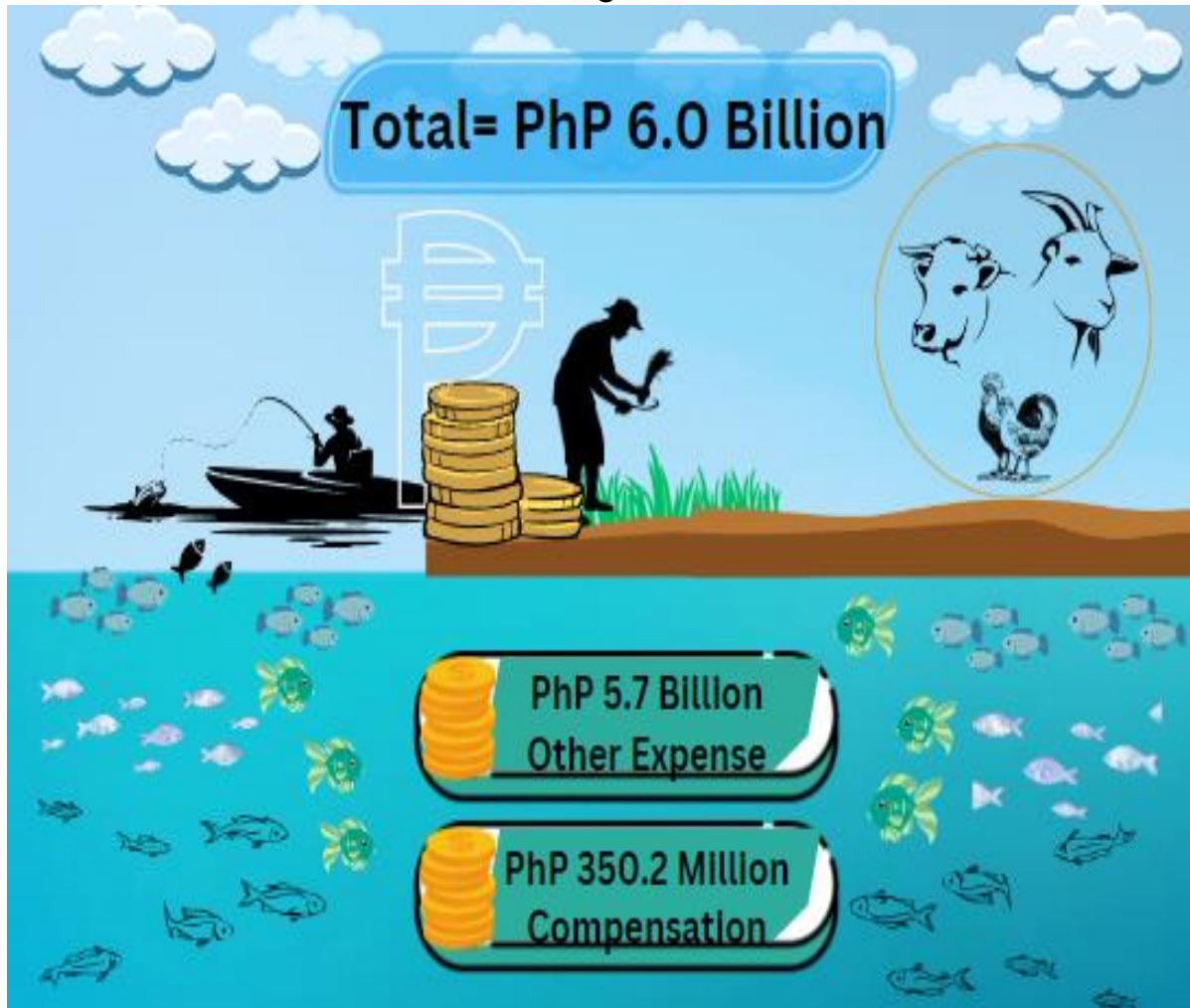
Figure 2. Total Paid Employees and Total Revenue in the Agriculture Forestry and Fishing Section Ilocos Region: 2021



Source: Philippine Statistics Authority, 2021 ASPBI (Final Results)

The total expense for the AFF sector was recorded at 6.0 billion in 2021. The total compensation paid to employees in the region was at PhP 350.2 million in 2021, a decrease of 47.2 percent from PhP 667.3 million. Other expenses, reached PhP 5.7 billion in 2021, lower than the 9.1 billion in 2020.

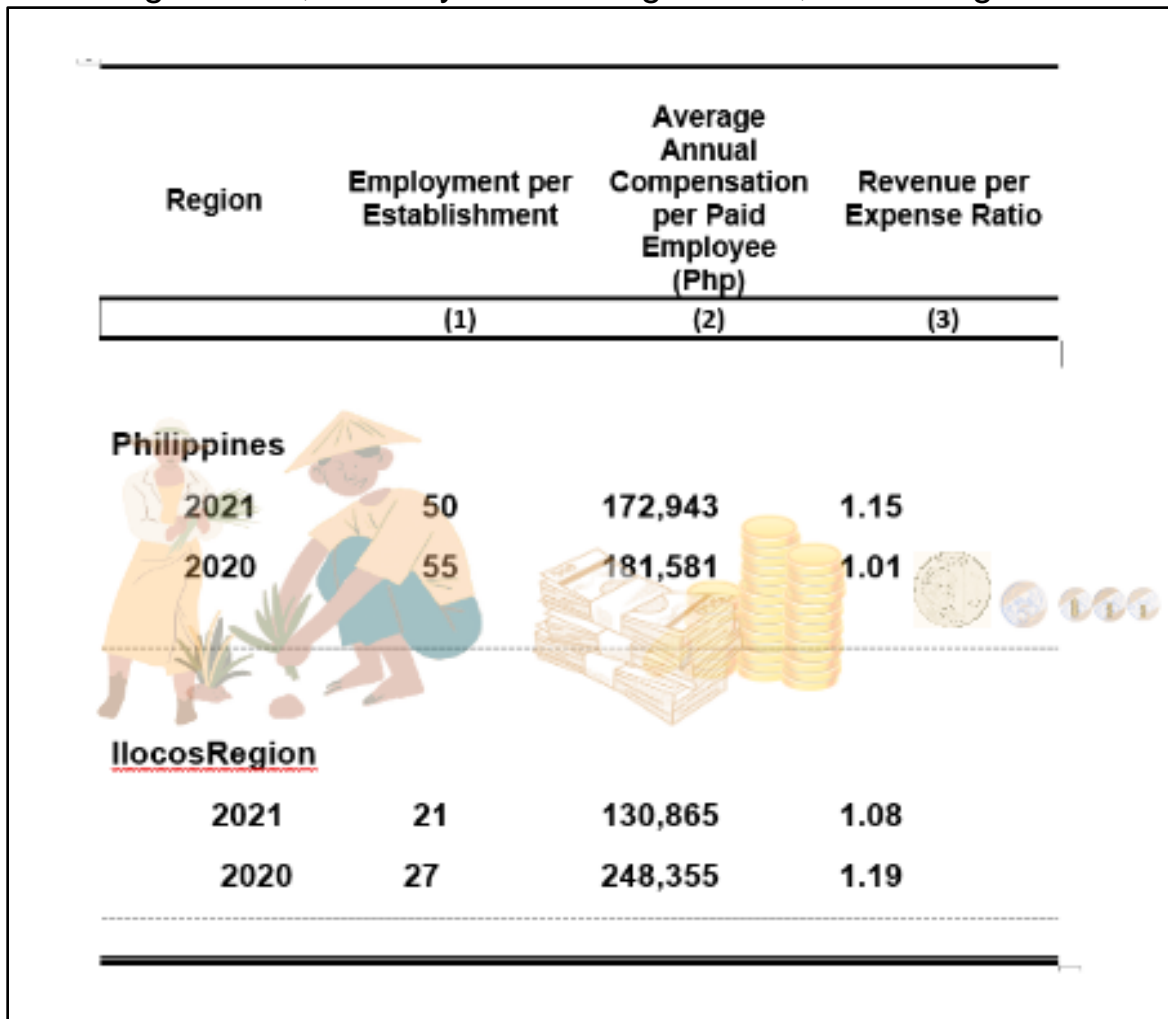
Figure 3. Total Expense in the Agriculture, Forestry Fishing Section Ilocos Region: 2021



Source: Philippine Statistics Authority, 2021 ASPBI (Final Results)

The average annual compensation paid per employee in the Ilocos Region for the AFF sector was recorded at 130.9 thousand in 2021. This translated to a revenue per expense ratio of 1.08 which means that there is a 0.8 revenue per peso expense. The value is 47.3 percent lower than 2020 which recorded 248.4 thousand average annual compensation per paid employee with a revenue per expense ratio of 1.19.

Figure 4. Average Annual Compensation per Paid Employee for Agriculture, Forestry and Fishing Section, Ilocos Region: 2021



Source: Philippine Statistics Authority, 2021 ASPBI (Final Results)

TECHNICAL NOTES

2021 Annual Survey of Philippine Business and Industry

Background of the Survey

The Annual Survey of Philippine Business and Industry (ASPBI), one of the designated statistical activities of the Philippine Statistics Authority (PSA), generates essential statistics for economic planning and analysis. It is specifically designed to collect and generate information on the levels, structure, performance, and trends of economic activities of the formal sector of the country's economy.

The 2021 ASPBI is the 49th in the series of annual surveys of establishments in the country. It was conducted nationwide in April 2022 with 2021 as reference period. In this round of the ASPBI, the 2021 Survey on Information and Communications Technology (SICT) is a rider to this survey.

Concepts and Definitions of Terms

An **establishment** is defined as an economic unit under a single ownership or control which engages in one or predominantly one kind of economic activity at a single fixed location.

An establishment is categorized by its economic organization, legal organization, industrial classification, employment size, and geographic location.

Compensation is the sum of salaries and wages, separation/retirement/terminal pay, gratuities, and payments made by the employer on behalf of the employees such as contribution to SSS/GSIS, ECC, PhilHealth, Pag-ibig, etc.

Expense is the cost incurred by the establishment during the year whether paid or payable. This is treated on a consumed basis. Valuation is at purchaser price including taxes and other charges, net of rebates, returns, and allowances. Goods and services received by the establishment from other establishments of the same enterprise are valued as though purchased.

Paid employees are all persons working in the establishment and receiving pay, as well as those working away from the establishment paid



by and under the control of the establishment. Included are all employees on sick leave, paid vacation, or holiday. Excluded are consultants, home workers, receiving pure commissions only, and workers on indefinite leave.

Revenue is the cash received and receivables for goods/products and by-products sold and services rendered. Valuation is at producer prices (ex-establishment) net of discounts and allowances, including duties and taxes but excluding subsidies.

ATTY. SHEILA O. DE GUZMAN, CPA
Regional Director

JYY/TBO/DAPR/MTE



Management System
ISO 9001:2015
www.tuv.com
ID 9108640991



Parammata Bldg. C, Diversion Road, Sitio 5, Brgy. Biday, City of San Fernando, La Union
Telefax: 607-0247/ 888-2582
www.rss01.psa.gov.ph