



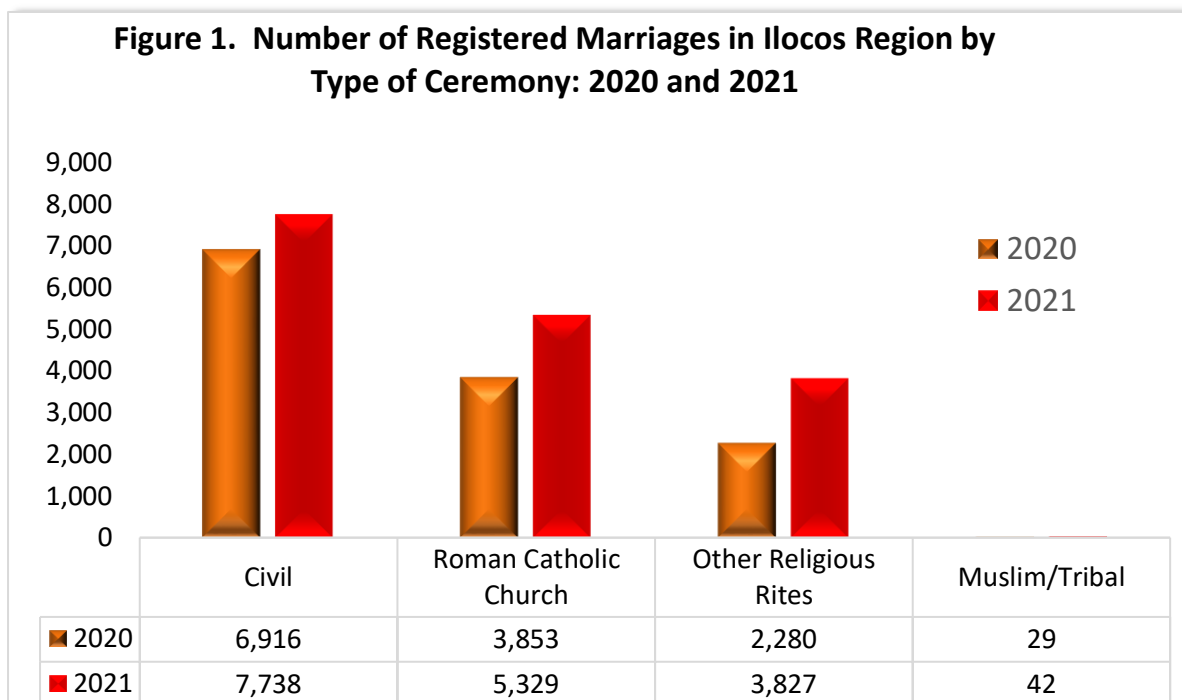
SPECIAL RELEASE

Registered Marriages in Ilocos Region by Type of Ceremony: 2021

Date of Release: 01 August 2023
 Reference No. 2023-47

Vital Statistics through Civil Registration Documents (CRDs) compiled by the Philippine Statistics Authority showed that the total number of registered marriages in Ilocos Region reached 16,936 in 2021, which was 29.5 percent higher compared to the 13,078 in 2020. Likewise, number of marriages celebrated through civil ceremony increased by 11.9 percent, while marriages in Roman Catholic Churches increased by 38.3 percent. Registered marriages through other religious rites were also higher by 67.9 percent.

Figure 1. Number of Registered Marriages in Ilocos Region by Type of Ceremony: 2020 and 2021



Source of Basic Data: Philippine Statistics Authority



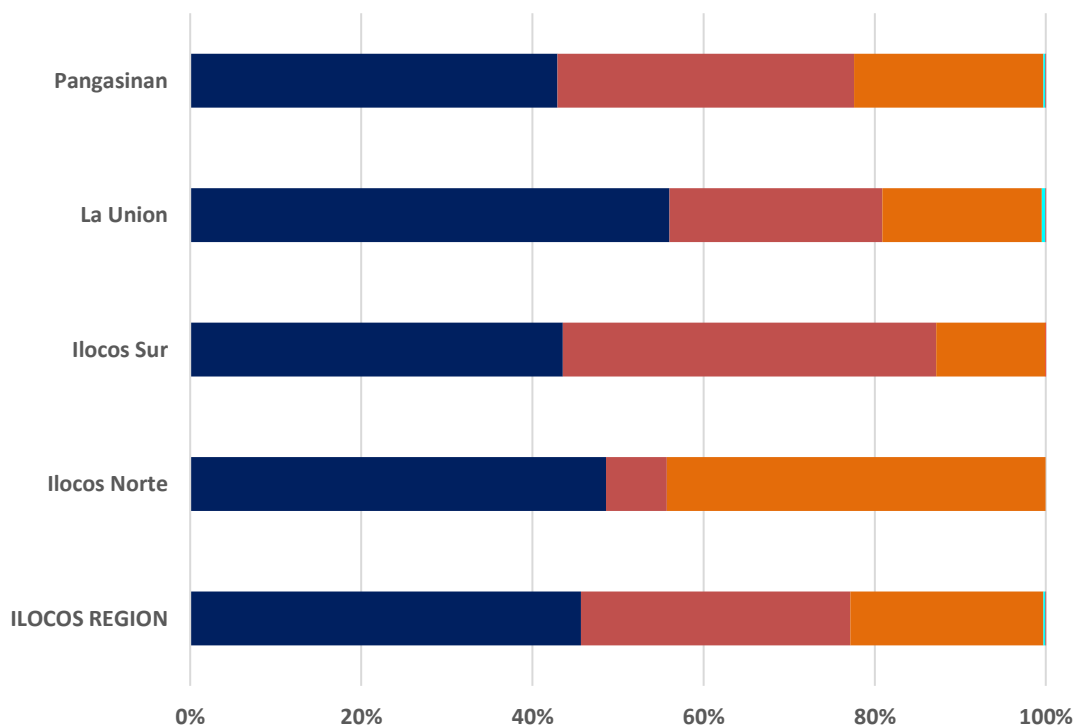
Management System
 ISO 9001:2015
 www.tuv.com
 ID 3108640991



Marriages done through Civil ceremony comprised most of the registered marriages in Ilocos Region in 2021 which shared 45.7 percent. On the other hand, marriages celebrated in Roman Catholic churches shared 31.5 percent, while those done through other religious rites comprised 22.6 percent. During the same period, marriages under the Muslim and Tribal customs accounted 0.2 and 0.03 percent, respectively, in 2021.

Likewise, all the provinces recorded highest number of registered marriages through civil ceremonies in 2021, except for Ilocos Sur where marriages under Roman Catholic churches shared 43.7 percent, while marriages under civil ceremonies accounted 43.5 percent.

Figure 2. Percentage of Registered Marriages in Ilocos Region by Type of Ceremony, by Province: 2021



	ILOCOS REGION	Ilocos Norte	Ilocos Sur	La Union	Pangasinan
Civil	7,738	853	1,001	1,512	4,372
Roman Catholic Church	5,329	125	1,004	673	3,527
Other Religious Rites	3,827	777	293	503	2,254
Muslim	37	0	0	11	26
Tribal	5	0	1	1	3

■ Civil ■ Roman Catholic Church ■ Other Religious Rites ■ Muslim ■ Tribal

Source of Basic Data: Philippine Statistics Authority



Management System
ISO 9001:2015
www.tuv.com
ID: 9108640991



Pammata Bldg. C, Diversion Road, Sitio 5, Brgy. Biday, City of San Fernando, La Union
Telefax: 607-0247/ 888-2582
www.rss01.psa.gov.ph

Majority (66.9 percent) of registered marriages in the region in 2021 were that of wives age 20 to 29 years old. All the provinces also recorded majority of marriages of wives under age 20 to 29 during the same year. Meanwhile, registered marriages of wives under 20 years old accounted 4.3 percent of the total registered marriages in the region, while marriages of senior citizen wives accounted 0.5 percent.

On the other hand, Pangasinan recorded highest percentage of married wives under 20 years old, which was 4.5 percent of the total 10,182 registered marriages in the province in 2021. While Ilocos Norte recorded the highest percentage of married senior citizen wives at 1.2 percent of the total 1,781 registered marriages in the province during the same period.

Table 1. Number of Registered Marriages in Ilocos Region by Age of Wife, by Type of Ceremony, and by Province: 2021

Type of Ceremony	Total	Age of Wife					
		Under 20 y/o	20 to 29 y/o	30 to 39 y/o	40 to 49 y/o	50 to 59 y/o	60 years old and over
ILOCOS REGION	16,936	725	11,323	4,069	562	179	78
Roman Catholic Church	5,329	196	3,788	1,189	126	18	12
Civil	7,738	387	4,922	1,947	316	123	43
Other Religious Rites	3,827	139	2,596	919	114	37	22
Muslim	37	1	16	12	6	1	1
Tribal	5	2	1	2	0	0	0
Ilocos Norte	1,781	66	1,125	445	77	46	22
Roman Catholic Church	123	1	88	32	2	0	0
Civil	871	41	523	224	41	28	14
Other Religious Rites	761	24	514	189	34	0	0
Muslim	2	0	0	0	0	2	0
Tribal	24	0	0	0	0	16	8
Ilocos Sur	2,299	90	1,589	497	82	30	11
Roman Catholic Church	1,004	37	681	236	37	8	5
Civil	1,001	44	707	194	33	18	5
Other Religious Rites	293	9	201	66	12	4	1
Muslim	0	0	0	0	0	0	0
Tribal	1	0	0	1	0	0	0
La Union	2,700	112	1,727	727	92	32	10
Roman Catholic Church	673	18	460	177	15	3	0
Civil	1,512	75	936	403	66	24	8
Other Religious Rites	503	17	327	144	10	4	1
Muslim	11	1	4	3	1	1	1
Tribal	1	1	0	0	0	0	0
Pangasinan	10,182	457	6,882	2,400	311	89	43
Roman Catholic Church	3,527	140	2,559	744	72	5	7
Civil	4,372	227	2,756	1,126	176	65	22
Other Religious Rites	2,254	89	1,554	520	58	19	14
Muslim	26	0	12	9	5	0	0
Tribal	3	1	1	1	0	0	0

Source: Philippine Statistics Authority



Management System
ISO 9001:2015
www.tuv.com
ID: 9108640991

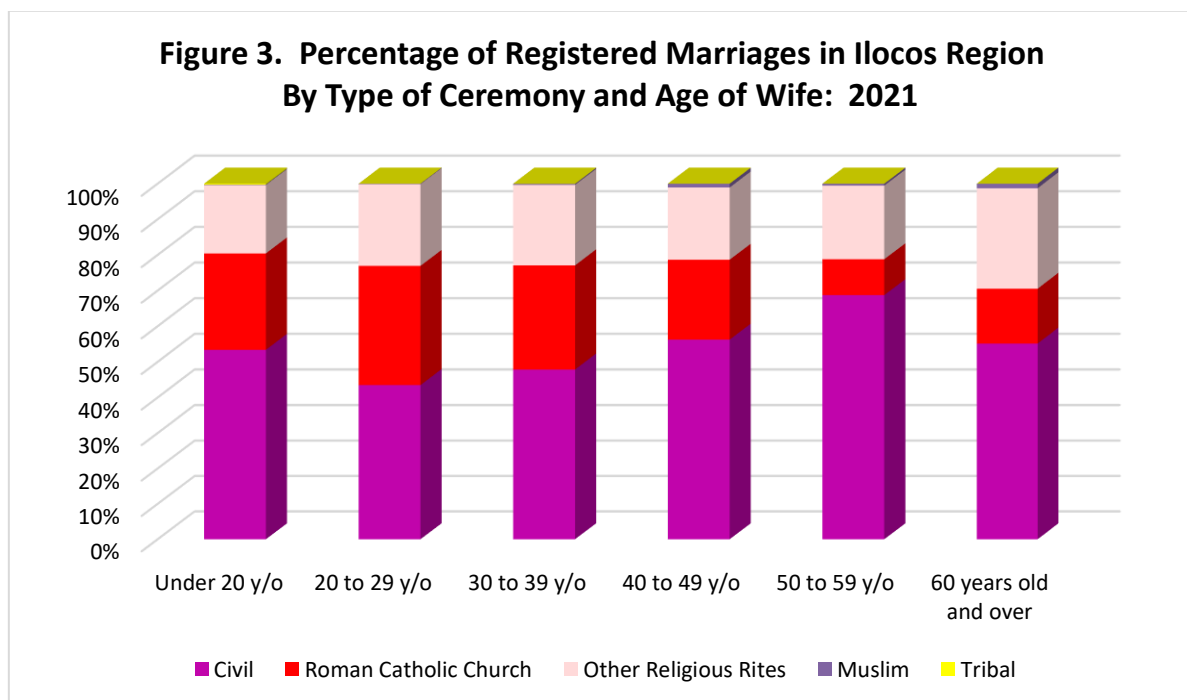


Parammata Bldg. C, Diversion Road, Sitio 5, Brgy. Biday, City of San Fernando, La Union
Telefax: 607-0247/ 888-2582
www.rso01.psa.gov.ph

Based on the total registered marriages in Ilocos Region, on an average, majority of wives in all age brackets were married through civil ceremonies in 2021.

Around 53.4 percent of wives under 20 years old were married through civil ceremonies, while 27.0 percent married at Roman Catholic Churches, and 19.2 percent through other religious rites.

Meanwhile, there were bigger percentages of wives in their 20s and 30s who were married through wedding ceremonies of Roman Catholic Churches than those who were married through other religious rites. However, for wives age 50s, 60s and above, marriages through other religious rites had higher percentages at 20.7 and 28.2 percent, respectively, than those conducted at Roman Catholic Churches.



Source of Basic Data: Philippine Statistics Authority

Majority (58.1 percent) of registered marriages in the region in 2021 were also that of husbands age 20 to 29 years old. All the provinces also recorded majority of marriages of husbands under age 20 to 29 during the same year. Meanwhile, registered marriages of husbands under 20 years old accounted 1.2 percent of the total registered marriages in the region, while marriages of senior citizen husbands accounted 1.1 percent.

Among the provinces, Ilocos Norte recorded the highest percentage of married husbands under 20 years old and senior citizens at 1.3 and 1.9 percent, respectively, of its total registered marriages. Ilocos Sur on the other hand registered the highest percentage of husbands at their 20s who got married in 2021, which accounted 61.1 percent of the total registered marriages in the province.

Table 2. Number of Registered Marriages in Ilocos Region by Age of Husband by Type of Ceremony, and by Province: 2021

Type of Ceremony	Total	Age of Husband					
		Under 20 y/o	20 to 29 y/o	30 to 39 y/o	40 to 49 y/o	50 to 59 y/o	60 years old and over
ILOCOS REGION	16,936	197	9,841	5,575	855	280	188
Roman Catholic Church	5,329	50	3,258	1,744	209	47	21
Civil	7,738	104	4,362	2,521	455	167	129
Other Religious Rites	3,827	41	2,207	1,296	186	61	36
Muslim	37	1	12	13	4	5	2
Tribal	5	1	2	1	1	0	0
Ilocos Norte	1,755	23	972	573	118	35	34
Roman Catholic Church	125	0	72	44	3	3	3
Civil	853	16	456	277	65	16	23
Other Religious Rites	777	7	444	252	50	16	8
Muslim	0	0	0	0	0	0	0
Tribal	0	0	0	0	0	0	0
Ilocos Sur	2,299	20	1,404	683	122	41	29
Roman Catholic Church	1,004	11	589	320	62	15	7
Civil	1,001	8	643	269	40	21	20
Other Religious Rites	293	1	172	94	19	5	2
Muslim	0	0	0	0	0	0	0
Tribal	1	0	0	0	1	0	0
La Union	2,700	28	1,489	951	154	54	24
Roman Catholic Church	673	4	386	245	29	9	0
Civil	1,512	18	819	519	98	40	18
Other Religious Rites	503	5	282	183	25	3	5
Muslim	11	1	1	4	2	2	1
Tribal	1	0	1	0	0	0	0
Pangasinan	10,182	126	5,976	3,368	461	150	101
Roman Catholic Church	3,527	35	2,211	1,135	115	20	11
Civil	4,372	62	2,444	1,456	252	90	68
Other Religious Rites	2,254	28	1,309	767	92	37	21
Muslim	26	0	11	9	2	3	1
Tribal	3	1	1	1	0	0	0

Source: Philippine Statistics Authority



Management System
ISO 9001:2015



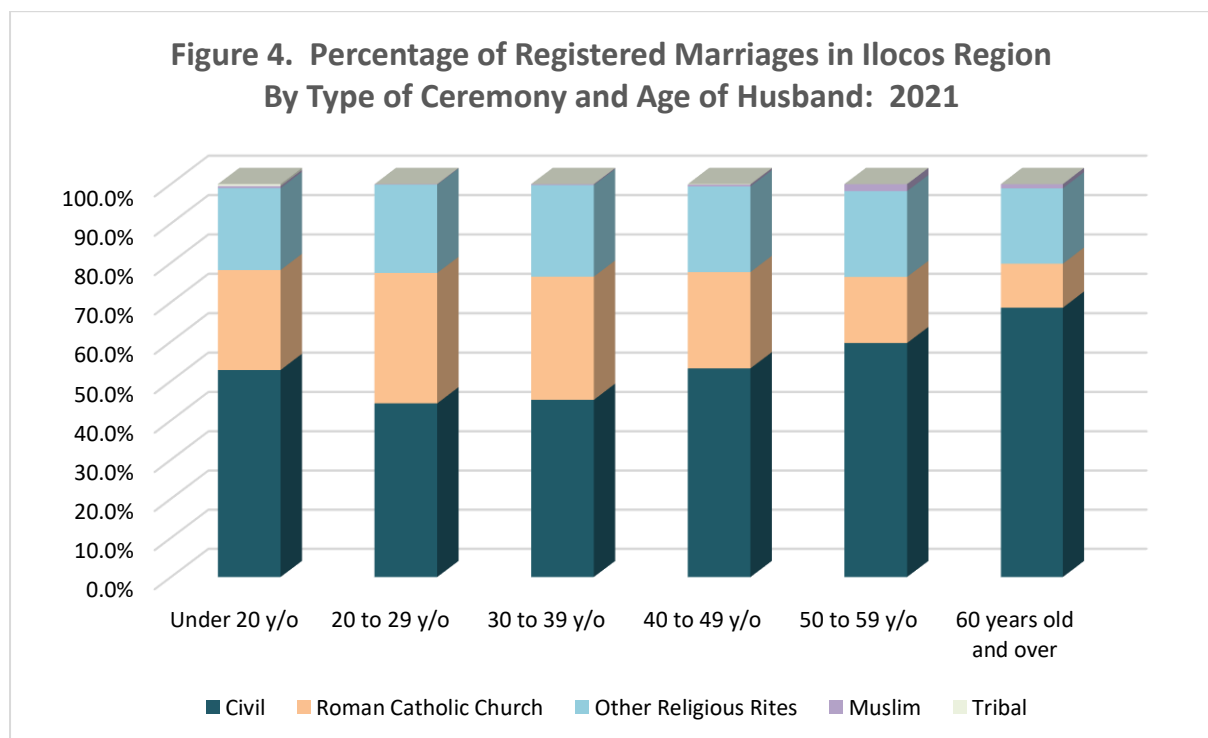
www.tuv.com
ID: 9108640991

Parammata Bldg. C, Diversion Road, Sitio 5, Brgy. Biday, City of San Fernando, La Union
Telefax: 607-0247/ 888-2582
www.rss01.psa.gov.ph

On an average, majority of husbands in all age brackets were married through civil ceremonies in 2021.

Around 52.8 percent of husbands under 20 years old were married through civil ceremonies, while 25.4 percent married at Roman Catholic Churches, and 20.8 percent through other religious rites. Meanwhile, marriages of husbands celebrated through Muslim and Tribal ceremony shared 0.5 percent each.

Meanwhile, there were bigger percentages of husbands in their 20s and 30s who were married through wedding ceremonies of Roman Catholic Churches than those who were married through other religious rites. However, for husbands age 50s, 60s and above, marriages through other religious rites had higher percentages at 21.8 and 19.1 percent, respectively, than those conducted at Roman Catholic Churches.



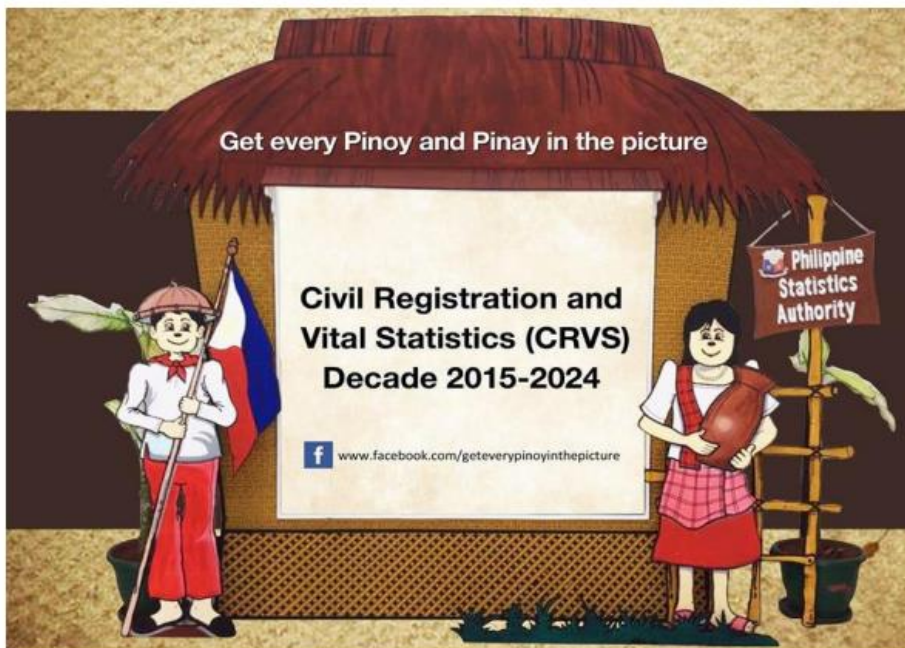
Source of Basic Data: Philippine Statistics Authority



TECHNICAL NOTES

Vital statistics are derived from information obtained at the time when the occurrences of vital events and their characteristics are inscribed in a civil register.

Marriage is a special contract of permanent union between a man and a woman, entered into in accordance with the law for the establishment of conjugal and family life. It is the foundation of the family, a social institution that is governed by law and not subject to stipulation.




ATTY. SHEILA O. DE GUZMAN
Regional Director


/ZLG



Management System
ISO 9001:2015



www.tuv.com
ID: 9108640991

Pammata Bldg. C, Diversion Road, Sitio 5, Brgy. Biday, City of San Fernando, La Union
Telefax: 607-0247/ 888-2582
www.rss01.psa.gov.ph