



PRESS RELEASE

Summary Inflation Report of the Consumer Price Index in La Union: February 2022 (2018=100)

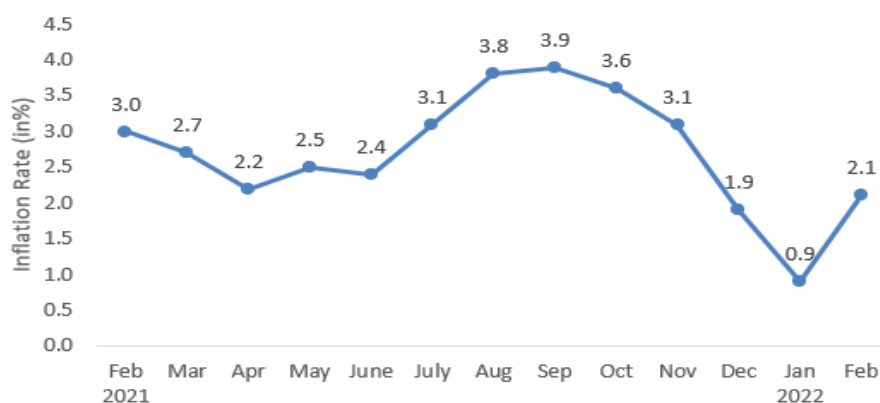
Date of Release: 10 March 2022
Reference No. 2022-10

Table 1. Year-on-Year Inflation Rates in La Union, All Items
in Percent
(2018=100)

	February 2021	January 2022	February 2022	Year-to- date*
Headline	3.0	0.9	2.1	1.5

Source: Retail Price Survey of Commodities for the Generation of Consumer Price Index
Philippine Statistics Authority
*Year-on-year change of average CPI for January to February 2022 vs. 2021

Figure 1. Headline Inflation Rates in La Union, All Items
(2018=100)
February 2021 - February 2022




Source: Retail Price Survey of Commodities for the Generation of Consumer Price Index
Philippine Statistics Authority

La Union's headline inflation rate accelerated to 2.1 percent in February 2022 from 0.9 percent in the previous month. Inflation in February a year ago was higher at 3.0 percent.

The uptrend in the overall inflation in January 2022 was brought about by the increase in the inflation of the heavily-weighted food and non-alcoholic beverages index at -0.1 percent in February 2022, from -2.0 percent inflation in January 2022.

Moreover, annual increments were higher in the indices of the following commodity groups during the month:

- Alcoholic beverages and tobacco, 4.6 percent;
- Housing, water, electricity, gas and other fuels, 6.1 percent;
- Transport, 8.3 percent; and
- Personal care, and miscellaneous goods and services, 1.3 percent.



On the other hand, slowdowns were observed in the indices of the following commodity groups:

- Clothing and footwear, 0.0 percent;
- Furnishings, household equipment and routine household maintenance, 1.5 percent; and
- Recreation, Sport and Culture, 4.2 percent.

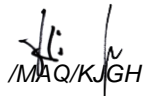
Meanwhile, the rest of the commodity groups retained their previous month's inflation rates.

Food inflation in La Union moved up at faster pace of -0.3 percent in February 2022 from -2.2 percent in January 2022. Annual inflation were higher in the indices of cereals and cereal products at 0.7 percent; fish and other seafood at 4.1 percent; milk, other dairy products and eggs at -1.1 percent; oils and fats at 3.2 percent; vegetables, tubers, plantains, cooking bananas and pulses at -12.0 percent; sugar, confectionery and desserts at 4.6 percent; and ready-made food and other food products not elsewhere classified at -1.0 percent.

On the contrary, inflation for fruits and nuts decelerated to -5.5 percent; and meat and other parts of slaughtered land animals to 0.6 percent during the month.



DANITES E. TENIDO, Ph.D.
Chief Statistical Specialist



MAQ/KJGH