



PRESS RELEASE

Household Population, Number of Households, and Average Household Size of La Union (2020 Census of Population and Housing)

Date of Release: 04 August 2022

Reference No. 2022-40

Household population comprises 99.76 percent of the total population

- As of 01 May 2020, La Union had a total population of 822,352 persons. Of this total, the household population comprised 99.76 percent or 820,343 persons. This is 35.70 thousand higher than the 784,646 household population in 2015, and 79.63 thousand more than the 740,710 household population posted in 2010. (Table A)
- The remaining 0.24 percent of the total population was comprised of the institutional population or those residing in collective or institutional living quarters such as hospitals, orphanages, and military camps; and of Filipinos in Philippine embassies, consulates, and missions abroad.

TABLE A. La Union Population Based on Various Census Years

Census Year	Total Population	Household Population	Institutional Population, Filipinos in Philippine embassies, consulates, and missions abroad
2000	657,945	657,226	719
2010	741,906	740,710	1,196
2015	786,653	784,646	2,007
2020	822,352	820,343	2,009

Sources: Philippine Statistics Authority, 2000, 2010, 2020 Census of Population and Housing, 2015 Census of Population

Number of households increase by 24.36 thousand

- The total number of households in La Union reached 205,034 in 2020. This is higher by 24.36 thousand compared with the 180,675 households in 2015 and by 41.21 thousand compared with 163,820 households in 2010. (Table B)

TABLE B. Household Population, Number of Households, and Average Household Size Based on Various Census Years: La Union

Census Year	Household Population	Number of Households	Average Household Size
2000	657,226	127,579	5.2
2010	740,710	163,820	4.5
2015	784,646	180,675	4.3
2020	820,343	205,034	4.0

Sources: Philippine Statistics Authority, 2000, 2010, 2020 Census of Population and Housing, 2015 Census of Population



Management System
ISO 9001:2015
www.tuv.com
ID 9108640991



The Fifth Bldg., Gov. Ancheta St., Brgy. IV, City of San Fernando, La Union
TeleFax: **(072) 888-5740**
E-mail: psa.launion@yahoo.com

Two in every five households in the province are in City of San Fernando, Bauang, Agoo, and Rosario

- Among the 20 city/municipalities, City of San Fernando had the most number of households in 2020 with 32.18 thousand, followed by Bauang with 19.80 thousand, Agoo with 15.95 thousand, and Rosario with 14.43 thousand. These four city/municipalities comprised 40.17 percent of the total households in the province. The municipality of Burgos posted the least number of households with 2.14 thousand. (Table C)

TABLE C. Household Population, Number of Households, and Average Household Size Based by City/Municipality, 2020

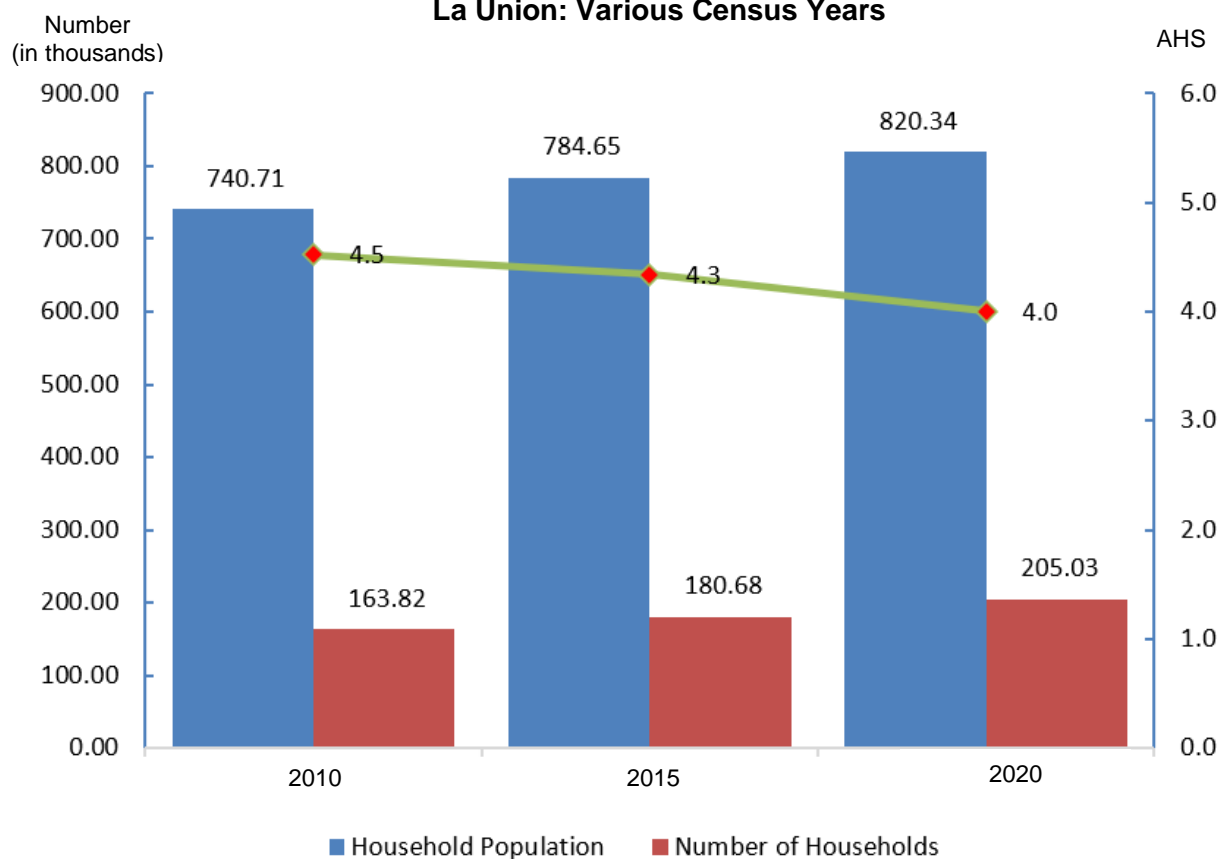
City/Municipality	Household Population	Number of Households	Average Household Size
La Union	820,343	205,034	4.0
Agoo	65,778	15,953	4.1
Aringay	50,379	12,237	4.1
Bacnotan	44,374	11,675	3.8
Bagulin	14,425	3,341	4.3
Balaoan	40,283	10,204	3.9
Bangar	38,022	9,485	4.0
Bauang	78,209	19,796	4.0
Burgos	9,001	2,145	4.2
Caba	23,093	5,923	3.9
Luna	37,312	9,756	3.8
Naguilian	52,143	12,915	4.0
Pugo	19,333	4,953	3.9
Rosario	60,203	14,433	4.2
City of San Fernando (Capital)	124,494	32,184	3.9
San Gabriel	18,909	4,381	4.3
San Juan	40,473	10,080	4.0
Santo Tomas	40,842	10,392	3.9
Santol	14,166	3,325	4.3
Sudipen	17,176	4,238	4.1
Tubao	31,728	7,618	4.2

Source: Philippine Statistics Authority, 2020 Census of Population and Housing


Average household size declines to 4.0 persons in 2020

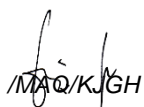
- The average household size (AHS) of the province decreased from 4.3 persons in 2015 to 4.0 persons in 2020. In 2010, there were 4.5 persons, on average, per household. (Table C and Figure 1)
- Nine out of 20 city/municipalities posted an AHS higher than the provincial AHS of 4.0 persons, namely: Agoo with 4.1 persons; Aringay with 4.1 persons; Bagulin with 4.3 persons; Burgos with 4.2 persons; Rosario with 4.2 persons; San Gabriel with 4.3 persons; Sudipen with 4.1 persons; and Tubao with 4.2 persons.

**Figure 1. Household Population, Number of Households, and Average Household Size
La Union: Various Census Years**



Sources: Philippine Statistics Authority, 2010 and 2020 Census of Population and Housing and 2015 Census of Population


DANITES E. TENIDO, Ph.D.
 Chief Statistical Specialist


 MAO/KJGH