



PRESS RELEASE

Ilocos Region's employment rate is 88.9 percent in July 2020

Date of Release: 18 September 2020

Reference No. 2020-016

The preliminary results of the July 2020 Labor Force Survey (LFS) posted an employment rate of 88.9 percent in Ilocos Region. This was lower by 6.2 percentage points compared to the employment rate of the same quarter a year ago at 95.1 percent. The July 2020 employment rate went up by 11.2 percentage points compared to the record low of 77.7 percent in April 2020.

Table 1. Employment Indicators, Philippines and Ilocos Region
July 2020, July 2019, and April 2020

Indicators	Philippines			Ilocos Region		
	Jul 2020 ^P	Jul 2019 ^R	Apr 2020 ^P	Jul 2020 ^P	Jul 2019 ^R	Apr 2020 ^P
Total Population 15 years Old and Over (in thousands)	74,061	72,446	73,722	3,540	3,512	3,554
Labor Force Participation Rate (%)	61.9	62.1	55.6	64.7	62.3	60.8
Employment Rate (%)	90.0	94.6	82.3	88.9	95.1	77.7
Unemployment Rate (%)	10.0	5.4	17.7	11.1	4.9	22.3
Underemployment Rate (%)	17.3	13.6	18.9	15.8	15.1	20.7

Notes:

P Estimates are preliminary and may change.

R Revised estimates based on 2015 POPCEN-Based Population Projection

Source: Philippine Statistics Authority, Labor Force Survey

Meanwhile, the employment rate of the country was recorded at 90.0 percent in July 2020, an upturn of 7.7 percentage points from the employment rate recorded in April 2020 at 82.3 percent.

The July 2020 figure of the country was higher by 1.1 percentage points compared to the employment rate of the region in the same period.

In terms of Labor Force Participation Rate (LFPR) of the region, it increased

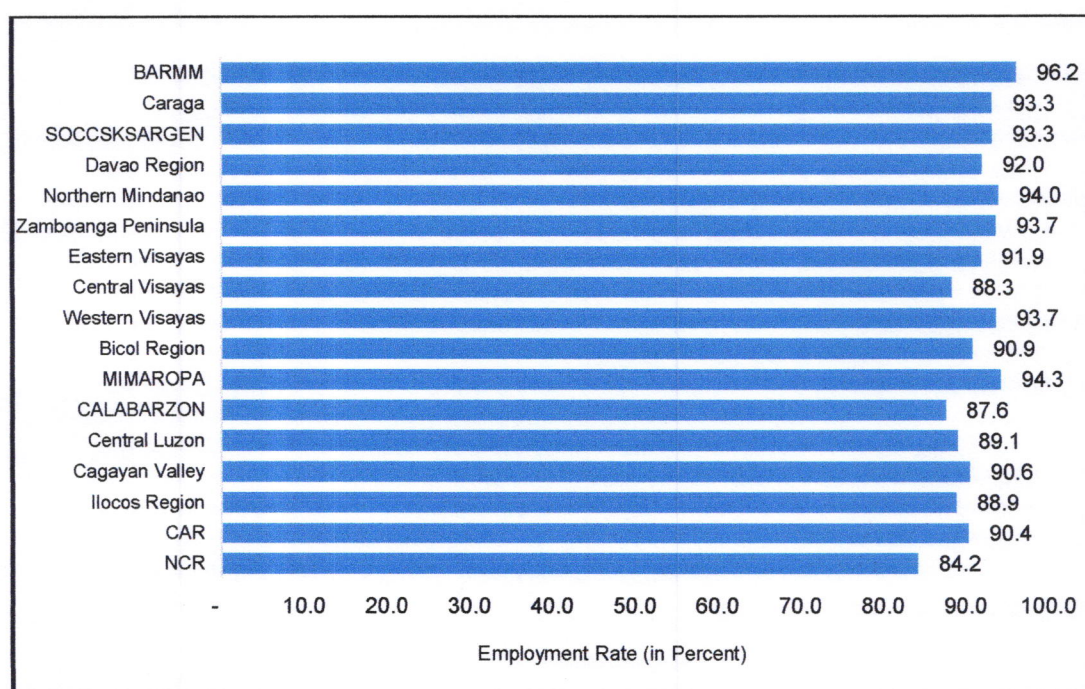


by 2.4 percentage points from 62.3 percent in July 2019 to 64.7 percent in July 2020. The country's LFPR in July 2020 was recorded at 61.9 percent, lower by 2.8 percentage points compared to the LFPR of the region in the same period.

The underemployment rate of the region in July 2020 was registered at 15.8 percent. This was higher by 0.7 percentage point compared to the underemployment rate recorded in July 2019, but lower by 4.9 percentage points posted in April 2020.

Meanwhile, the underemployment rate of the country in July 2020 was higher by 1.5 percentage points compared to the underemployment rate of the region in the same period.

Figure 1. Employment Rate in the Philippines by Region: July 2020



Source: Philippine Statistics Authority, Labor Force Survey

Among the 17 regions, Bangsamoro Autonomous Region in Muslim Mindanao (BARMM) registered the highest employment rate in July 2020 at 96.2 percent. Meanwhile, National Capital Region (NCR) recorded the lowest employment rate at 84.2 percent. Ilocos Region ranked fourth with the lowest employment rate in July 2020.


Note: As to the latest release of the results of the July 2020 LFS, there are no disaggregation yet by demographic and economic indicators at the regional level.


Technical Notes

- Starting April 2005, the new unemployment definition was adopted per NSCB Resolution Number 15 dated October 20, 2004. As indicated in the said resolution, the unemployed include all persons who are 15 years and over as of their last birthday and are reported as: (1) without work and currently available for work and looking for work; or (2) without work and currently available for work but not looking for work due to the following reasons:
 1. Tired/believed no work available
 2. Awaiting results of previous job application
 3. Temporary illness/disability
 4. Bad weather
 5. Waiting for rehire/job recall
- Starting April 2012 LFS, the codes for industry adopted the 2009 Philippine Standard Industrial Classification (PSIC). Prior to this, codes for industry used the 1994 PSIC. Further, question on vocational course was also introduced in the April 2012 LFS questionnaire. In addition, the 2012 Philippine Standard Occupational Classification (PSOC) was adopted starting April 2016. The 1992 PSOC had been used prior to this round.
- In April 2017 round, Computer Aided Personal Interviewing (CAPI) using Tablet was utilized in the LFS enumeration.
- In January 2019, the 2017 Philippine Standard Classification of Education (PSCED) has been adopted. The categories for highest grade completed were also revised considering the K to 12 program in the education system.
- Starting January 2020 LFS round, the population projections based on the 2015 Population Census (POPCEN 2015) has been adopted to generate the labor force statistics. For comparability, population projections based on the POPCEN 2015 was likewise used in the July 2019 labor force statistics.
- In April and July 2020 LFS round, ECQ/Lockdown/COVID-19 Pandemic was included in the reasons for working more than 48 hours, less than 40 hours, and not looking for work. For the first time, a hybrid approach was used in data collection, a mixed mode of CAPI face-to-face interview, whenever possible, or a telephone interview.
- Overseas Filipino Workers are not considered part of the labor force in the Philippines. Hence, in the LFS, data on economic characteristics

of household members who are overseas workers are not collected. For the LFS reports, they are excluded in the estimation of the size of working population, that is, population aged 15 years and older, and in the estimation of the labor force.

- The July 2020 LFS was conducted from 08 to 31 July 2020. The provision of minimum health protocols like masks, face shield, and alcohol were provided to all PSA officials and Statistical Researchers who did the survey.


ATTY. SHEILA O. DE GUZMAN
(Chief Administrative Officer)
Officer-in-Charge


JYY/TBO/MBF/JIAB/JMSS