



# PRESS RELEASE

## Ilocos Region's employment rate is 77.7 percent in April 2020

Date of Release: 27 July 2020

Reference No. 2020-14

The preliminary results of the April 2020 Labor Force Survey (LFS) posted an employment rate of 77.7 percent in Ilocos Region. The employment rate of the region is lower by 16.3 percentage points compared with the employment rate recorded in April 2019 at 94.0 percent.

### Employment Indicators, Philippines and Ilocos Region April 2019 and April 2020

Indicators	Philippines		Ilocos Region	
	April 2020	April 2019	April 2020	April 2019
Total Population 15 years Old and Over (in thousands)	73,722	71,776	3,554	3,476
Labor Force Participation Rate (%)	55.6	61.3	60.8	59.7
Employment Rate (%)	82.3	94.9	77.7	94.0
Unemployment Rate (%)	17.7	5.1	22.3	6.0
Underemployment Rate (%)	18.9	13.4	20.7	20.0

Source: PSA, Apr 2019 and Apr 2020 LFS

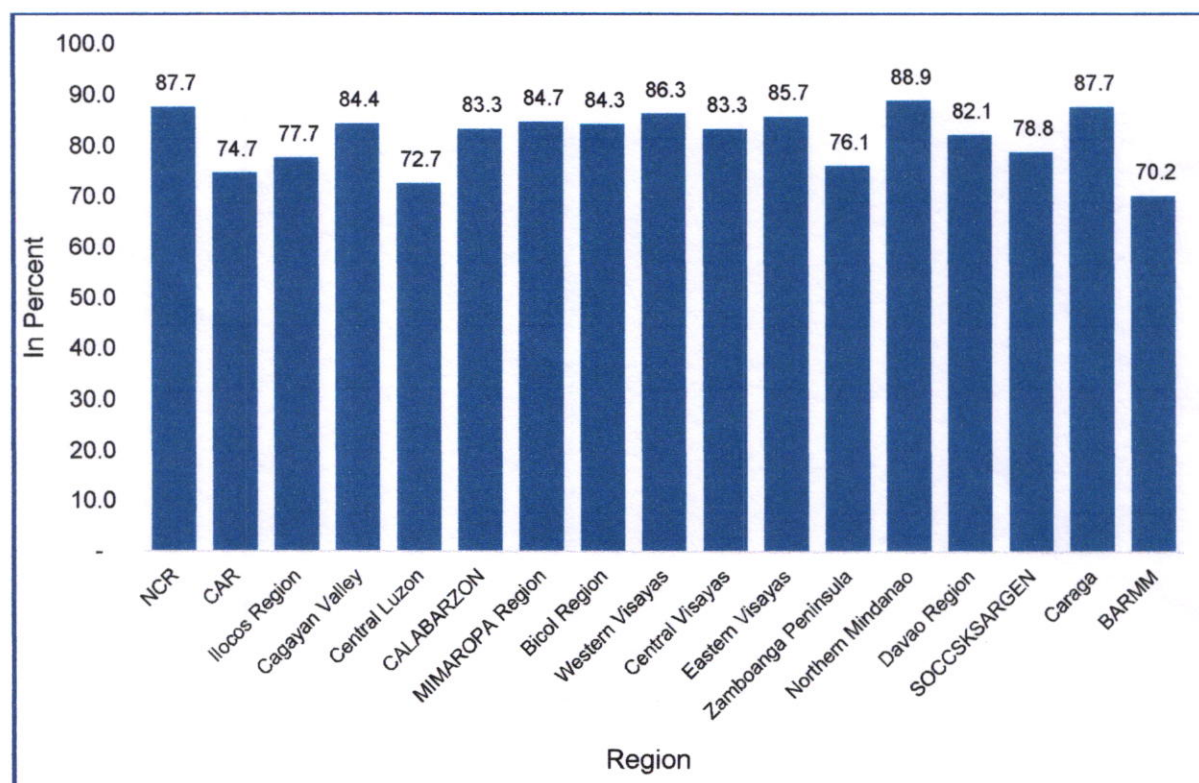
Meanwhile, the employment rate of the country was recorded at 82.3 percent in April 2020. It was 12.6 percentage points lower compared to that of April 2019 at 94.9 percent. The April 2020 figure was higher by 4.6 percentage points compared with the employment rate of the region in the same period.

In terms of Labor Force Participation Rate (LFPR) of Ilocos Region, it increased by 1.1 percentage points from 59.7 percent in April 2019 to 60.8 percent in April 2020. The country's LFPR in April 2020

is at 55.6 percent. This was lower by 5.2 percentage points compared with the LFPR of the region in April 2020.

The underemployment rate of the region increased by 0.7 percentage point from 20.0 percent in April 2019 to 20.7 percent in April 2020. Similarly, the underemployment rate of the country increased by 5.5 percentage points from 13.4 percent in April 2019 to 18.9 percent in April 2020.

Employment Rate in the Philippines by Region: April 2020



Source: PSA, Apr 2019 and Apr 2020 LFS

Among the 17 regions, Bangsamoro Autonomous Region in Muslim Mindanao (BARMM) registered with the lowest employment rate in April 2020 at 70.2 percent. Meanwhile, Northern Mindanao recorded the highest employment rate at 88.9 percent in the same period. Ilocos Region ranked fifth with the lowest employment rate in April 2020.


Note: As to the latest release of the results of the April 2020 LFS, there are no disaggregation yet by demographic and economic indicators at the regional level.




## Technical Notes

- Starting April 2005, the new unemployment definition was adopted per NSCB Resolution Number 15 dated 20 October 2004. As indicated in the said resolution, the unemployed include all persons who are 15 years and over as of their last birthday and are reported as: (1) without work and currently available for work and looking for work; or (2) without work and currently available for work but not looking for work due to the following reasons:
  1. Tired/believed no work available
  2. Awaiting results of previous job application
  3. Temporary illness/disability
  4. Bad weather
  5. Waiting for rehire/job recall
- Starting January 2012 LFS, the codes for industry adopted the 2009 Philippine Standard Industrial Classification (PSIC). Prior to this, codes for industry used the 1994 PSIC.
- Question on vocational course was introduced in the January 2012 LFS questionnaire.
- Starting April 2016 round, the Labor Force Survey (LFS) adopted the 2013 Master Sample Design, with a sample size of approximately 44,000 households.
- The 2012 Philippine Standard Occupational Classification (PSOC) was adopted starting April 2016. The 1992 PSOC had been used prior to April 2016.
- Starting with the April 2016 LFS round, the population projections based on the 2010 Census of Population and Housing (2010 CPH) has been adopted to generate the labor force statistics.
- In July 2016, the 2008 Philippine Standard Classification of Education (PSCED) that was used in the 2015 Population Census (2015 POPCEN) has been adopted. The categories for highest grade completed were also revised considering the K to 12 program in the education system.
- In January 2017 round, Computer Aided Personal Interviewing (CAPI) using Tablet was utilized in the LFS enumeration.
- Overseas Filipino Workers are not considered part of the labor force in the Philippines. Hence, in the LFS, data on economic characteristics of household members who are overseas workers are not collected. For the LFS reports, they are excluded in the estimation of the size of working population, that is, population aged 15 years and older, and in the estimation of the labor force.

- Starting with the January 2020 LFS round, the population projections based on the 2015 Population Census (2015 PopCen) has been adopted to generate the labor force statistics. For comparison, population projections based on the 2015 PopCen was likewise used in the January 2019 labor force statistics.
- The April 2020 LFS was conducted from 20 April to 16 May 2020.

  
**ATTY. SHEILA O. DE GUZMAN**  
(Chief Administrative Officer)  
Officer-in-Charge

  
JYY/MBF/JIAB/JMSS