



# SPECIAL RELEASE

## Livestock and Poultry Situation in Pangasinan: First Quarter 2023

Date of Release: 25 January 2024  
Reference No. PANG-SR-2024-005

The total Livestock and Poultry inventory in Pangasinan stood at 6,656,648 heads as of April 1, 2023. This reflects an 11.8 percent decline compared to the inventory recorded for the same period in the previous year, which was reported to be 7,545,785 heads. (Table 1)

The Livestock inventory went up by 13.7 percent, representing an increase from 325,795 heads in the first quarter of 2022 to 370,524 heads in the same period in 2023. Carabao, Cattle, and Goat inventory decreased by 20.9 percent, 11.8 percent, and 5.0 percent, respectively, while Swine grew by 103.7 percent.

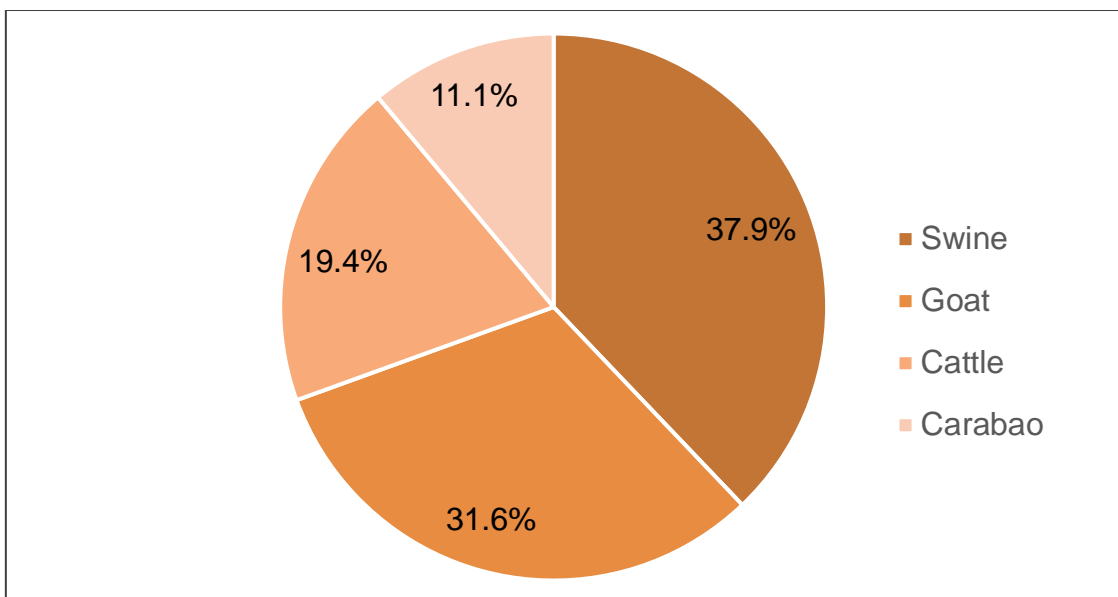
Table 1. Livestock and Poultry Inventory by Animal Type,  
Pangasinan: First Quarter 2022-2023

LIVESTOCK/POULTRY	Inventory (heads)		Percent Change
	As of April 1, 2022	As of April 1, 2023	
<b>Total</b>	<b>7,545,785</b>	<b>6,656,648</b>	<b>(11.8)</b>
<b>Livestock</b>	<b>325,795</b>	<b>370,524</b>	<b>13.7</b>
Carabao	51,991	41,121	(20.9)
Cattle	81,661	72,012	(11.8)
Swine	68,915	140,346	103.7
Goat	123,228	117,045	(5.0)
<b>Poultry</b>	<b>7,219,990</b>	<b>6,286,124</b>	<b>(12.9)</b>
Chicken	7,091,626	6,201,550	(12.6)
Broiler	4,315,995	3,145,000	(27.1)
Layers	212,746	237,307	11.5
Native/Improved	2,562,885	2,819,243	10.0
Duck	128,364	84,574	(34.1)

Source: Philippine Statistics Authority

On the other hand, Poultry inventory declined by 12.9 percent, representing a decrease from 7,219,990 heads in the first quarter of 2022 to 6,286,124 heads for the same period in 2023. The decline in the Poultry sector was evidenced by decreases in the inventory of Chicken and Duck which declined by 12.6 percent and 34.1 percent, respectively. (Table 1)

Figure 1. Percent Distribution of Livestock Inventory by Animal Type, Pangasinan: First Quarter 2023

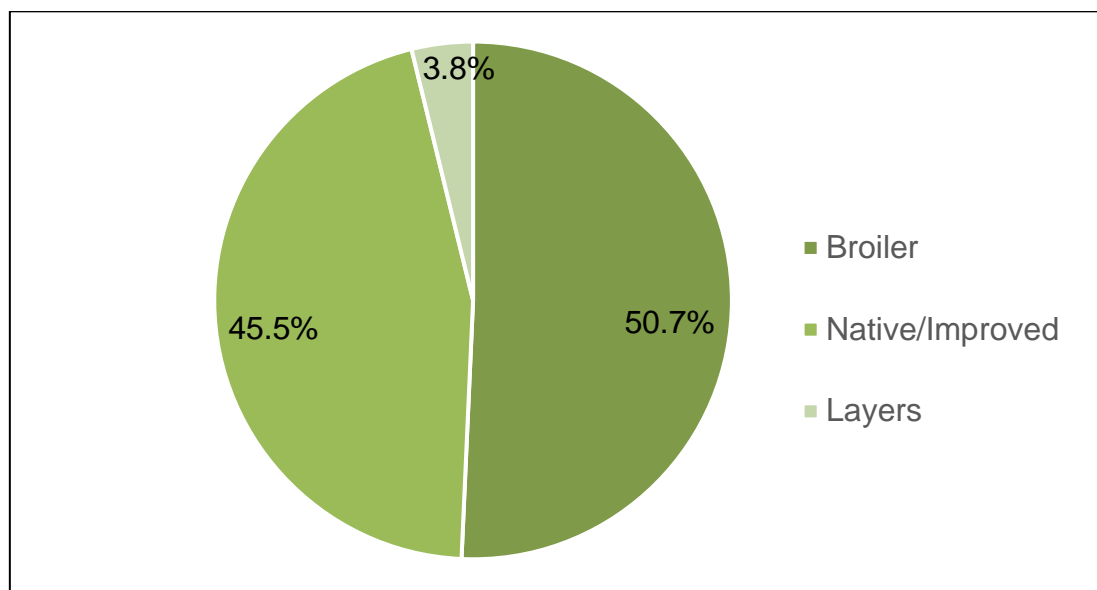


Source: Philippine Statistics Authority

The Livestock sector, which comprises Carabao, Cattle, Goat, and Swine, reported a total count of 370,524 heads. Swine has the highest contribution to the total Livestock inventory, with 37.9 percent share equivalent to 140,346 heads, followed by the inventory of Goat with 31.6 percent share, amounting to 117,045 heads. Meanwhile, Cattle and Carabao accounted for 19.4 percent and 11.1 percent, with estimates of 72,012 heads and 41,121 heads, respectively. (Figure 1 and Table 1)

In terms of the Poultry sector, Chicken inventory with 6,201,550 heads recorded in the first quarter of 2023 surpassed the Duck inventory of 84,574 heads. The total Chicken inventory comprises Broiler, Layer, and Native/Improved. Broiler accounted for 50.7 percent of the total count of Chicken with 3,145,000 heads; Native/Improved shared 45.5 percent or 2,819,243 heads, while Layers contributed the least with 3.8 percent, or equivalently 237,307 heads. (Figure 2 and Table 1)

Figure 2. Percent Distribution of Poultry Inventory by Animal Type, Pangasinan: First Quarter 2023



Source: Philippine Statistics Authority

In terms of Livestock slaughtered in slaughterhouses and Chicken dressed in dressing plants in Pangasinan for the first quarter of 2023, a total of 1,141,834 heads were recorded. This reflects a 44.6 percent decline compared to the total count of slaughtered/dressed for the same period in the preceding year. (Table 2)

Livestock slaughtered in slaughterhouses went up by 50.4 percent, from 60,028 heads to 90,286 heads. Meanwhile, Chicken dressed in dressing plants in the province during the said period were estimated at 1,051,548 birds, a 47.4 percent decline from 1,999,314 birds recorded in the previous year.

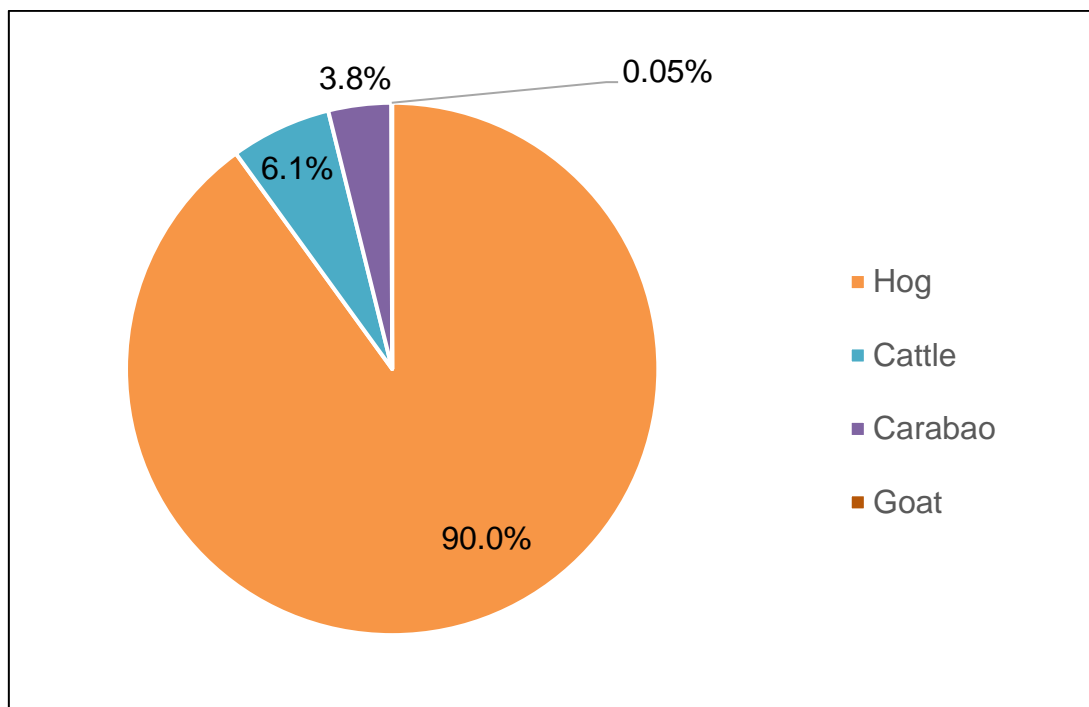
Table 2. Slaughtered/Dressed by Type, Pangasinan: First Quarter 2022-2023

	Slaughtered/Dressed (Heads)		Percent Change
	1st Quarter 2022	1st Quarter 2023	
<b>Total</b>	<b>2,059,342</b>	<b>1,141,834</b>	<b>-44.6</b>
<b>Livestock</b>	<b>60,028</b>	<b>90,286</b>	<b>50.4</b>
Hog	51,940	81,267	56.5
Cattle	4,683	5,527	18.0
Carabao	3,405	3,449	1.3
Goat	-	43	-
<b>Chicken</b>	<b>1,999,314</b>	<b>1,051,548</b>	<b>-47.4</b>

Source: Philippine Statistics Authority

In the first quarter of 2023, the number of Hogs slaughtered in slaughterhouses saw a notable increase of 56.5 percent, rising from 51,940 heads in 2022 to 81,267 heads. Conversely, slaughtered Cattle and Carabao experienced 18.0 percent and 1.3 percent increases, reaching 5,527 and 3,449 heads, respectively. Meanwhile, there were 43 slaughtered goats recorded in the said period. (Table 2)

Figure 3. Percent Distribution of Livestock Slaughtered In Slaughterhouses, Pangasinan: First Quarter 2023



Source: Philippine Statistics Authority

Of the 90,286 Livestock slaughtered in slaughterhouses in 2023, 90.0 percent was Hog, 6.1 percent was Cattle, 3.8 percent was Carabao, and 0.05 percent was Goat. (Figure 3)

**EDGAR M. NORBERTE**

*Chief Statistical Specialist*

Pangasinan - Provincial Statistical Office

## TECHNICAL NOTES

The Livestock and Poultry Performance Report presents an overview of the performance trends in terms of inventory for carabao, cattle, goat, swine, and various types of chickens, along with the volume of production, including chicken eggs. The data for this special release were meticulously gathered by the Philippine Statistics Authority (PSA) through two primary surveys: (1) The Backyard Livestock and Poultry Survey (BLPS), conducted on a quarterly basis, covers a comprehensive sample size of 280 households. This survey serves to capture the dynamics of livestock and poultry inventory at the household level; (2) The Commercial Livestock and Poultry Survey (CLPS), also administered quarterly, encompasses a broader scope. It involves data collection from various sectors, including 1 carabao farm, 12 cattle farms, 12 goat farms, 6 swine farms, 4 native chicken farms, 11 layer farms, and 16 broiler commercial farms and contract growers, all as of July 1, 2023.

Another survey that supplements the data requirements of the Livestock and Poultry sector is the Compilation of Data Slaughterhouses and Poultry Dressing Plants (CDSPDP). This is done monthly and utilizes administrative data from Locally Registered Meat Establishments (LRMEs) in the province which is in coordination with the Provincial Veterinary Office (PVO) and Meat Inspectors (MIs).

•**Livestock** – farm animals kept or raised for consumption, work or leisure. In general, poultry is separated as a distinct group of farm animals. For purposes of census and surveys, livestock covers only those that are tended and raised by an operator.

•**Poultry** – a collective term for all domesticated avian for the purpose of food consumption or, the carcass of such avian dressed/processed for human consumption.

•**Animal Inventory** (also, **Animal Population**) – the number of domesticated animals in head present in the farm at specific reference date.

•**Dressing** – the progressive separation on the dressing floor of food animal into carcass, offal and inedible by-products.

•**Slaughter** – refers to butchering of animal for the purpose of human consumption.

•**Slaughterhouse/Dressing Plant** – the premises that are approved and registered by a controlling authority in which food animals/birds are slaughtered and dressed for human consumption.