

SPECIAL RELEASE



Death Statistics La Union: 1st Quarter 2022



Date of Release: 31 May 2022

Reference No. 2022-40

A total of 1,697 deaths were registered in La Union in 1st quarter of 2022. The figure indicated an increase of 20.53 percent death occurrences from the same period in 2021 with 1,408. (Table 1)

TABLE 1. Number and Percent Distribution of Registered Deaths by City/Municipality, La Union: 1st Quarter 2021 and 2022

Month of Registration	Number		Percent	
	1st Quarter		1st Quarter	
	2022	2021	2022	2021
La Union	1,697	1,408	100.00	100.00
AGOO	171	155	10.08	11.01
ARINGAY	69	48	4.07	3.41
BACNOTAN	73	67	4.30	4.76
BAGULIN	21	9	1.24	0.64
BALAOAN	94	48	5.54	3.41
BANGAR	53	45	3.12	3.20
BAUANG	115	76	6.78	5.40
BURGOS	16	11	0.94	0.78
CABA	44	38	2.59	2.70
LUNA	54	38	3.18	2.70
NAGUILIAN	86	75	5.07	5.33
PUGO	31	16	1.83	1.14
ROSARIO	66	67	3.89	4.76
CITY OF SAN FERNANDO (Capital)	581	523	34.24	37.14
SAN GABRIEL	26	14	1.53	0.99
SAN JUAN	58	46	3.42	3.27
SANTO TOMAS	49	49	2.89	3.48
SANTOL	26	21	1.53	1.49
SUDIPEN	28	19	1.65	1.35
TUBAO	36	43	2.12	3.05

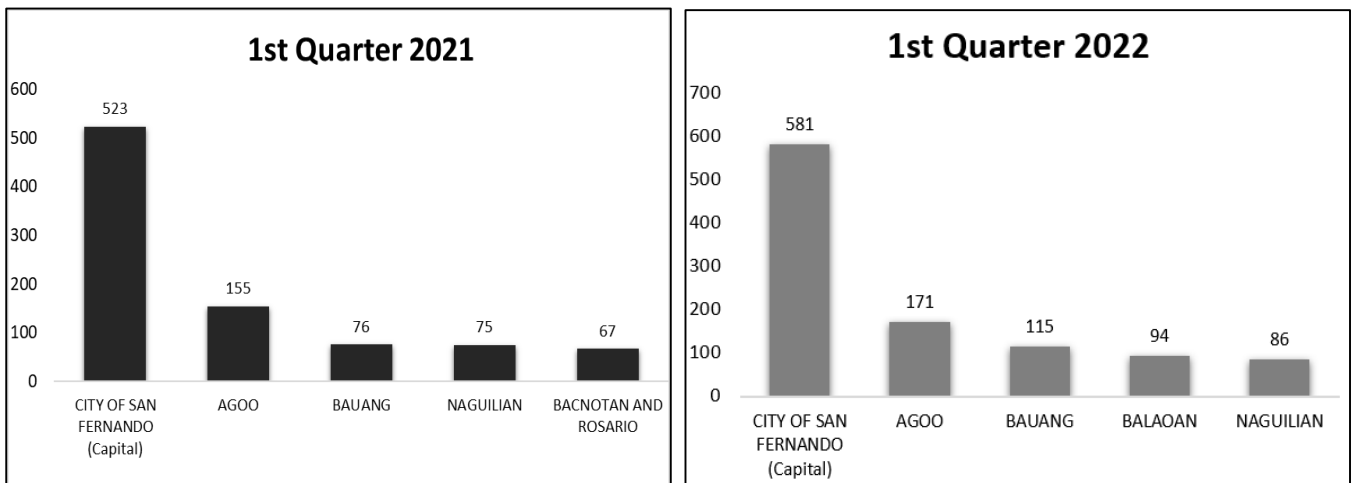
SOURCE: Preliminary Results from the Decentralized Vital Statistics System 2011

The City of San Fernando ranked first in terms of the number of registered deaths in 1st quarter of 2022 with 581 or 34.24 percent of the total registered deaths in the province. Agoo ranked second with 171 registered deaths (10.08 percent share), followed by Bauang with 115 (6.78 percent share), Balaoan with 94 (5.54 percent share) and Naguilian with 86 (5.07 percent share).



In the same quarter of the previous year 2021, the City of San Fernando still has the highest number of registered deaths with 523 deaths or 37.14 percent of the provincial total. This was followed by Agoo with 155 registered deaths (11.01 percent share), Bauang with 76 (5.40 percent share), Naguilian with 75 (5.33 percent share) and Bacnotan and Rosario having the same registered deaths with 67 (4.76 percent share).

FIGURE 1. Top Five City/Municipalities with the Highest Number of Registered Deaths, La Union: 1st Quarter 2021 and 2022



SOURCE: Preliminary Results from the Decentralized Vital Statistics System 2011

The municipalities of Burgos, Bagulin and Santol posted the smallest number of registered deaths in 1st quarter of 2022 with 16 deaths (0.78 percent share), 21 deaths (0.64 percent share) and 26 deaths (1.49 percent share), respectively. Similarly, in 2021, the municipalities of Bagulin, Bugos and San Gabriel had the least number of registered deaths with 9 deaths (0.64 percent share), 11 deaths (0.78 percent share) and 14 deaths (0.99 percent share), respectively. (Table 1)

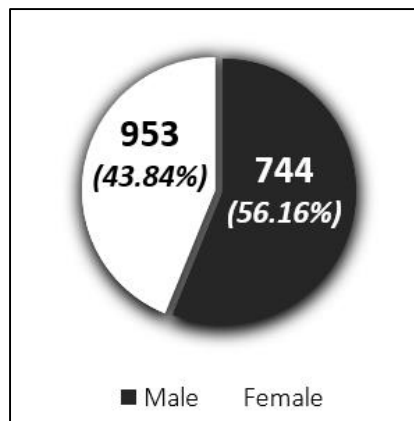
**TABLE 2. Number of Registered Deaths by Sex and by City/Municipality
La Union: 1st Quarter 2022**

Month of Registration	Both Sexes	Male	Female	Sex Ratio
La Union	1,697	953	744	128
AGOO	171	103	68	151
ARINGAY	69	33	36	92
BACNOTAN	73	38	35	109
BAGULIN	21	13	8	163
BALAOAN	94	53	41	129
BANGAR	53	24	29	83
BAUANG	115	64	51	125
BURGOS	16	7	9	78
CABA	44	30	14	214
LUNA	54	29	25	116
NAGUILIAN	86	45	41	110
PUGO	31	19	12	158
ROSARIO	66	39	27	144
CITY OF SAN FERNANDO (Capital)	581	341	240	142
SAN GABRIEL	26	16	10	160
SAN JUAN	58	28	30	93
SANTO TOMAS	49	26	23	113
SANTOL	26	13	13	100
SUDIPEN	28	17	11	155
TUBAO	36	15	21	71

SOURCE: Preliminary Results from the Decentralized Vital Statistics System 2011

There were more death occurrences among males at 953 (56.16 percent share) than females at 744 (43.84 percent share) in La Union in 1st quarter of 2022. The computed sex ratio during the year was 128 which means that there are 128 male deaths for every 100 female deaths.

**FIGURE 2. Percent Distribution of Registered Deaths
By Sex, La Union: 1st Quarter 2022**



A total of 9 city/municipalities posted a sex ratio higher than the provincial sex ratio, the highest of which was recorded in Caba with 214. Bagulin ranked second with 163 followed by San Gabriel with 160. (Table 2)

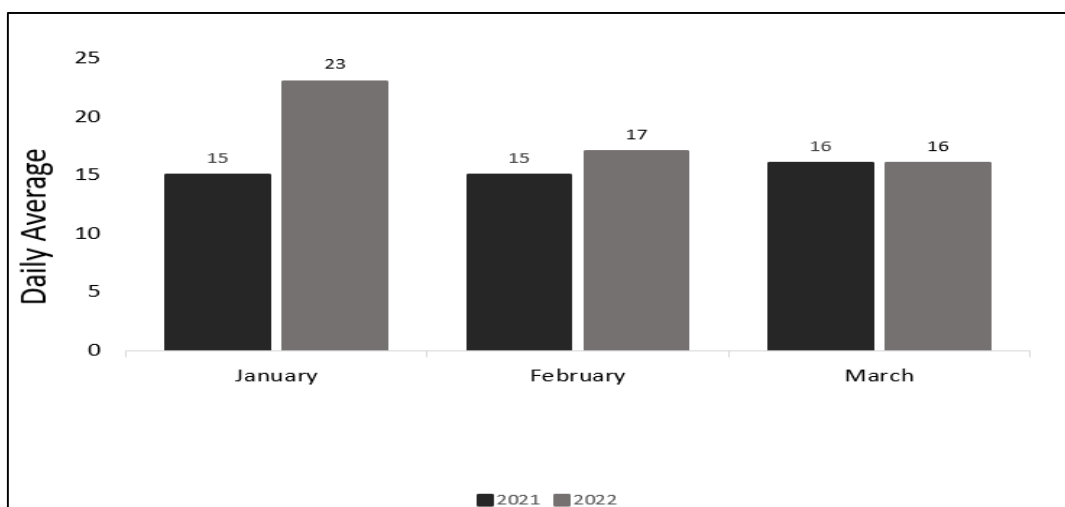
**TABLE 3. Number and Daily Average of Registered Deaths
La Union: 2021 and 2022**

Month of Registration	Number		Daily Average	
	1st Quarter		1st Quarter	
	2022	2021	2022	2021
La Union	1,697	1,408	19	16
January	719	479	23	15
February	486	430	17	15
March	492	499	16	16

SOURCE: Preliminary Results from the Decentralized Vital Statistics System 2011

The daily average death occurrences in 1st quarter of 2022 was computed at 19. In the same quarter in 2021, the daily average deaths were recorded at 16 death occurrences per day. (Table 3)

**FIGURE 3. Daily Average of Registered Deaths by Month
La Union: 1st Quarter 2021 and 2022**






REPUBLIC OF THE PHILIPPINES
PHILIPPINE STATISTICS AUTHORITY
LA UNION

The month of January recorded the highest number of registered deaths in 1st quarter of 2022 with 719 occurrences. The number of deaths translates to an average of 23 death occurrences per day. In the same period in 2021, the number of registered deaths peaked in March with 499 deaths or an average of 16 deaths per day.

Meanwhile, the month of February posted the lowest number of registered deaths in 1st quarter of 2022 with 486 death occurrences or an average of 17 death occurrences per day. (Figure 3)


DANITES E. TENIDO, Ph.D.
Chief Statistical Specialist

Explanatory Notes

Data on deaths presented in this release were obtained from the Certificate of Death (Municipal Form 103) registered at the Office of the City/Municipal Civil Registrars in La Union and forwarded to the Philippine Statistics Authority - La Union Provincial Statistical Office. Information included deaths registered from January to March of 2021 and January to March 2022.