



SPECIAL RELEASE

Birth Statistics La Union: 1st Quarter 2022

Date of Release: 31 May 2022

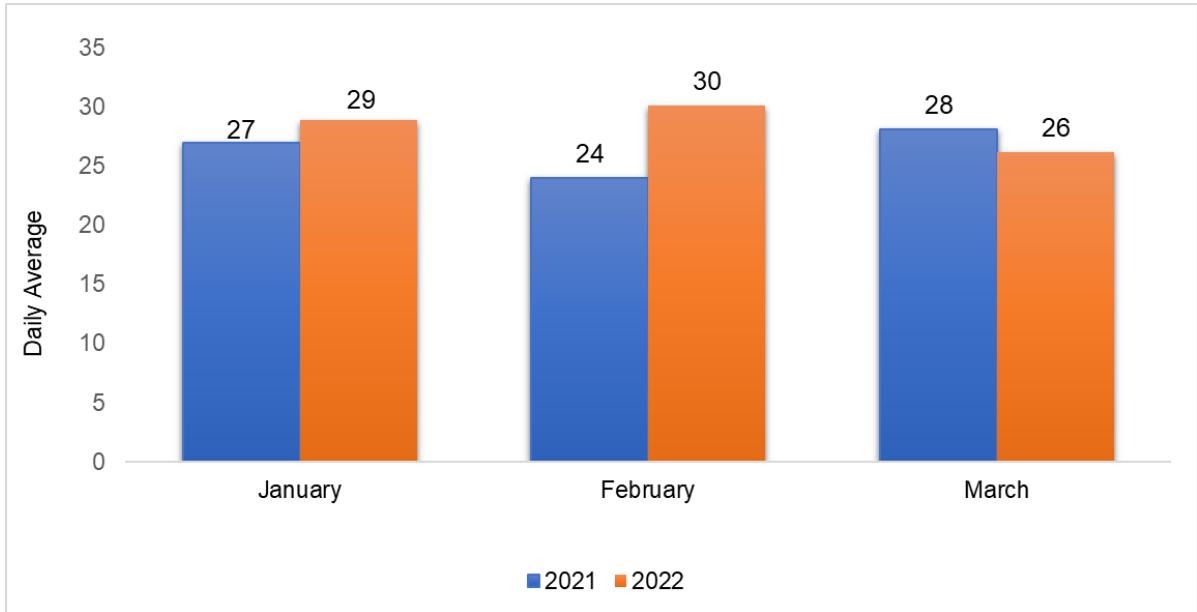
Reference No. 2022-38

The number of registered live births in La Union in 1st quarter of 2022 summed up to 2,556, an increase of 7.67 percent birth occurrences compared with 2,374 registered live births in the same period of 2021. The daily average birth occurrence in 1st quarter of 2022 was computed at 28. The month of January recorded the highest registered live births at 898 babies with a daily average of 29, while March posted the lowest registered live births at 813 babies with a daily average of 26. (Table 1)

**TABLE 1. Number and Daily Average of Registered Live Births
La Union: 1st Quarter 2021 and 2022**

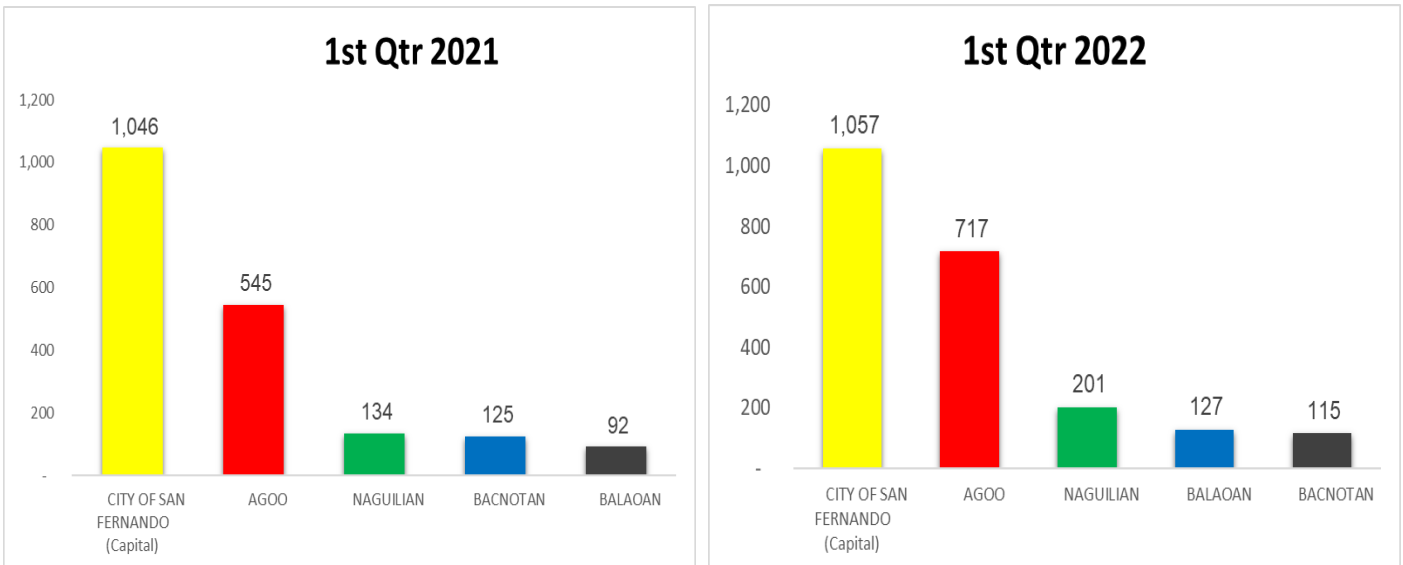
Month of Registration	Number		Daily Average	
	1st Quarter		1st Quarter	
	2022	2021	2022	2021
La Union	2,556	2,374	28	26
January	898	842	29	27
February	845	660	30	24
March	813	872	26	28

SOURCE: Preliminary Results from the Decentralized Vital Statistics System 2011



**FIGURE 1. Daily Average of Registered Live Births by Month
 La Union: 1st Quarter 2021 and 2022**

Meanwhile, in the same quarter a year ago, the month of March recorded the highest registered live births at 827 babies or 28 daily average births. On the contrary, the month of February posted the lowest registered live births of 660 babies with 24 daily average births. (Figure 1)



**FIGURE 2. Top Five City/Municipalities with the Highest Number
 of Registered Live Births, La Union: 1st Quarter 2021 and 2022**



REPUBLIC OF THE PHILIPPINES
PHILIPPINE STATISTICS AUTHORITY
 LA UNION

Among the city/municipalities in the province, the City of San Fernando registered the highest number of births in 1st quarter of 2022 with 1,057 accounting to 41.35 percent of the total number of registered live births in La Union. Agoo ranked second with 717 live births (28.05 percent share). The municipalities of Naguilian, Balaoan and Bacnotan distantly followed with 201 registered births (7.86 percent share), 127 registered births (4.97 percent share) and 115 registered births (4.50 percent share) respectively. (Figure 2)

Table 2. Number and Percent Distribution of Registered Live Births by City/Municipality, La Union: 1st Quarter 2021 and 2022

Month of Registration	Number		Percent	
	1st Quarter		1st Quarter	
	2022	2021	2022	2021
La Union	2,556	2,374	100.00	100.00
AGOO	717	545	28.05	22.96
ARINGAY	47	40	1.84	1.68
BACNOTAN	115	125	4.50	5.27
BAGULIN	22	83	0.86	3.50
BALAOAN	127	92	4.97	3.88
BANGAR	13	17	0.51	0.72
BAUANG	36	35	1.41	1.47
BURGOS	1	15	0.04	0.63
CABA	21	21	0.82	0.88
LUNA	2	4	0.08	0.17
NAGUILIAN	201	134	7.86	5.64
PUGO	8	8	0.31	0.34
ROSARIO	75	76	2.93	3.20
CITY OF SAN FERNANDO (Capital)	1,057	1,046	41.35	44.06
SAN GABRIEL	24	24	0.94	1.01
SAN JUAN	10	18	0.39	0.76
SANTO TOMAS	27	39	1.06	1.64
SANTOL	22	20	0.86	0.84
SUDIPEN	4	9	0.16	0.38
TUBAO	27	23	1.06	0.97

SOURCE: Preliminary Results from the Decentralized Vital Statistics System 2011

Similarly, the City of San Fernando posted the highest number of registered live births in 1st quarter of 2021 with 1,046 births or 44.06 percent of the total registered live births in the province. Agoo also ranked second with 545 births (22.96 percent share), Naguilian, Bacnotan and Balaoan followed with 134 registered births (5.64 percent

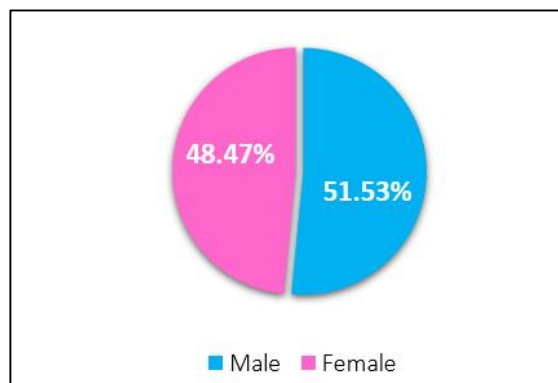
share), 125 registered births (5.27 percent share) and 92 registered births (3.88 percent share) respectively. (Table 2)

**Table 3. Number of Registered Live Births by Sex and by City/Municipality
La Union: 1st Quarter 2022**

Month of Registration	Both Sexes	Male	Female	Sex Ratio
La Union	2,556	1,317	1,239	106
AGOO	717	367	350	105
ARINGAY	47	22	25	88
BACNOTAN	115	57	58	98
BAGULIN	22	8	14	57
BALAOAN	127	66	61	108
BANGAR	13	6	7	86
BAUANG	36	16	20	80
BURGOS	1	0	1	0
CABA	21	9	12	75
LUNA	2	1	1	100
NAGUILIAN	201	103	98	105
PUGO	8	4	4	100
ROSARIO	75	39	36	108
CITY OF SAN FERNANDO (Capital)	1,057	561	496	113
SAN GABRIEL	24	11	13	85
SAN JUAN	10	6	4	150
SANTO TOMAS	27	13	14	93
SANTOL	22	12	10	120
SUDIPEN	4	3	1	300
TUBAO	27	13	14	93

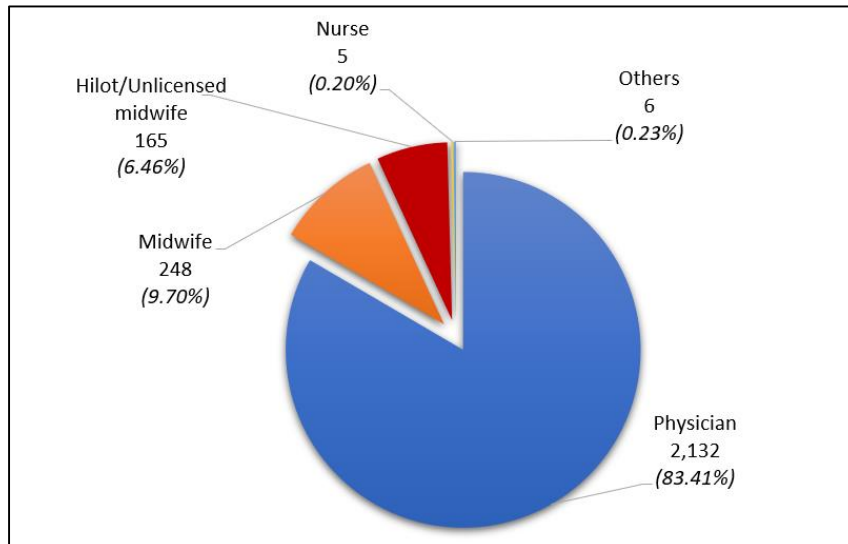
SOURCE: Preliminary Results from the Decentralized Vital Statistics System 2011

Males with 1,317 (51.53 percent share) outnumbered females with 1,239 (48.47 percent share) in terms of registered live births in the province in 1st quarter of 2022 resulting to a sex ratio of 106 males per 100 females.



**Figure 3. Percent Distribution of Registered Live Births by Sex, La Union:
1st Quarter 2022**


There are 6 city/municipalities registered a sex ratio that is higher than the provincial ratio. The highest sex ratio of 300 was recorded in Sudipen. This was followed by San Juan and Santol with a sex ratio of 150 and 120 respectively. (Table 3)



**FIGURE 4. Number of Registered Live Births by Attendant at Birth
La Union: 1st Quarter 2022**

Majority of birth deliveries in La Union in 1st quarter of 2022 were attended by medical professionals (physician, midwife, or nurse) accounting to 93.31% of the total registered birth deliveries. Births delivered by physicians recorded the highest number with 2,132 (83.41 percent share) followed by midwives with 248 (10.97 percent share) and nurse with 5 birth deliveries (0.20 percent share).

On the other hand, 165 births or 6.46 percent of the total delivered births in the province in 2022 1st quarter were delivered by a hilot/traditional birth attendant. Meanwhile, there were 6 births (0.23 percent share) delivered by other birth attendants. (Figure 4)


DANITES E. TENIDO, Ph.D.
Chief Statistical Specialist

Explanatory Notes

Data on births presented in this release were obtained from the Certificate of Birth (Municipal Form No. 102) that were registered at the Office of the City/Municipal Civil Registrars in La Union and forwarded to the Philippine Statistics Authority La Union Provincial Statistical Office. Information presented include births registered from January March of 2021 and January March 2022.