



SPECIAL RELEASE

Birth Statistics

La Union: 1st Quarter of 2021

Date of Release: 30 June 2021

Reference No. 2021-28

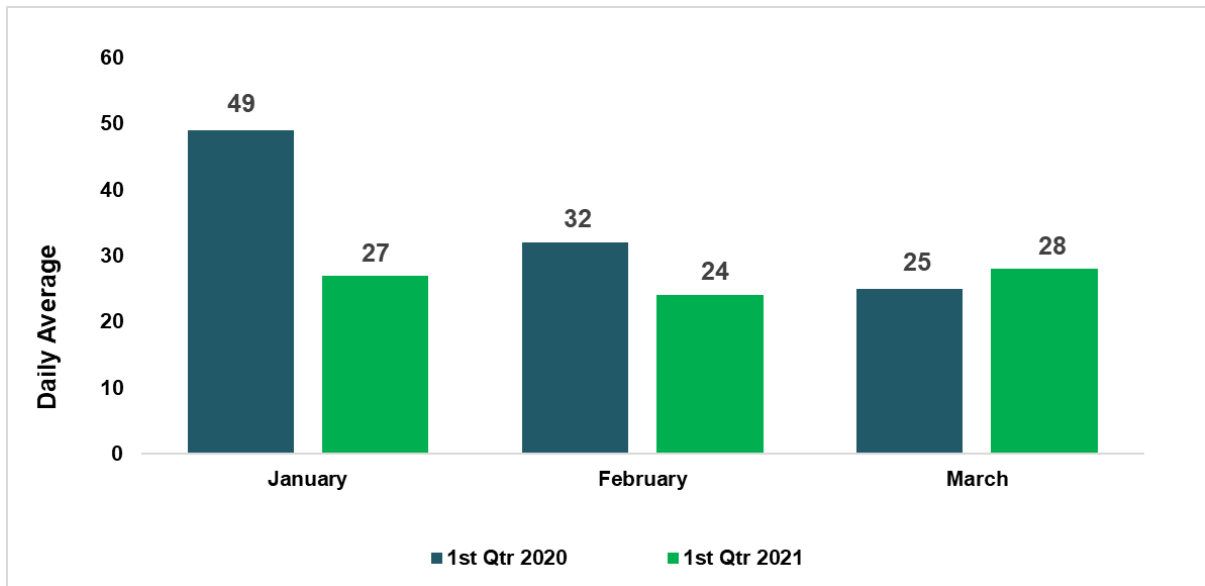


The number of registered live births in La Union within the 1st quarter of 2021 reached to a total of 2,375 with a decrease of 26.01 percent compared with the 3,210 births in the same quarter of 2020. The computed daily average birth occurrence was at 26 birth within the 1st quarter of 2021.

**TABLE 1. Number and Daily Average of Registered Live Births
La Union: 1st Quarter, 2020 and 2021**

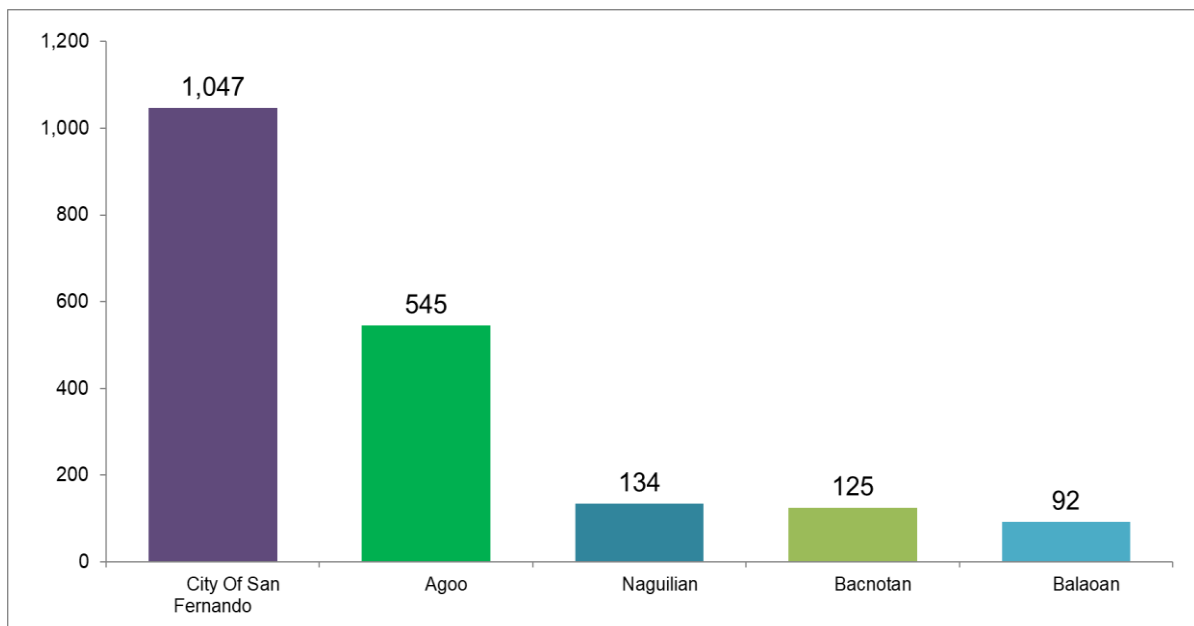
Month of Registration	Number 1 st Quarter		Daily Average 1 st Quarter	
	2021	2020	2021	2020
La Union	2,375	3,210	26	36
January	842	1,527	27	49
February	660	906	24	32
March	873	777	28	25

SOURCE: Preliminary results from the Decentralized Vital Statistics System 2011



**FIGURE 1. Daily Average of Registered Live Births by Month
La Union: 1st Quarter, 2020 and 2021**

In 1st quarter of 2021, the month of March recorded the highest daily average births with 28 babies, while the month of February posted the lowest daily average births with 24 babies. Meanwhile, in the same period a year ago, the highest daily average birth was recorded in January with 49 babies while the lowest daily average birth was recorded in March with 25 babies.



**FIGURE 2. Top Five City/Municipalities with the Highest Number
of Registered Live Births, La Union: 1st Quarter 2021**



REPUBLIC OF THE PHILIPPINES
PHILIPPINE STATISTICS AUTHORITY
 LA UNION

Among the city/municipalities in the province, the City of San Fernando registered the highest number of live births with 1,047 in 1st quarter of 2021. Its share was near half or 44.08 percent of the total registered live births in La Union. Agoo ranked second with 545 live births (22.95%), distantly followed by Naguilian with 134 live births (5.64%), Bacnotan with 125 live births (5.26%) and Balaoan with 92 live births (3.87%).

TABLE 2. Number and Percent Distribution of Registered Live Births by City/Municipality, La Union:1st Quarter, 2020 and 2021

City/Municipality	Number		Percent	
	1 st Quarter		1 st Quarter	
	2021	2020	2021	2020
LA UNION	2,375	3,210	100.0	100.0
Agoo	545	763	22.95	23.77
Aringay	40	50	1.68	1.56
Bacnotan	125	53	5.26	1.65
Bagulin	83	23	3.49	0.72
Balaoan	92	109	3.87	3.40
Bangar	17	17	0.72	0.53
Bauang	35	48	1.47	1.50
Burgos	15	15	0.63	0.47
Caba	21	16	0.88	0.50
Luna	4	10	0.17	0.31
Naguilian	134	157	5.64	4.89
Pugo	8	34	0.34	1.06
Rosario	76	74	3.20	2.31
City Of San Fernando	1,047	1,699	44.08	52.93
San Gabriel	24	29	1.01	0.90
San Juan	18	22	0.76	0.69
Santo Tomas	39	36	1.64	1.12
Santol	20	23	0.84	0.72
Sudipen	9	13	0.38	0.40
Tubao	23	19	0.97	0.59

SOURCE: Preliminary results from the Decentralized Vital Statistics System 2011

On the other hand, Luna had the lowest number of registered live births both in 1st quarter 2020 and 1st quarter 2021 with four births (0.17 percent share) and 10 births (0.31 percent share) respectively.



REPUBLIC OF THE PHILIPPINES
PHILIPPINE STATISTICS AUTHORITY
LA UNION

**TABLE 3. Number of Registered Live Births by Sex and by City/Municipality
 La Union: 1st Quarter, 2021**

City/Municipality	Both Sexes	Male	Female	Sex Ratio
LA UNION	2,375	1,189	1,186	100
Agoo	545	261	284	92
Aringay	40	18	22	82
Bacnotan	125	63	62	102
Bagulin	83	34	49	69
Balaoan	92	50	42	119
Bangar	17	9	8	113
Bauang	35	13	22	59
Burgos	15	8	7	114
Caba	21	13	8	163
Luna	4	1	3	0
Naguilian	134	69	65	106
Pugo	8	4	4	100
Rosario	76	42	34	124
City Of San Fernando	1,047	538	509	106
San Gabriel	24	10	14	71
San Juan	18	8	10	80
Santo Tomas	39	24	15	160
Santol	20	6	14	43
Sudipen	9	6	3	200
Tubao	23	12	11	109

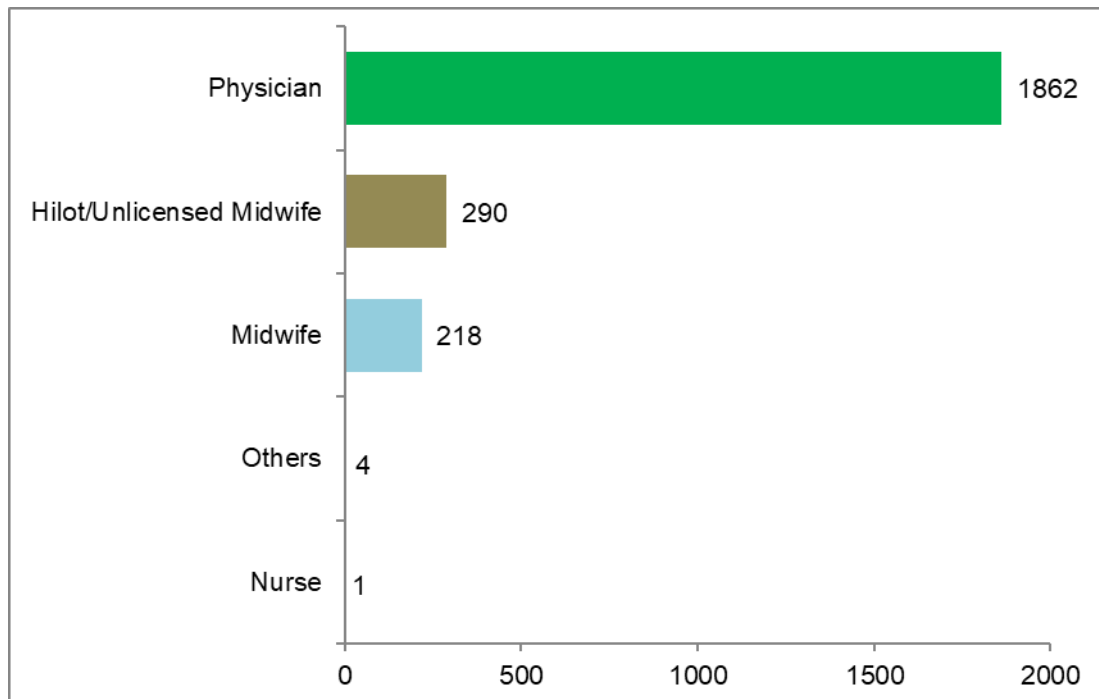
SOURCE: Preliminary results from the Decentralized Vital Statistics System 2011

In La Union, males (1,189) were almost equal to females (1,186) in terms of registered live births in 1st quarter 2021 resulting to a sex ratio of 100.

Eleven city/municipalities have exceeded the sex ratio of the provincial ratio. The highest sex ratio of 200 was recorded in the municipality of Sudipen. This means that there were 200 male births for every 100 female births. This was followed by Caba with a sex ratio of 163, Santo Tomas with 160, Rosario with 124 and Balaoan with 119.




REPUBLIC OF THE PHILIPPINES
PHILIPPINE STATISTICS AUTHORITY
LA UNION



**FIGURE 3. Number of Registered Live Births by Attendant at Birth
La Union: 1st Quarter 2021**

There were 2,081 registered live births or 87.62 percent of the total registered births in the province in 1st quarter 2021 attended by medical practitioners which may either be a physician, a nurse or a midwife (licensed). On the other hand, there were 294 births or 12.38 percent of the total registered births in the province within the 1st quarter of 2021 attended by traditional birth attendants and other birth attendants.


DANITES E. TENIDO PhD
Chief Statistical Specialist

Explanatory Notes

Data on births presented in this release were obtained from the Certificate of Birth (Municipal Form No. 102) registered at the Office of the City/Municipal Civil Registrars in La Union and forwarded to the Philippine Statistics Authority La Union Provincial Statistical Office. Information presented include births registered from January to March of 2020 and 2021.