



# SPECIAL RELEASE

## Marriage Statistics La Union: 2<sup>nd</sup> Quarter 2021

Date of Release: **31 August 2021**

Reference No. 2021-48



There were 903 marriages registered in La Union in 2<sup>nd</sup> quarter 2021. This shows an abrupt increase of 482.58 percent from 155 marriages in the same period last year. (Table 1)

**Table 1. Number and Daily Average of Registered Marriages by Month  
La Union: 2<sup>nd</sup> Quarter 2020 and 2<sup>nd</sup> Quarter 2021**

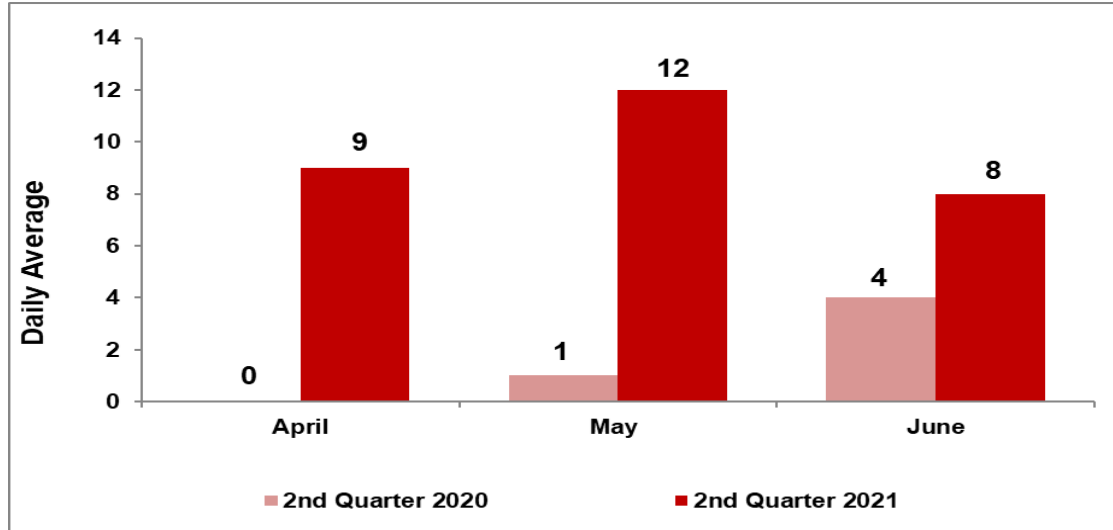
Month of Registration	Number		Daily Average	
	2 <sup>nd</sup> Quarter		2 <sup>nd</sup> Quarter	
	2021	2020	2021	2020
La Union	903	155	10	2
April	281	10	9	0
May	382	26	12	1
June	240	119	8	4

Source: Philippine Statistics Authority, Preliminary Results from the Decentralized Vital Statistics System 2011

The month of May was the most preferred month to tie the knot in 2<sup>nd</sup> quarter 2021 with a total of 382 registered marriages. This corresponds to a daily average of 12 registered marriages. Moreover, this surpassed the provincial daily average number of 10 registered marriages in 2<sup>nd</sup> quarter 2021. (Figure 1)

Meanwhile, the month of June recorded the highest number of registered marriages in the same quarter a year ago with 119 registered marriages which corresponds to a daily average of 4 marriage occurrences. (Figure 1)

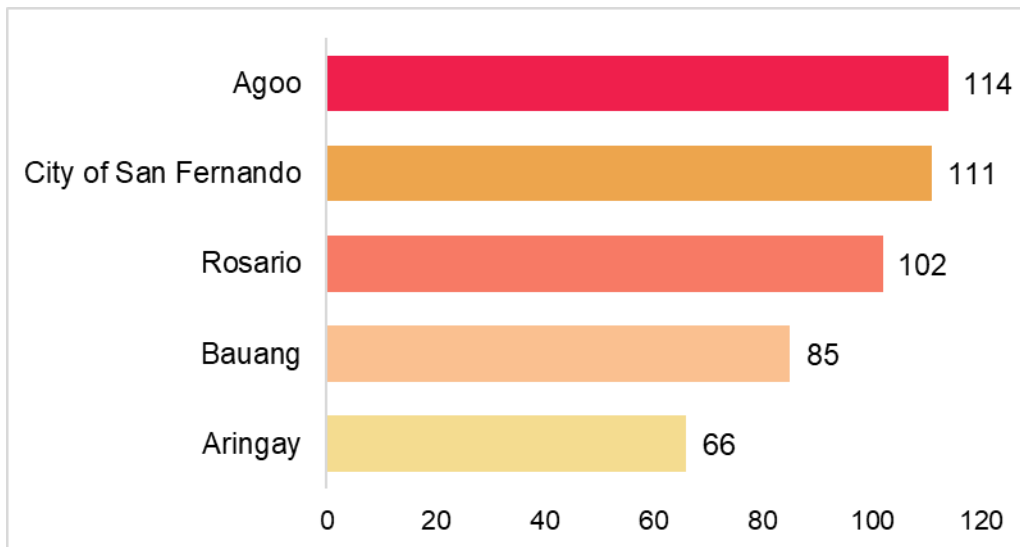
**Figure 1. Daily Average of Registered Marriages by Month  
La Union: 2<sup>nd</sup> Quarter, 2020 and 2021**



Source: Philippine Statistics Authority, Preliminary Results from the Decentralized Vital Statistics System 2011

The least daily average number of marriage occurrences in 2<sup>nd</sup> quarter 2021 was recorded in June with eight marriage occurrences per day.

**Figure 2. Top Five City/Municipalities in Terms of Number  
of Registered Marriages, La Union: 2<sup>nd</sup> Quarter 2021**



Source: Philippine Statistics Authority, Preliminary Results from the Decentralized Vital Statistics System 2011

In 2<sup>nd</sup> quarter 2021, the municipality of Agoo recorded the highest number of registered marriages in La Union with 114 marriages or 12.62 percent of the total registered



REPUBLIC OF THE PHILIPPINES  
**PHILIPPINE STATISTICS AUTHORITY**  
 LA UNION

marriages in the province. It was followed by the lone City of San Fernando with 111 marriages (12.29 percent share), Rosario with 102 marriages (11.30 percent share), Bauang with 85 marriages (9.41 percent share) and Aringay with 66 marriages (7.31 percent share). (Figure 2)

**Table 2. Number and Daily Average of Registered Marriages by Month  
 La Union: 2<sup>nd</sup> Quarter 2020 and 2<sup>nd</sup> Quarter 2021**

City/Municipality	Number		Percent	
	2 <sup>nd</sup> Quarter		2 <sup>nd</sup> Quarter	
	2021	2020	2021	2020
LA UNION	903	155	100.00	100.00
Agoo	114	5	12.62	3.23
Aringay	66	7	7.31	4.52
Bacnotan	38	3	4.21	1.94
Bagulin	23	1	2.55	0.65
Balaoan	22	5	2.44	3.23
Bangar	27	0	2.99	0.00
Bauang	85	23	9.41	14.84
Burgos	9	0	1.00	0.00
Caba	26	3	2.88	1.94
Luna	40	14	4.43	9.03
Naguilian	34	12	3.77	7.74
Pugo	38	1	4.21	0.65
Rosario	102	7	11.30	4.52
City of San Fernando	111	28	12.29	18.06
San Gabriel	29	2	3.21	1.29
San Juan	42	8	4.65	5.16
Santo Tomas	32	11	3.54	7.10
Santol	21	12	2.33	7.74
Sudipen	19	4	2.10	2.58
Tubao	25	9	2.77	5.81

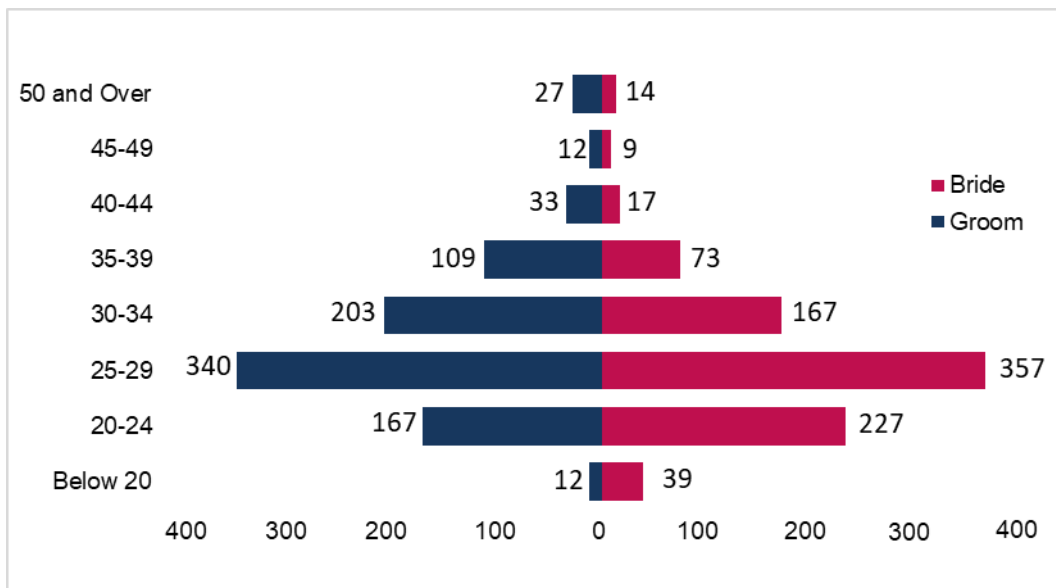
*Source: Philippine Statistics Authority, Preliminary Results from the Decentralized Vital Statistics System 2011*

In the same quarter a year ago, the City of San Fernando topped the list with 28 registered marriages or 18.06 percent of the total registered marriages in the province. It was followed by Bauang with 23 marriages (14.84 percent share) and Luna with 14 marriages (9.03 percent share). (Table 2)



The least number of registered marriages in 2<sup>nd</sup> quarter 2021 was recorded in the municipality of Burgos with 9 marriages (1.00 percent share). Meanwhile, the municipalities of Bangar and Burgos have no registered marriages in 2<sup>nd</sup> quarter 2020.

**Figure 3. Number of Registered Marriages by Age Group of Groom and Bride  
 La Union: 2<sup>nd</sup> Quarter, 2021**

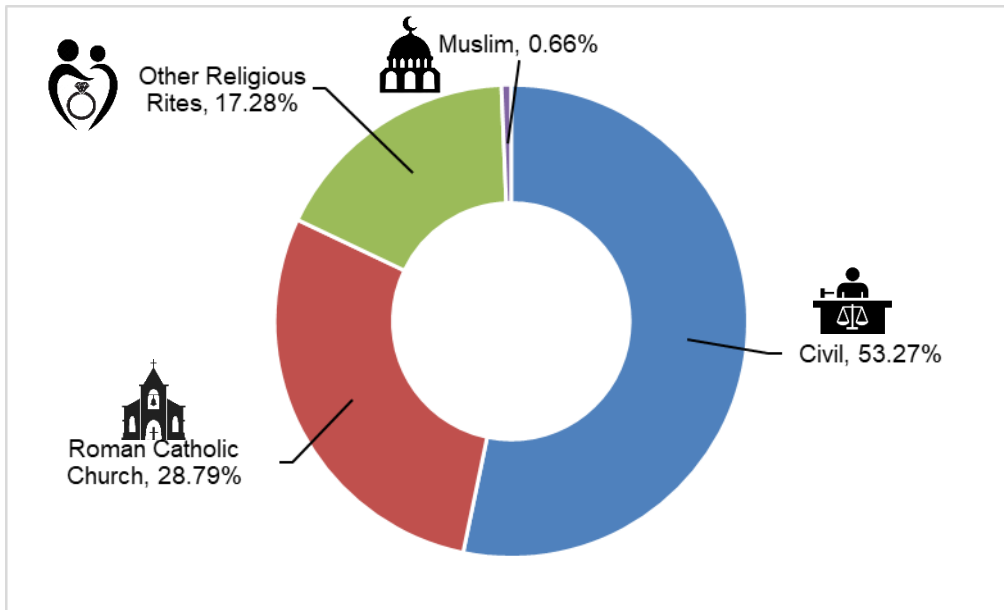


Source: Philippine Statistics Authority, Preliminary Results from the Decentralized Vital Statistics System 2011

The biggest proportion of grooms who got married in 2<sup>nd</sup> quarter 2021 belonged to the age group 25 to 29 with 340 grooms. Similarly, the biggest proportion of brides also belonged to age group of 25 to 29 with 357. (Figure 3)


On the contrary, the least proportion of grooms who got married in 2<sup>nd</sup> quarter 2021 were recorded both in age group 45 to 49 and age group under the below 20 with 12 grooms. Meanwhile, the least proportion of brides belonged to the age group 45 to 49 with nine brides. (Figure 3)

**Figure 4. Percent Distribution of Registered Marriages by Type of Ceremony, La Union: 2<sup>nd</sup> Quarter 2021**



Source: Philippine Statistics Authority, Preliminary Results from the Decentralized Vital Statistics System 2011

In 2<sup>nd</sup> quarter 2021 in La Union, marriages performed through civil rites ranked first with 481 marriages (53.27 percent share). Marriage ceremonies solemnized by Roman Catholic Churches ranked second with 260 or 28.79 percent of the total marriages in the province followed by marriages solemnized by other religious rites with 156 (17.28 percent share). On the other end, there were six marriages performed by Muslim rites (0.66 percent share) in 2<sup>nd</sup> quarter 2021.

  
**DANITES E. TENIDO, PhD**  
Chief Statistical Specialist

### **Explanatory Notes**

*Data on marriages presented in this release were obtained from the Certificate of Marriage (Municipal Form No. 97) registered at the Office of the City/Municipal Civil Registrars in La Union and forwarded to the Philippine Statistics Authority - La Union Provincial Statistical Office. Information presented includes marriages registered from April to June of 2020 and 2021.*