

SPECIAL RELEASE

Birth Statistics

La Union: 2nd Quarter 2021

Date of Release: 30 August 2021

Reference No. 2021-46



The number of registered live births in La Union in 2nd quarter 2021 totaled to 2,413. This figure is lower by 6.58 percent compared with the 2,583 registered live births in the same period of 2020. In 2nd quarter 2021, the daily average birth occurrence in the province was computed at 27 births. (Table 1)

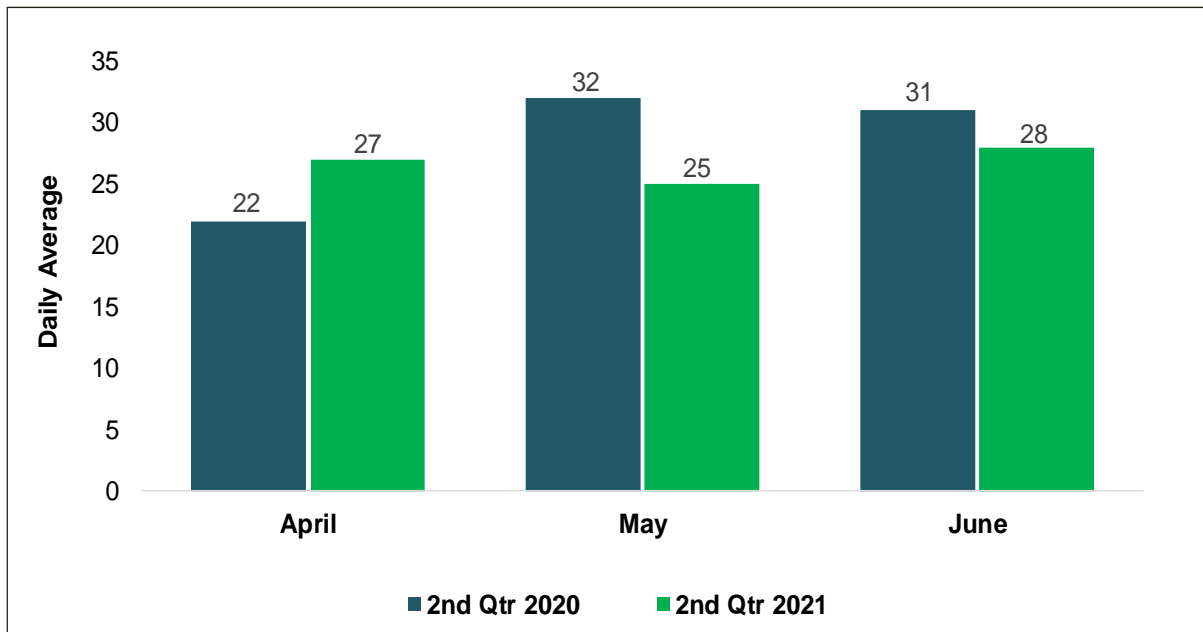
**TABLE 1. Number and Daily Average of Registered Live Births by Month
La Union: 2nd Quarter 2020 and 2nd Quarter 2021**

Month of Registration	Number 2 nd Quarter		Daily Average 2 nd Quarter	
	2021	2020	2021	2020
La Union	2,413	2,583	27	28
April	807	664	27	22
May	770	998	25	32
June	836	921	28	31

Source: Philippine Statistics Authority, Preliminary Results from the Decentralized Vital Statistics System 2011

In 2nd quarter 2021, the month of June recorded the highest daily average births with 28 babies while the month of May registered the lowest daily average births with 25 babies. Meanwhile, in the same quarter a year ago, the highest daily average births were posted in May with 32 babies while the lowest daily average births were recorded in April with 22 babies. (Figure 1)

**FIGURE 1. Daily Average of Registered Live Births by Month
La Union: 2nd Quarter 2020 and 2nd Quarter 2021**

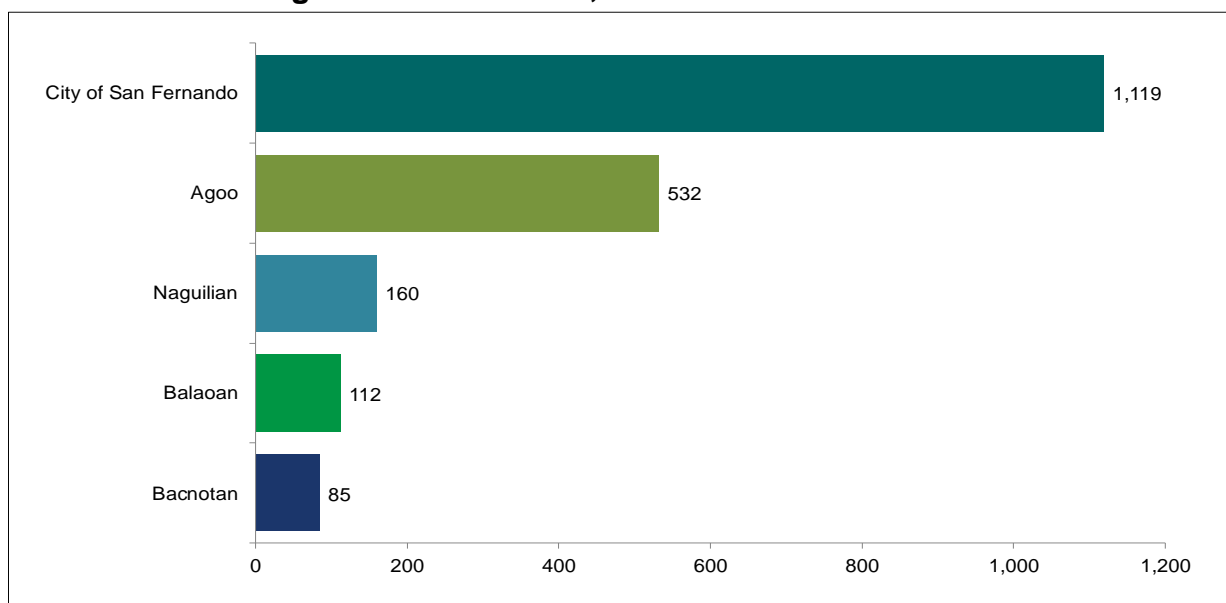


Source: Philippine Statistics Authority, Preliminary Results from the Decentralized Vital Statistics System 2011

Among the city/municipalities in La Union, the City of San Fernando registered the highest number of live births with 1,119 accounting to 46.37 percent or nearly half of the total number of registered live births in the province in 2nd quarter 2021. It was distantly followed by Agoo with 532 births (22.05 percent share), Naguilian with 160 births (6.63 percent share), Balaoan with 112 births (4.64 percent share), and Bacnotan with 85 births (3.52 percent share). (Figure 2)

In 2nd quarter 2020, the City of San Fernando also posted the highest number of registered live births with 1,337, that is more than half (51.76 percent share) of the total registered live births in the province. It was distantly followed by Agoo with 537 births (20.79 percent share), Bacnotan with 173 births (6.70 percent share), Naguilian with 171 births (6.62 percent share), and Rosario with 84 births (3.25 percent share). (Table 2)

FIGURE 2. Top Five City/Municipalities in Terms of Number of Registered Live Births, La Union: 2nd Quarter 2021



Source: Philippine Statistics Authority, Preliminary Results from the Decentralized Vital Statistics System 2011

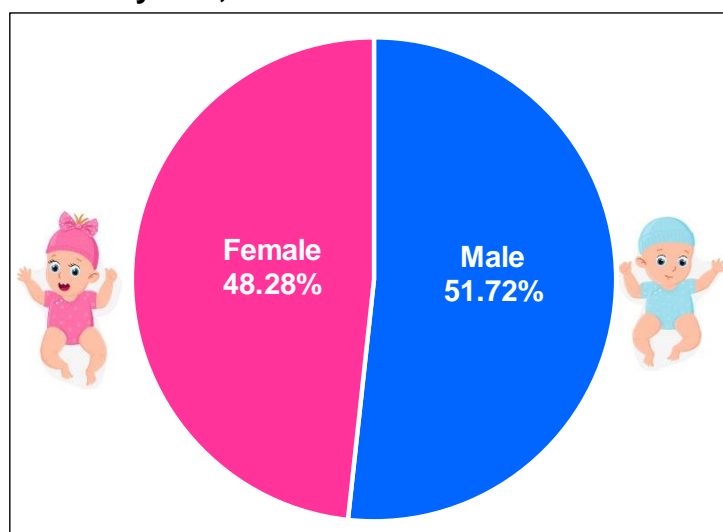
On the other hand, Luna had the lowest number of registered live births both in 2nd quarter 2020 and 2nd quarter 2021 with 2 births (0.08 percent share) and 5 births (0.21 percent share), respectively.

TABLE 2. Number and Percent Distribution of Registered Live Births by City/Municipality, La Union: 2nd Quarter, 2020 and 2021

City/Municipality	Number		Percent	
	2 nd Quarter		2 nd Quarter	
	2021	2020	2021	2020
LA UNION	2,413	2,583	100.0	100.0
Agoo	532	537	22.05	20.79
Aringay	36	14	1.49	0.54
Bacnotan	85	173	3.52	6.70
Bagulin	64	5	2.65	0.19
Balaoan	112	52	4.64	2.01
Bangar	19	22	0.79	0.85
Bauang	31	50	1.28	1.94
Burgos	7	4	0.29	0.15
Caba	28	25	1.16	0.97
Luna	5	2	0.21	0.08
Naguilian	160	171	6.63	6.62
Pugo	9	12	0.37	0.46
Rosario	74	84	3.07	3.25
City of San Fernando	1,119	1,337	46.37	51.76
San Gabriel	31	19	1.28	0.74
San Juan	9	9	0.37	0.35
Santo Tomas	38	28	1.57	1.08
Santol	26	10	1.08	0.39
Sudipen	7	5	0.29	0.19
Tubao	21	24	0.87	0.93

Source: Philippine Statistics Authority, Preliminary Results from the Decentralized Vital Statistics System 2011

FIGURE 3. Percent Distribution of Registered Live Births by Sex, La Union: 2nd Quarter 2021



Source: Philippine Statistics Authority, Preliminary Results from the Decentralized Vital Statistics System 2011

In 2nd quarter 2021, more males (1,248 or 51.72%) were born than females (1,165 or 48.28 %) resulting to a sex ratio at birth of 107 males per 100 females. (Figure 3)

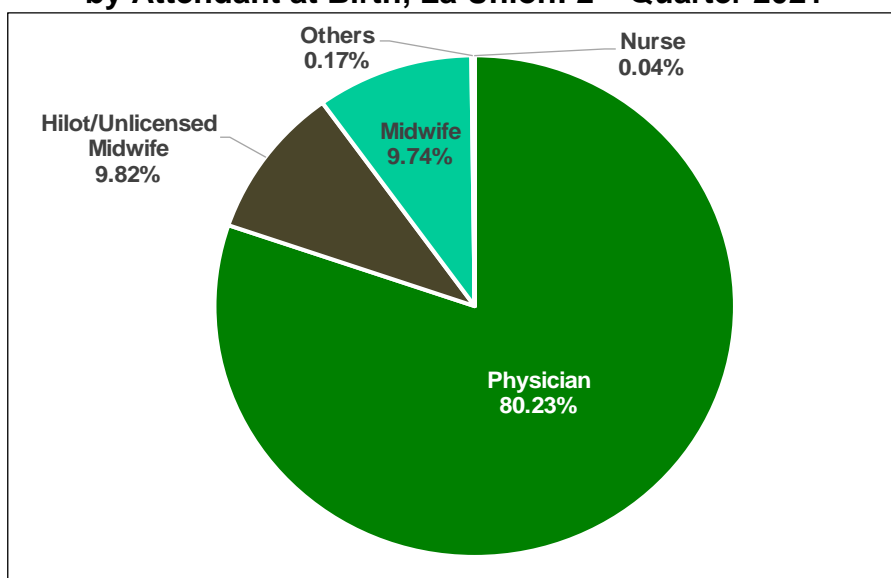
TABLE 3. Number of Registered Live Births by Sex and by City/Municipality La Union: 2nd Quarter 2021

City/Municipality	Both Sexes	Male	Female	Sex Ratio
LA UNION	2,413	1,248	1,165	107
Agoo	532	278	254	109
Aringay	36	16	20	80
Bacnotan	85	42	43	98
Bagulin	64	26	38	68
Balaoan	112	51	61	84
Bangar	19	11	8	138
Bauang	31	11	20	55
Burgos	7	4	3	133
Caba	28	15	13	115
Luna	5	3	2	0
Naguilian	160	69	91	76
Pugo	9	3	6	50
Rosario	74	41	33	124
City of San Fernando	1,119	611	508	120
San Gabriel	31	16	15	107
San Juan	9	3	6	50
Santo Tomas	38	21	17	124
Santol	26	11	15	73
Sudipen	7	4	3	133
Tubao	21	12	9	133

Source: Philippine Statistics Authority, Preliminary Results from the Decentralized Vital Statistics System 2011

Nine city/municipalities have higher sex ratio than the provincial sex ratio. The highest sex ratio of 138 was recorded in the municipality of Bangar. It was followed by the municipalities of Burgos, Sudipen and Tubao, all of which, recorded a sex ratio of 133; Santo Tomas and Rosario with the same sex ratio of 124; City of San Fernando with a sex ratio of 120; Caba with a sex ratio of 115; and Agoo with a sex ratio of 109. (Table 3)

FIGURE 4. Percent Distribution of Registered Live Births by Attendant at Birth, La Union: 2nd Quarter 2021



Source: Philippine Statistics Authority, Preliminary Results from the Decentralized Vital Statistics System 2011

Nine in ten (90.01%) birth deliveries in La Union in 2nd quarter 2021 were attended by medical professionals (physician, midwife, or nurse). Majority of births were delivered by physicians with 1,936 (80.23%) followed by midwives with 235 (9.74%) and nurse with one birth delivery (0.04%). (Figure 4)

On the other hand, 237 births or 9.82 percent of the total delivered births in the province in 2nd quarter 2021 were delivered by a hilot/traditional birth attendant. Meanwhile, there were four births (0.17%) delivered by other birth attendants.

DANITES E. TEÑIDO, Ph.D.
Chief Statistical Specialist

Explanatory Notes

Data on births presented in this release were obtained from the Certificate of Birth (Municipal Form No. 102) registered at the Office of the City/Municipal Civil Registrars in La Union and forwarded to the Philippine Statistics Authority - La Union Provincial Statistical Office. Information presented include births registered from April to June of 2020 and 2021.

