



SPECIAL RELEASE

Ilocos Region's Municipal Fisheries Production in 4th Quarter 2021

Date of Release: _____

Reference No. 2022-____

Municipal fisheries production increased by 7.40 percent

Municipal fisheries production in Ilocos Region recorded 8,963.73 metric tons output in the 4th quarter 2021. This is 7.40 percent higher than the 8,346.22 metric tons produced in 4th quarter 2020. All the provinces, except Pangasinan, posted higher output. La Union had the highest increment in the volume production with a growth rate of 28.71 percent. On the other hand, the municipal fisheries production of Pangasinan declined by 3.57 percent.

**Table 1. Municipal Fisheries Production by Province, Ilocos Region
4th Quarter 2020 and 4th Quarter 2021**

Region/Province	Production (In Metric Tons)		Growth Rate (%)
	4 th Quarter 2021	4 th Quarter 2020	
Ilocos Region	8,963.73	8,346.22	7.40
Ilocos Norte	1,577.20	1,495.91	5.43
Ilocos Sur	1,299.01	1,100.68	18.02
La Union	2,166.14	1,682.94	28.71
Pangasinan	3,921.38	4,066.69	(3.57)

Source: Philippine Statistics Authority, 4th Quarter 2021 Fisheries Production Survey

By fishing ground classification, marine municipal fisheries production lifted the subsector's performance and posted 8.85 percent increment from 7,499.80 metric tons in 4th quarter 2020. In contrast, the inland fisheries production declined by 5.47 percent from 846.42 metric tons in 4th quarter 2020 to 800.16 metric tons in the same quarter of 2021.




Table 2. Municipal Fisheries Production by Subsector and Province, Ilocos Region: 4th Quarter 2021

Subsector	Volume of Production In Metric Tons)		Growth Rate (%)
	4 th Quarter 2021	4 th Quarter 2020	
Municipal Fisheries	8,963.73	8,346.22	7.40
Marine Municipal	8,163.57	7,499.80	8.85
Ilocos Norte	1,517.41	1,461.29	3.84
Ilocos Sur	1,060.57	831.87	27.49
La Union	1,990.60	1,398.55	42.33
Pangasinan	3,594.99	3,808.09	(5.60)
Inland Municipal	800.16	846.42	(5.47)
Ilocos Norte	59.79	34.62	72.70
Ilocos Sur	238.44	268.81	(11.30)
La Union	175.54	284.39	(38.27)
Pangasinan	326.39	258.60	26.21

Source: Philippine Statistics Authority, 4th Quarter 2021 Fisheries Production Survey

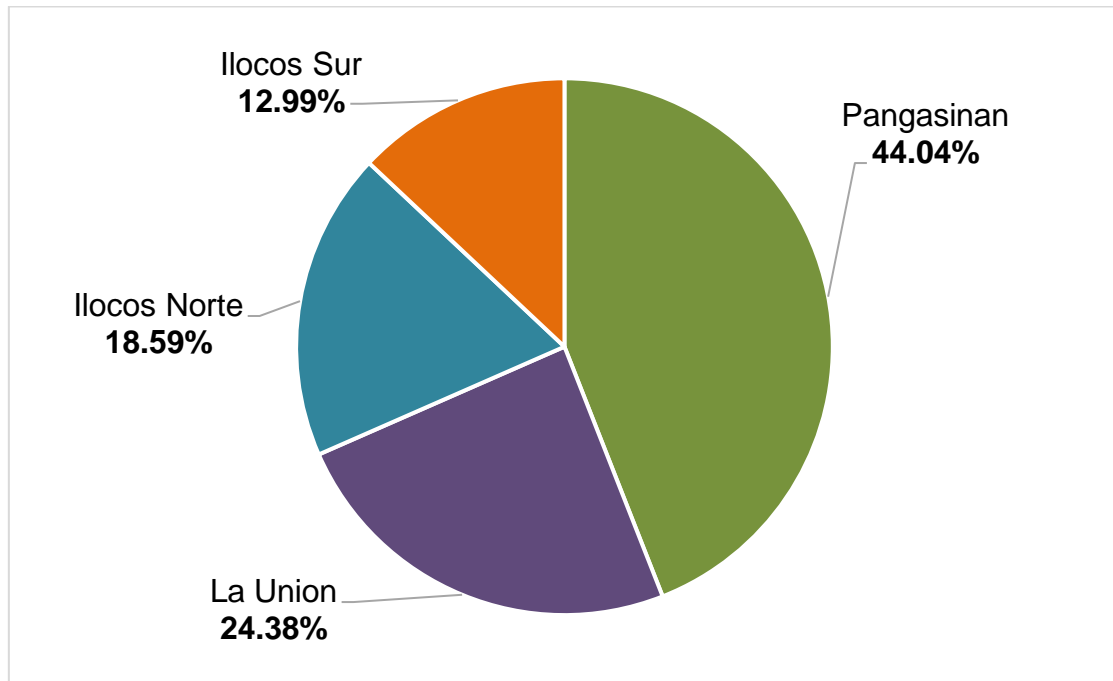
Marine Municipal

Marine municipal fisheries production in the region registered 8,163.57 metric tons. The said output contributed 91.07 percent of the total municipal fisheries production in 4th quarter 2021.

By provincial share, Pangasinan contributed 3,594.99 metric tons, equivalent to 44.04 percent to the region's marine municipal production. La Union followed with a production of 1,990.60 metric tons or 24.38 percent, Ilocos Norte with 1,517.41 metric tons equivalent to 18.59 percent, and Ilocos Sur by 1,060.57 metric tons or 12.99 percent of the total marine municipal production of the region.

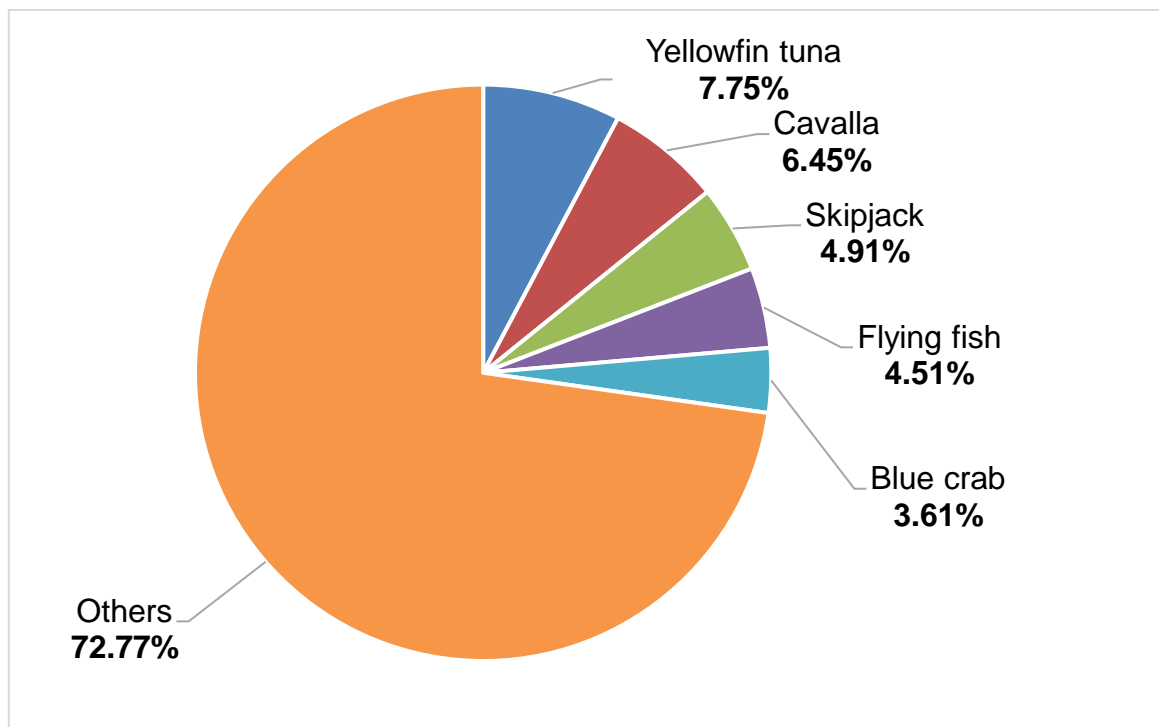
The top five dominant catch in marine municipal fisheries of Ilocos Region were yellowfin tuna, cavalla, skipjack, flying fish, and blue crab.

Figure 1. Percentage Distribution of Marine Municipal Fisheries Production by Province, Ilocos Region: 4th Quarter 2021



Source: Philippine Statistics Authority, 4th Quarter 2021 Fisheries Production Survey

Figure 2. Top Five Marine Municipal Fisheries Production Ilocos Region: 4th Quarter 2021



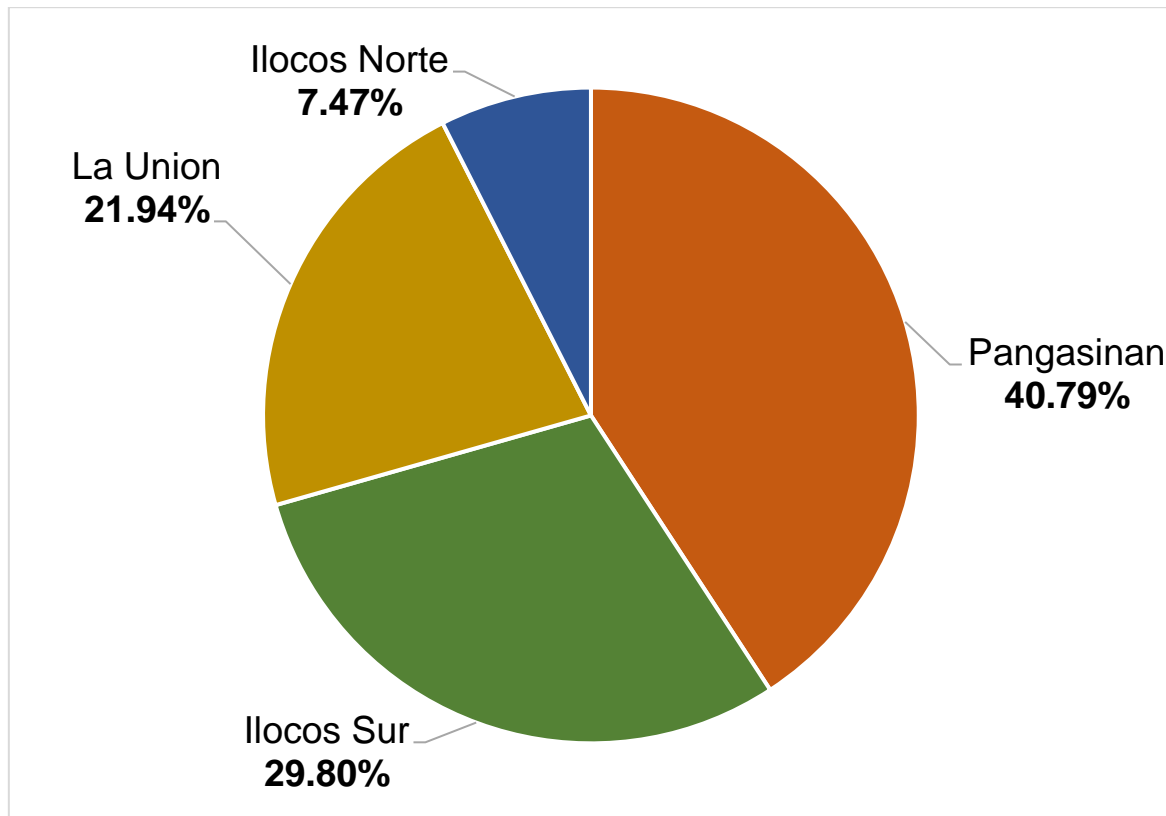
Source: Philippine Statistics Authority, 4th Quarter 2021 Fisheries Production Survey

Inland Municipal Fisheries

Inland municipal fisheries production in the region registered an output of 800.16 metric tons with 8.93 percent share to the total municipal fisheries production in 4th quarter 2021.

Pangasinan, with 326.39 metric tons output accounted 40.79 percent of the total volume of inland municipal fisheries production. Ilocos Sur followed with 238.44 metric tons or 29.80 percent share. Meanwhile, La Union and Ilocos Norte shared 21.94 percent and 7.47 percent, respectively.

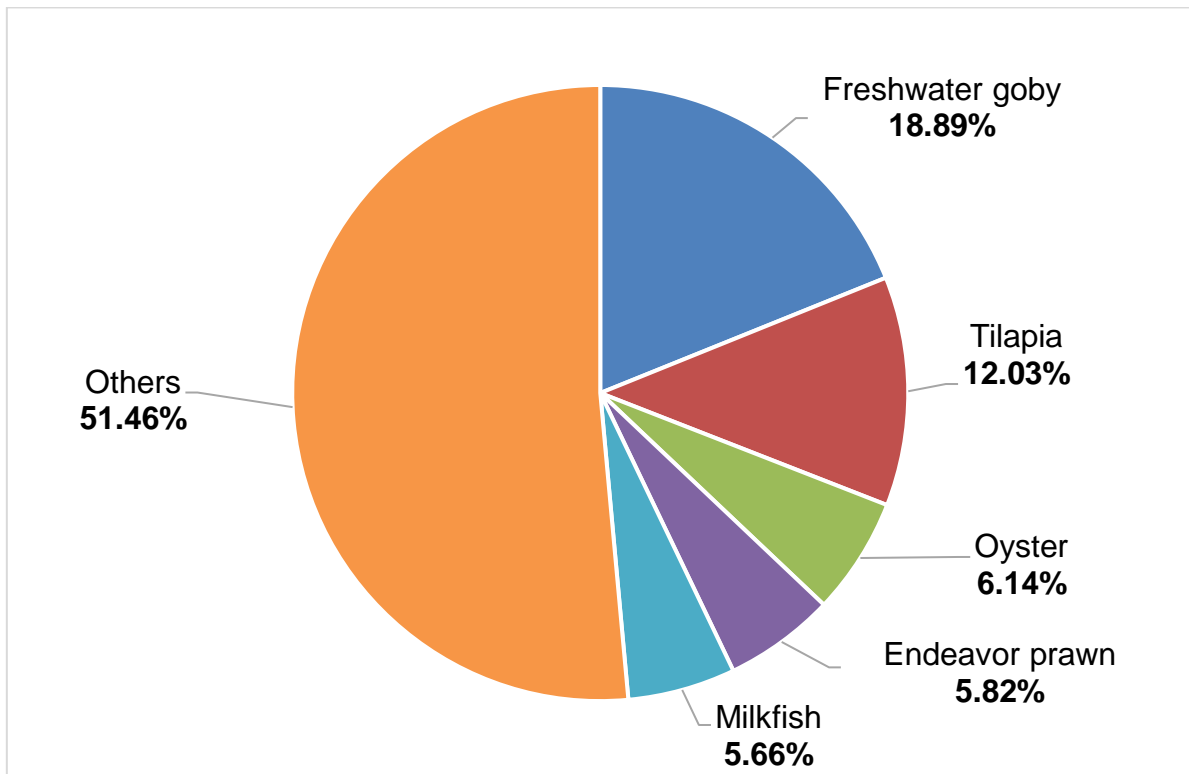
Figure 3. Percentage Distribution of Inland Municipal Fisheries Production by Province, Ilocos Region: 4th Quarter 2021



Source: Philippine Statistics Authority, 4th Quarter 2021 Fisheries Production Survey

The top five dominant catch in inland municipal fisheries of Ilocos Region were Freshwater goby, tilapia, oyster, endeavor prawn, and milkfish.

Figure 4. Top Five Inland Municipal Fisheries Production Ilocos Region: 4th Quarter 2021



Source: Philippine Statistics Authority, 4th Quarter 2021 Fisheries Production Survey

TECHNICAL NOTES

The Fisheries Production Survey of the Philippine Statistics Authority (PSA) is divided into four major fisheries surveys. These are the Quarterly Commercial Fisheries Survey (QCFS), Quarterly Municipal Fisheries Survey (QMFS), Quarterly Inland Fisheries Survey (QIFS) and Quarterly Aquaculture Survey (QAqS). The fisheries sector is composed of the three (3) subsectors, namely commercial, municipal fisheries, and aquaculture. The commercial and municipal fisheries surveys aim to provide quarterly data on volume and value of fish production by species, by region, and by province. The aquaculture survey is intended to generate quarterly data on volume and value of cultured species by environment, by type of aquafarm, by region, and by province.

Concepts and Definitions:

Fisheries – all activities relating to the act or business of fishing, culturing, preserving, processing, marketing, developing, conserving and managing aquatic resources and the fishery areas including the privilege to fish or take aquatic resources thereof (RA 8550).

Fisheries Sector – the sector engaged in the production, growing, harvesting, processing, marketing, developing, conserving and managing aquatic resources and fishing areas.

Fishing Grounds – areas in any body of water where fish and other aquatic resources congregate and become the target of capture.

Inland Municipal Fishing – the catching of fish, crustaceans, mollusks and all other aquatic animals and plants in inland water like lakes, rivers, dams, marshes, etc. using simple gears and fishing boats some of which are non-motorized with a capacity of three gross tons or less; or fishing not requiring the use of fishing boats.

Landing Center – a place where the fish catch and other aquatic products are unloaded and traded.

Municipal Fishing – covers fishing operation carried out with or without the use of a boat weighing three gross tons or less.

ATTY. SHEILA O. DE GUZMAN

Regional Director, RSSO I


JYY/TBO/RKT