



# PRESS RELEASE

## Household Population, Number of Households, and Average Household Size of Tubao, La Union (2020 Census of Population and Housing)

**Date of Release: 12 August 2022**

Reference No. 2022-62

### Household population comprises 99.89 percent of the total population

- As of 01 May 2020, Tubao, La Union had a total population of 31,763 persons. Of this total, the household population comprised 99.89 percent or 31,728 persons. This is 3.0 thousand higher than the 28,729 household population in 2015, and 4.74 thousand more than the 26,993 household population posted in 2010. (Table A)
- The remaining 0.11 percent of the total population is comprised of the institutional population or those residing in collective or institutional living quarters such as hospitals, orphanages, and military camps; and of Filipinos in Philippine embassies, consulates, and missions abroad.

**TABLE A. Tubao, La Union Population Based on Various Census Years**

Census Year	Total Population	Household Population	Institutional Population, Filipinos in Philippine embassies, consulates, and missions abroad
2000	24,773	24,765	8
2010	26,993	26,993	-
2015	28,729	28,729	-
2020	31,763	31,728	35

Sources: Philippine Statistics Authority, 2000, 2010, 2020 Census of Population and Housing, 2015 Census of Population

### Number of households increased by 1.18 thousand from 6.44 thousand in 2015 to 7.62 thousand in 2020

- The total number of households in Tubao, La Union reached 7,618 in 2020. This is higher by 1.18 thousand compared with the 6,441 households in 2015 and by 1.73 thousand compared with 5,884 households in 2010. (Table B)

**TABLE B. Household Population, Number of Households, and Average Household Size, Tubao, La Union: Various Census Years**

Census Year	Household Population	Number of Households	Average Household Size
2000	24,765	4,649	5.3
2010	26,993	5,884	4.6
2015	28,729	6,441	4.5
2020	31,728	7,618	4.2

Sources: Philippine Statistics Authority, 2000, 2010, 2020 Census of Population and Housing, 2015 Census of Population



Management System  
ISO 9001:2015  
www.tuv.com  
ID 9108640991



The Fifth Bldg., Gov. Ancheta St., Brgy. IV, City of San Fernando, La Union  
TeleFax: **(072) 888-5740**  
E-mail: [psa.launion@yahoo.com](mailto:psa.launion@yahoo.com)

**One in every five households in the municipality are in Barangays Lloren, Anduyan and Amallapay.**

- Among the 18 barangays of the municipality, Lloren had the most number of households in 2020 with 856, followed by Anduyan with 497 and Amallapay with 493. These three barangays comprised 24.23 percent of the total households in the municipality. The barangay of Poblacion posted the least number of households with 212 households.

**TABLE C. Household Population, Number of Households, and Average Household Size by Barangay, Tubao, La Union: 2020**

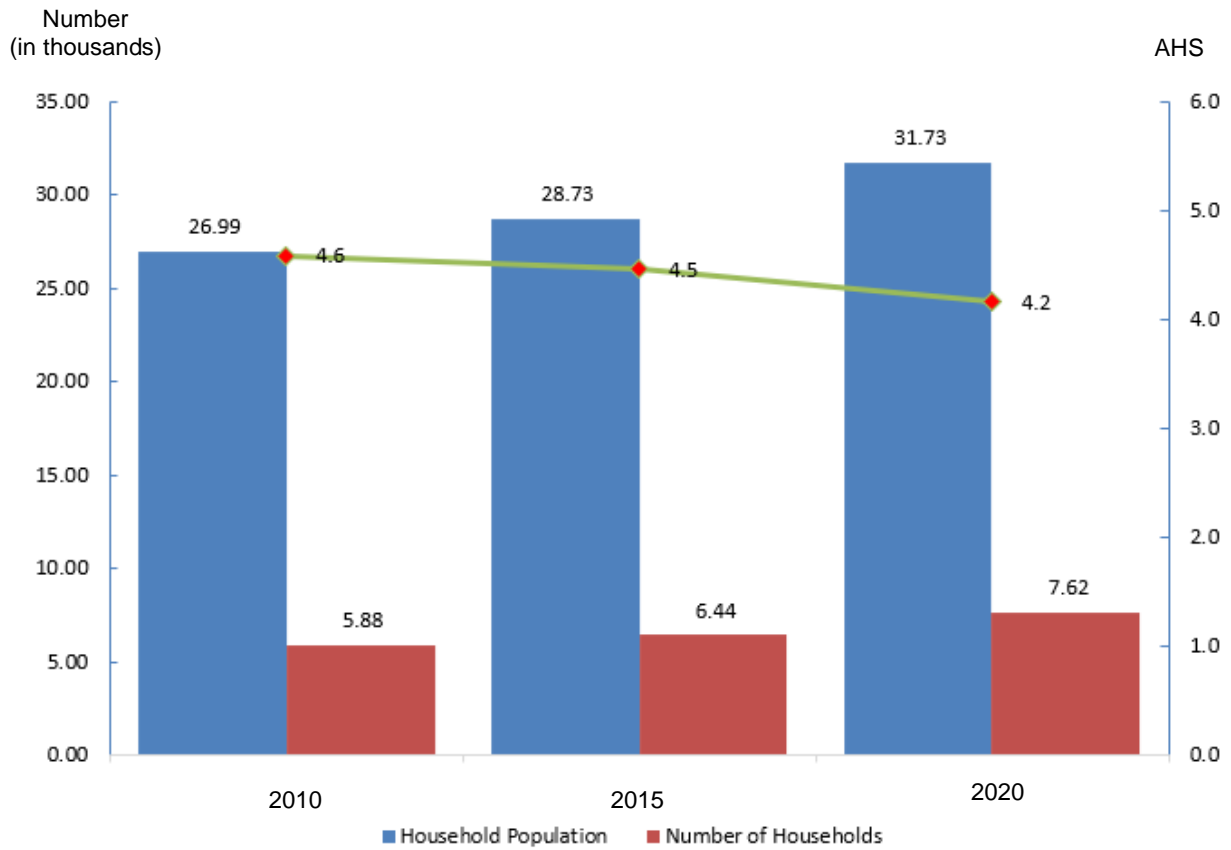
Barangay	Household Population	Number of Households	Average Household Size
<b>TUBAO</b>	<b>31,728</b>	<b>7,618</b>	<b>4.2</b>
Amallapay	2,025	493	4.1
Anduyan	2,131	497	4.3
Caoigue	1,474	341	4.3
Francia Sur	1,612	372	4.3
Francia West	1,853	451	4.1
Garcia	1,632	416	3.9
Gonzales	1,904	452	4.2
Halog East	1,148	271	4.2
Halog West	1,504	436	3.4
Leones East	1,684	416	4.0
Leones West	1,627	371	4.4
Linapew	1,536	396	3.9
Magsaysay	1,844	465	4.0
Pideg	1,670	357	4.7
Poblacion	830	212	3.9
Rizal	1,729	386	4.5
Santa Teresa	1,823	430	4.2
Lloren	3,702	856	4.3

Source: Philippine Statistics Authority, 2020 Census of Population and Housing


**Average household size declines to 4.2 persons in 2020**


- The average household size (AHS) of the municipality decreased from 4.5 persons in 2015 to 4.2 persons in 2020. In 2010, there were 4.6 persons, on average, per household. (Table C and Figure 1)
- Seven out of 18 barangays posted an AHS higher than the municipality's AHS of 4.2 persons.

**Figure 1. Household Population, Number of Households, and Average Household Size, Tubao, La Union: Various Census Years**



Sources: Philippine Statistics Authority, 2010 and 2020 Census of Population and Housing and 2015 Census of Population

  
**DANITES E. TENIDO, Ph.D.**  
 Chief Statistical Specialist

  
 /MAQ/KJGH/MMAAA