


SPECIAL RELEASE

Death Statistics Report Region I (Ilocos Region): 2nd Quarter of 2018



Date of Release: September 27, 2018
Reference No. 2018 - 26

A total of 9,020 deaths were registered during the second quarter of 2018. The figure indicated an increase of 6.7 percent death occurrences from the same period of 2017 figure of 8,453.

The province of Pangasinan ranked first in terms of the number of registered deaths during the second quarter 2018, with a total of 5,139 or 57.0 percent share of the total registered deaths in the region. La Union placed second with 1,459 registered deaths (16.2 percent share), followed by Ilocos Norte with 1,220 (13.5 percent share) and Ilocos Sur with 1,202 (13.3 percent share).

In the same quarter of 2017, Pangasinan recorded 4,858 deaths or 57.5 percent of the total registered deaths in the region. La Union registered 1,345 (15.9 percent share), Ilocos Sur with 1,182 (14.0 percent share) and Ilocos Norte with 1,068 (12.6 percent share).

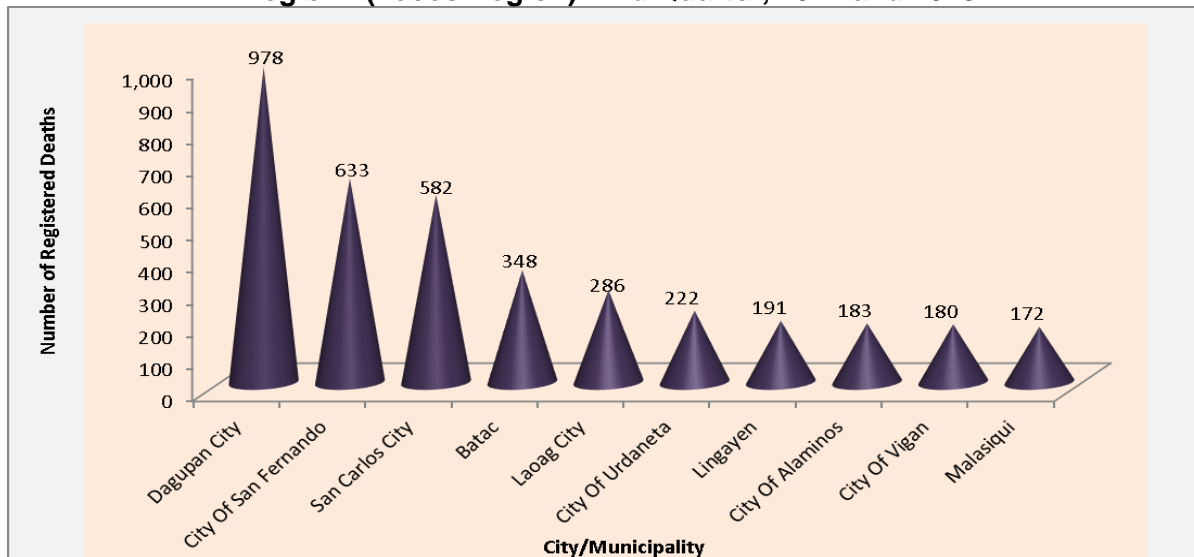
**TABLE 1. Number and Percent Distribution of Registered Deaths by Province
Region I (Ilocos Region): 2nd Quarter, 2017 and 2018**

Province	Number		Percent	
	2018	2017	2018	2017
Ilocos Region	9,020	8,453	100.0	100.0
Ilocos Norte	1,220	1,068	13.5	12.6
Ilocos Sur	1,202	1,182	13.3	14.0
La Union	1,459	1,345	16.2	15.9
Pangasinan	5,139	4,858	57.0	57.5

SOURCE: Preliminary results from Decentralized Vital Statistics System, PSA

Comparing the two periods, Ilocos Norte posted the highest percent increase at 14.2 percent from 1,068 deaths in 2017 to 1,220 deaths in 2018. Followed by La Union with 8.5 percent, Pangasinan with 5.8 percent and Ilocos Sur with 1.7 percent increase.

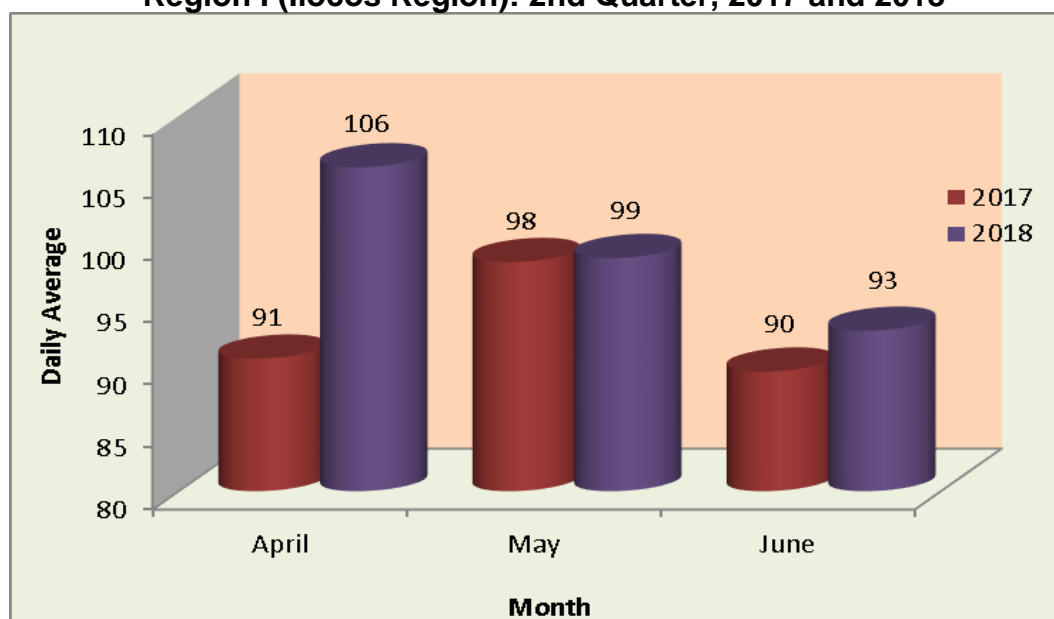
FIGURE 1. Top Ten City/Municipalities with the Highest Number of Registered Deaths Region I (Ilocos Region): 2nd Quarter, 2017 and 2018



SOURCE: Preliminary results from Decentralized Vital Statistics System, PSA

The cities of Dagupan, San Fernando, San Carlos, Batac and Laoag posted the highest number of registered deaths in the second quarter of 2018 with 978, 633, 582, 348 and 286 deaths, respectively. On the other hand, the municipalities of Carasi, Dumlalneg, Adams, Burgos and Nagbukel had the least number in terms of the number of registered deaths: Carasi with one registered death; Adams and Dumlalneg with two deaths each; Burgos with three deaths; and Nagbukel with four deaths.

FIGURE 2. Daily Average Number of Registered Deaths by Month Region I (Ilocos Region): 2nd Quarter, 2017 and 2018



SOURCE: Preliminary results from Decentralized Vital Statistics System, PSA

During the second quarter of 2018, mortality was at its peak in the month of April with total registered deaths of 3,177. This figure was more than one-third of the regional quarterly total of 9,020 death occurrences. The number of deaths in the month of April 2018 translates to an average of 106 death occurrences per day. The figure was higher than the daily average death occurrences in the region.

**TABLE 2. Number and Daily Average of Registered Deaths by Month
Region I (Ilocos Region): 2nd Quarter, 2017 and 2018**

Month of Registration	Number		Daily Average	
	2018	2017	2018	2017
Ilocos Region	9,020	8,453	99	93
April	3,177	2,718	106	91
May	3,058	3,048	99	98
June	2,785	2,687	93	90

SOURCE: Preliminary results from Decentralized Vital Statistics System, PSA

In same period a year ago, the highest number of registered deaths was in the month of May with 3,048 death occurrences, followed by the month of April with 2,718. The smallest number of registered deaths was in June with 2,687. May 2017 has the highest daily average of 98 death occurrences followed by April with a daily average of 91 death occurrences.

**TABLE 3. Number of Registered Deaths by Sex and by Province
Region I (Ilocos Region): 2nd Quarter, 2018**

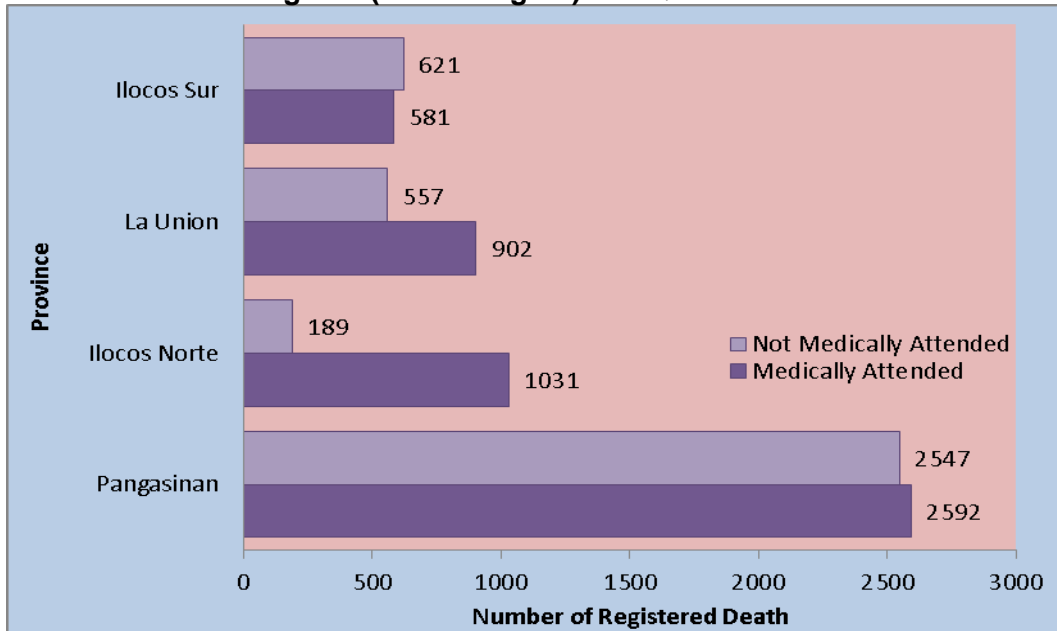
Province	Both Sexes	Male	Female	Sex Ratio
Ilocos Region	9,020	5,056	3,964	128
Ilocos Norte	1,220	693	527	131
Ilocos Sur	1,202	672	530	127
La Union	1,459	844	615	137
Pangasinan	5,139	2,847	2,292	124

SOURCE: Preliminary results from Decentralized Vital Statistics System, PSA

There were more death occurrences among males (5,056) than females (3,964) in Region I during the second quarter of 2018. The computed sex ratio during the quarter was 128 male deaths for every 100 female deaths.

There were two provinces that posted a sex ratio higher than the regional sex ratio. La Union posted the highest sex ratio with 137, Ilocos Norte ranked second with 131 and followed by Ilocos Sur with 127. The lowest computed sex ratio of 124 male deaths per 100 female deaths was noted in Pangasinan.

**FIGURE 3. Number of Registered Deaths by Type of Attendance
Region I (Ilocos Region): 2nd Quarter 2018**



SOURCE: Preliminary results from Decentralized Vital Statistics System, PSA

Out of the 9,020 registered deaths in second quarter of 2018, more than half (56.6 percent or 5,106 registered deaths) were attended by medical authorities. The remaining 43.4 percent or 3,914 registered deaths did not get medical attendance.

Ilocos Norte recorded the highest percentage of deaths attended by medical authorities with 84.5 percent of the total registered deaths in the province followed by La Union with 61.8 percent, Pangasinan with 50.4 percent and Ilocos Sur with 48.3 percent.

Explanatory Notes

Data on deaths presented in this release were obtained from the Certificate of Death (Municipal Form 103) that were registered at the Office of the City/Municipal Civil Registrars and forwarded to the Philippine Statistics Authority - Provincial Statistical Offices in Region I. Information included deaths registered in April to June 2018 and April to June 2017.

ATTY. SHEILA O. DE GUZMAN
(Chief Administrative Officer)
Officer-in-Charge



Parammata Bldg. C, Diversion Road, Sitio 5, Brgy. Biday, San Fernando City, La Union
Telephone Nos. (072) 888-2582, (072) 607-0247; Telefax No. (072) 888-4804
<http://rso01.psa.gov.ph>; Email: psa_rso_1@yahoo.com.ph