



# SPECIAL RELEASE

## Death Statistics Region I (Ilocos Region): 2017 Annual Report

**Date of Release:** May 22, 2018

Reference No. 2018 - 14

### Death Statistics

A total of 34,640 deaths in Region I were registered in 2017. The figure indicated a decrease of 2.7 percent death occurrences from the 2016 figure of 35,609.

The province of Pangasinan ranked first in terms of the number of registered deaths in 2017, with a total of 19,825 or 57.2 percent share of the total registered deaths in the region. La Union placed second with 5,518 registered deaths (15.9 percent), followed by Ilocos Sur with 4,740 (13.7 percent) and Ilocos Norte with 4,557 (13.2 percent).

A year ago, Pangasinan recorded 20,543 deaths or 57.7 percent of the total registered deaths in the region. La Union registered 5,668 (15.9 percent), Ilocos Sur with 4,875 (13.7 percent) and Ilocos Norte with 4,523 (12.7 percent).

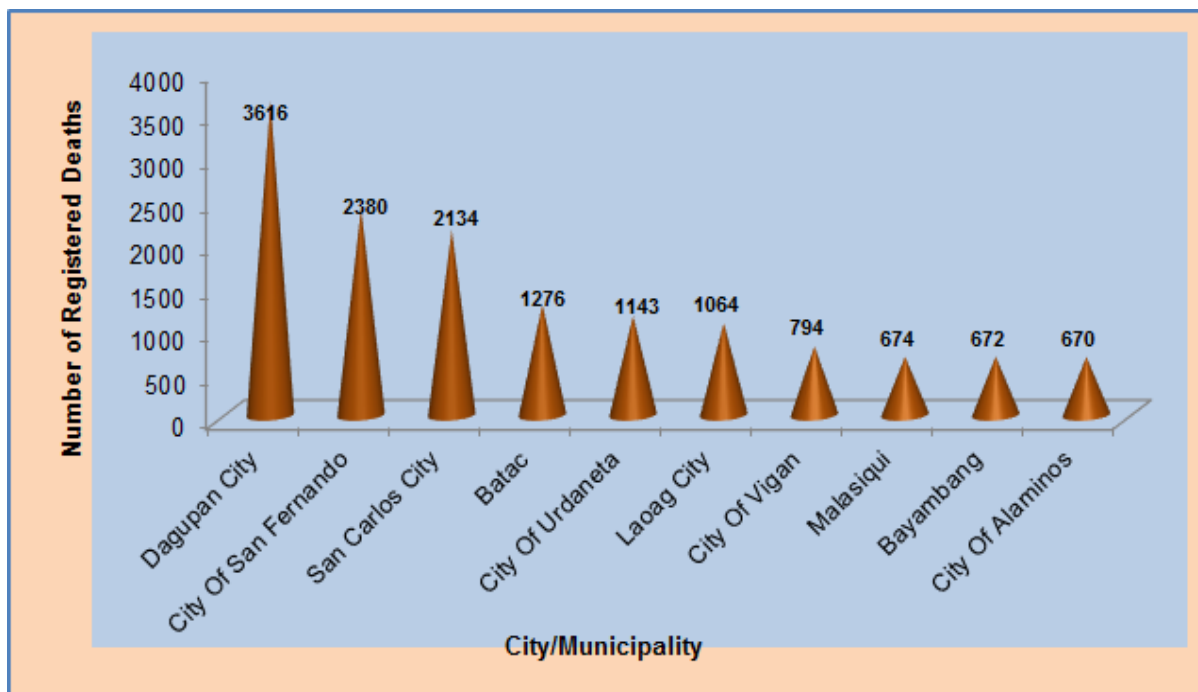
**TABLE 1. Number and Percent Distribution of Registered Deaths by Province  
Region I (Ilocos Region): 2016 and 2017**

Province	Number		Percent	
	2017	2016	2017	2016
Ilocos Region	34,640	35,609	100.0	100.0
Ilocos Norte	4,557	4,523	13.2	12.7
Ilocos Sur	4,740	4,875	13.7	13.7
La Union	5,518	5,668	15.9	15.9
Pangasinan	19,825	20,543	57.2	57.7

SOURCE: Preliminary results from Decentralized Vital Statistics System, PSA

Pangasinan reported the highest percent decrease at 3.5 percent, followed by Ilocos Sur with 2.8 percent and La Union with 2.6 percent decrease. Comparing the two periods, only Ilocos Norte posted an increase at 0.8 percent from 4,523 deaths in 2016 to 4,557 deaths in 2017.

**FIGURE 1. Top Ten City/Municipalities with the Highest Number of Registered Deaths Region I (Ilocos Region): 2016 and 2017**

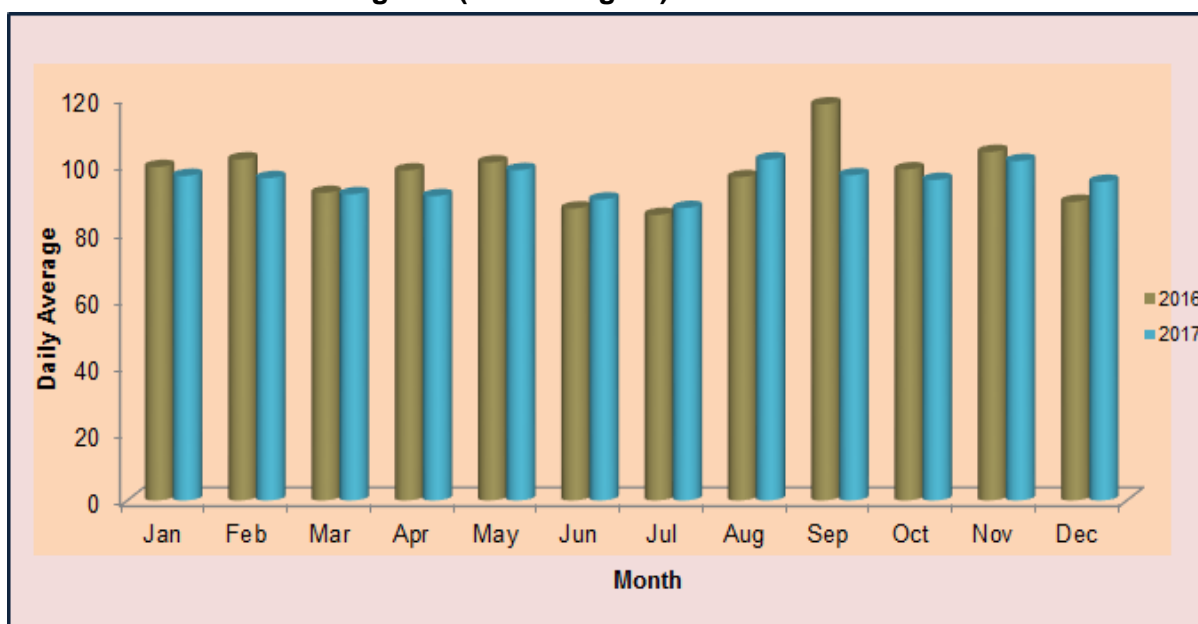


SOURCE: Preliminary results from Decentralized Vital Statistics System, PSA

In 2017, Dagupan City recorded 3,616 deaths or 10.4 percent of the total registered deaths in the region. It was followed by City of San Fernando with 2,380 registered deaths (6.9 percent), San Carlos City with 2,134 (6.2 percent), Batac with 1,276 (3.7 percent) and City of Urdaneta with 1,143 (3.3 percent).

On the other hand, the municipalities of Adams, Dumalneg, Carasi, Sigay, Nagbukel and Sugpon had the least number in terms of the number of registered deaths: Adams with eight registered deaths; Dumalneg with 10 deaths, Carasi with 12 deaths, Sigay with 13 deaths, Nagbukel with 18 deaths and Sugpon with 21 death occurrences.

**FIGURE 2. Daily Average Number of Registered Deaths by Month  
Region I (Ilocos Region): 2016 and 2017**



SOURCE: Preliminary results from Decentralized Vital Statistics System, PSA

On the average, there was a daily occurrence of 95 deaths in 2017, which was lower than the daily average number of registered deaths in 2016. Mortality was at its peak in the month of August with total registered deaths of 3,147 in 2017. The number of deaths in the month of August 2017 translates to an average of 102 death occurrences per day followed by November and May with daily average of 101 and 98 death occurrences, respectively. The least number of registered deaths was recorded in February and June both with 2,687.

**TABLE 2. Number and Daily Average of Registered Deaths by Month  
Region I (Ilocos Region): 2016 and 2017**

Month of Registration	Number		Daily Average	
	2017	2016	2017	2016
Ilocos Region	34,640	35,609	95	97
January	2,995	3,077	97	99
February	2,687	2,944	96	102
March	2,826	2,838	91	92
April	2,718	2,947	91	98
May	3,048	3,118	98	101
June	2,687	2,607	90	87
July	2,699	2,635	87	85
August	3,147	2,983	102	96
September	2,904	3,537	97	118
October	2,958	3,055	95	99
November	3,031	3,112	101	104
December	2,940	2,756	95	89

SOURCE: Preliminary results from the Decentralized Vital Statistics System, PSA

In 2016, the highest number of registered deaths was in the month of September with 3,537 death occurrences, followed by the month of May with 3,118 and November with 3,112. The smallest number of registered deaths was in June with 2,607. September 2016 has the highest daily average of 118 death occurrences followed by November with a daily average of 104 death occurrences.

**TABLE 3. Number of Registered Deaths by Sex and by Province  
Region I (Ilocos Region): 2017**

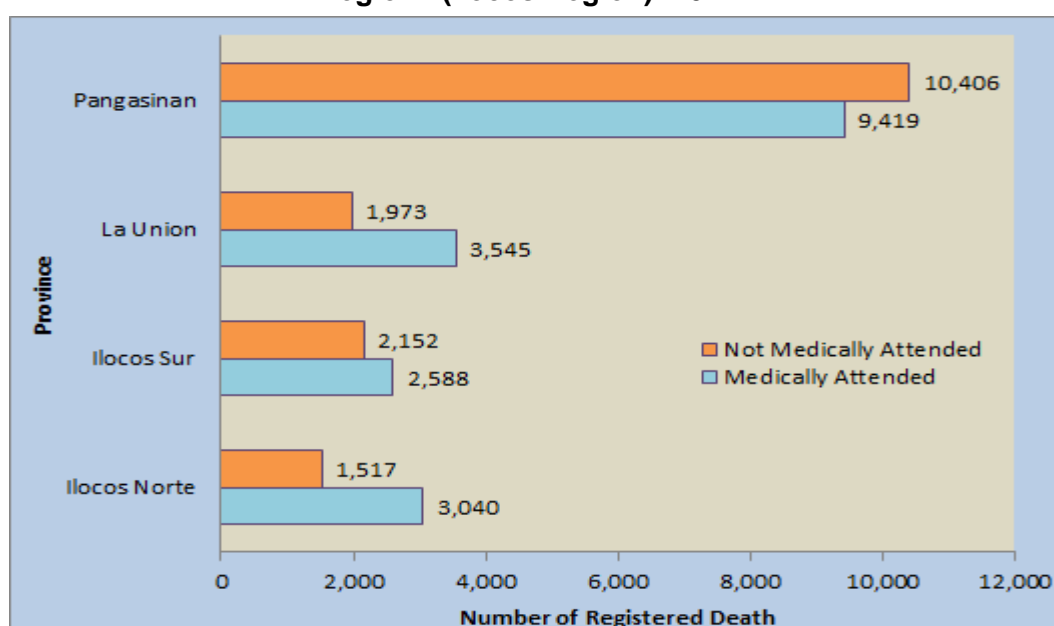
Province	Both Sexes	Male	Female	Sex Ratio
Ilocos Region	34,640	19,346	15,294	126
Ilocos Norte	4,557	2,583	1,974	131
Ilocos Sur	4,740	2,581	2,159	120
La Union	5,518	3,044	2,474	123
Pangasinan	19,825	11,138	8,687	128

SOURCE: Preliminary results from the Decentralized Vital Statistics System, PSA

There were more death occurrences among males (19,346) than females (15,294) in Region I in 2017. The computed sex ratio during the year was 126 which means that 126 male deaths for every 100 female deaths.

Ilocos Norte posted the highest sex ratio with 131, Pangasinan ranked second with 128 and followed by La Union with 123. The lowest computed sex ratio of 120 male deaths per 100 female deaths was noted in Ilocos Sur.

**FIGURE 3. Number of Registered Deaths by Type of Attendance  
Region I (Ilocos Region): 2017**



SOURCE: Preliminary results from Decentralized Vital Statistics System, PSA

Out of the 34,640 registered deaths in 2017, more than half (53.7 percent or 18,592 registered deaths) were attended by medical authorities. The remaining 46.3 percent or 16,048 registered deaths did not get medical attendance.

Ilocos Norte recorded the highest percentage of deaths attended by medical authorities with 66.7 percent of the total registered deaths in the province followed by La Union with 64.2 percent and Ilocos Sur with 54.6 percent and Pangasinan with 47.5 percent.

### ***Explanatory Notes***

*Data on deaths presented in this release were obtained from the Certificates of Death (Municipal Form 103) that were registered at the Office of the City/Municipal Civil Registrars and forwarded to the Philippine Statistics Authority - Provincial Statistical Offices in Region I. Information included deaths registered in January to December 2017 and January to December 2016.*

  
**SOCRATES L. RAMORES**  
Regional Director



Parammata Bldg. C, Diversion Road, Sitio 5, Brgy. Biday, San Fernando City, La Union  
Telephone Nos. (072) 888-2582, (072) 607-0247; Telefax No. (072) 888-4804  
<http://rso01.psa.gov.ph>; Email: [psa\\_rso\\_1@yahoo.com.ph](mailto:psa_rso_1@yahoo.com.ph)