

# SPECIAL RELEASE

## Birth Statistics Report Region I (Ilocos Region): 2nd Quarter of 2018



**Date of Release:** September 27, 2018  
**Reference No.** 2018 -

The number of registered live births in Region I (Ilocos Region) during the second quarter of 2018 summed up to 22,668, a slight decrease of 1.5 percent compared to 23,007 births on the same period of 2017. The daily average birth occurrence during the second quarter of 2018 was computed at 249 births or an average of 10 babies born per hour. The month of April 2018 was observed to have the highest average daily births at 254 babies. While in second quarter of 2017, the month of May registered the highest daily average birth with 272 babies.

**TABLE 1. Number and Daily Average of Registered Live Births  
Region I (Ilocos Region): 2nd Quarter, 2017 and 2018**

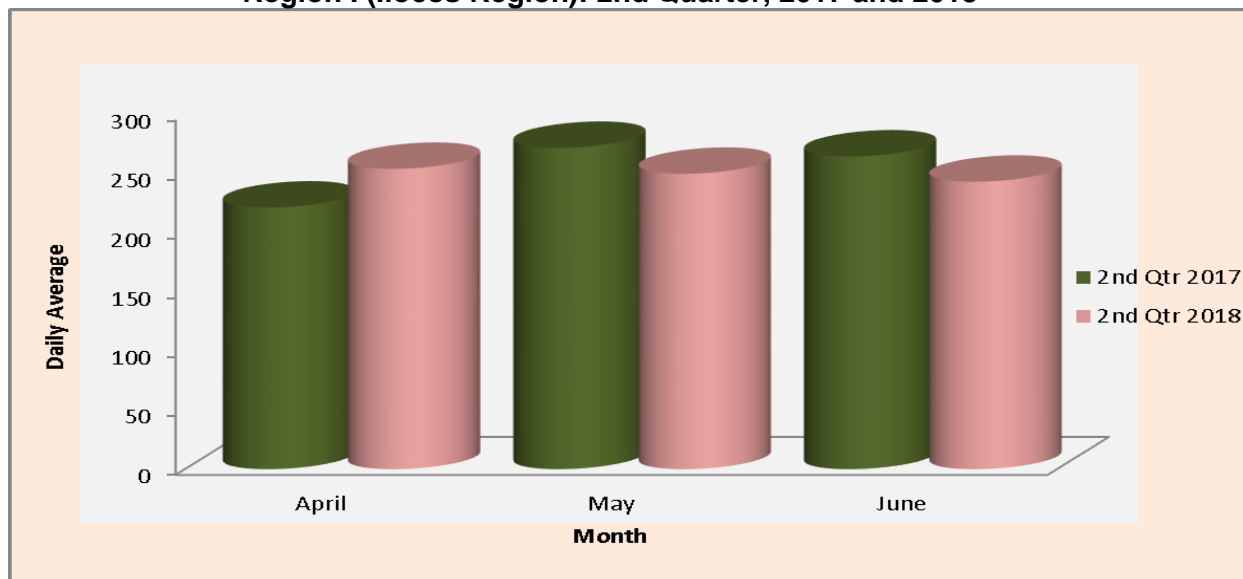
Month of Registration	2nd Qtr			
	Number		Daily Average	
	2018	2017	2018	2017
Ilocos Region	22,668	23,007	249	253
April	7,623	6,641	254	221
May	7,748	8,428	250	272
June	7,297	7,938	243	265

*SOURCE: Preliminary results from the Decentralized Vital Statistics System 2011*

The highest number of registered live births during the second quarter of 2017 and 2018 was recorded in the month of May. The percent share of the total births in May to the quarterly totals were 36.6 percent in 2017 and 34.2 percent in 2018.

In the second quarter of 2018, the month of June was observed to have the least number of registered live births at 7,297. While in the same period a year ago, April posted the lowest number of registered live births at 6,641.

**FIGURE 1. Daily Average Number of Registered Live Births by Month  
Region I (Ilocos Region): 2nd Quarter, 2017 and 2018**



SOURCE: Preliminary results from Decentralized Vital Statistics System 2011

**TABLE 2. Number and Percent Distribution of Registered  
Live Births by Province, Region I: 2nd Quarter, 2017 and 2018**

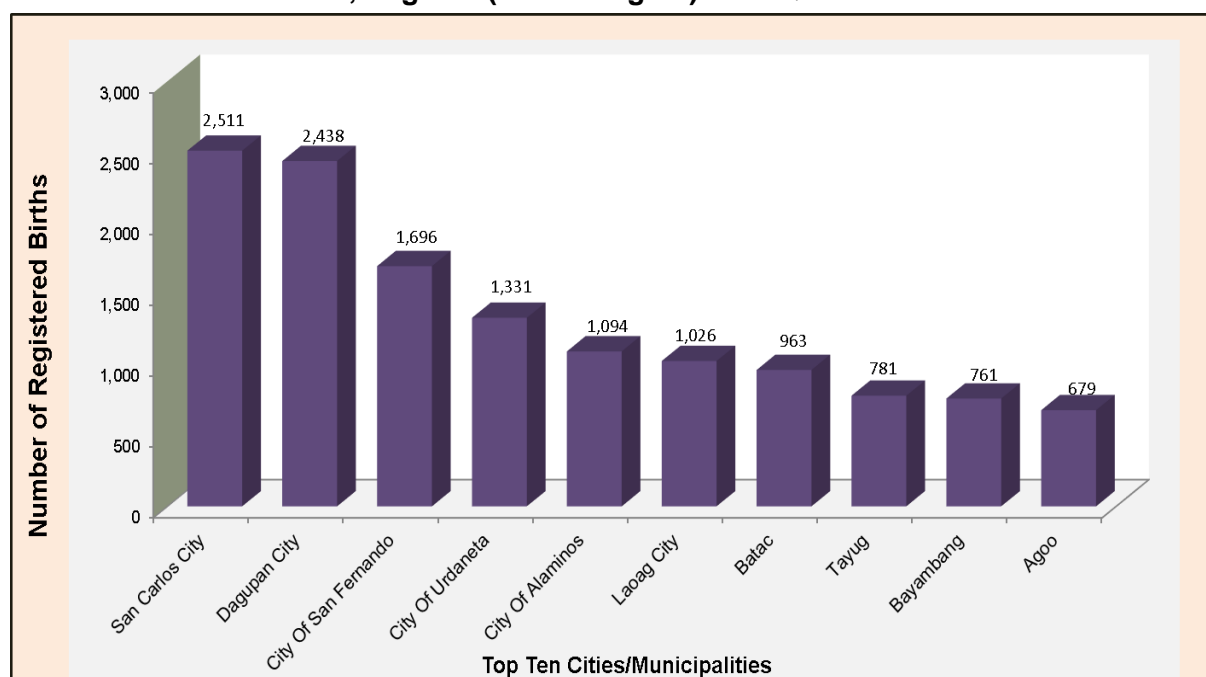
Province	2nd Qtr			
	Number		Percent	
	2018	2017	2018	2017
Ilocos Region	22,668	23,007	100.0	100.0
Ilocos Norte	2,585	2,556	11.4	11.1
Ilocos Sur	2,692	2,858	11.9	12.4
La Union	3,267	3,119	14.4	13.6
Pangasinan	14,124	14,474	62.3	62.9

SOURCE: Preliminary results from Decentralized Vital Statistics System 2011

Among the provinces in the region, the province of Pangasinan registered the highest number of births in the second quarter of 2018. Its share was more than half (62.3 percent share) of the total registered births in Region I. The province of La Union ranked second with 3,267 births (14.4 percent share), followed by the province of Ilocos Sur with 2,692 births (11.9 percent share) and the province of Ilocos Norte with 2,585 (11.4 percent share).



**FIGURE 2. Top Ten Cities/Municipalities with the Highest Number of Registered Live Births, Region I (Ilocos Region): 2nd Quarter 2018**



SOURCE: Preliminary results from Decentralized Vital Statistics System 2011


In second quarter of 2018, San Carlos City, Pangasinan ranked first among the top ten Cities/Municipalities that registered the highest number of live births with 2,511. This was followed by Dagupan City, Pangasinan with 2,438 births; City of San Fernando, La Union with 1,696 births; City of Urdaneta, Pangasinan with 1,331 births; City of Alaminos, Pangasinan with 1,094 births; and Laoag City, Ilocos Norte with 1,026 births.

On the other hand, Dumalneg, Ilocos Norte had the lowest number of registered live birth in second quarter of 2018 with only one registered birth. It was followed by Currimao, Ilocos Norte with two registered live births, Adams and Carasi, Ilocos Norte with three registered live births each, Sigay, Ilocos Sur with four registered live births and Lidlidda, Ilocos Sur with five registered births.

**TABLE 3. Number of Registered Live Births by Sex and by City/Municipality Region I (Ilocos Region): 2nd Quarter 2018**

Province	Both Sexes	Male	Female	Sex Ratio
Ilocos Region	22,668	11,609	11,059	105
Ilocos Norte	2,585	1,275	1,310	97
Ilocos Sur	2,692	1,363	1,329	103
La Union	3,267	1,678	1,589	106
Pangasinan	14,124	7,293	6,831	107

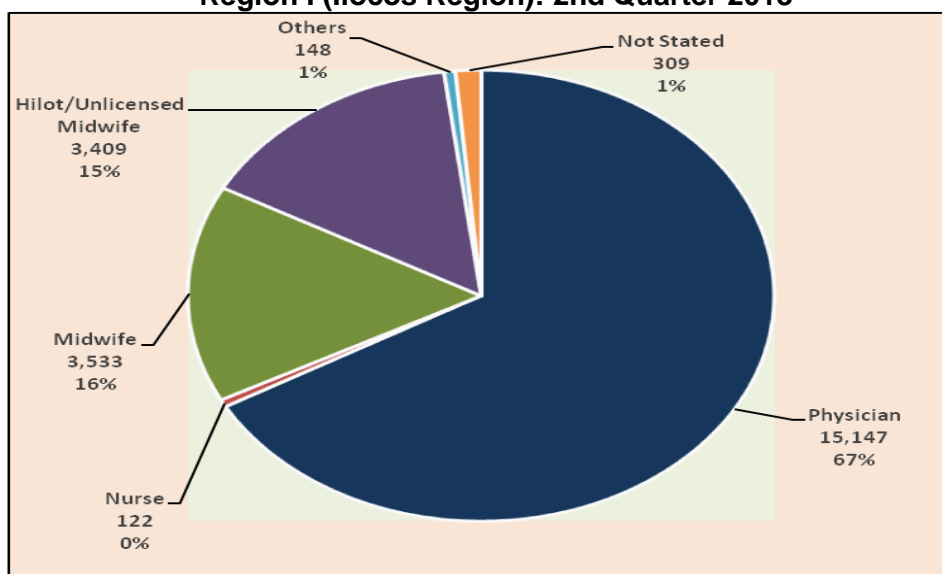
SOURCE: Preliminary results from the Decentralized Vital Statistics System 2011



Males (11,609) outnumbered females (11,059) in terms of registered live births during the second quarter of 2018, resulting to a sex ratio of 105 males per 100 females.

Two provinces, Pangasinan and La Union posted a sex ratio that is higher than the regional ratio. The highest sex ratio of 7,293 males per 6,831 females was recorded in Pangasinan. This was followed by La Union with 106 and Ilocos Sur with 103. On the other hand, the lowest sex ratio of 1,275 males per 1,310 females was recorded in the province of Ilocos Norte.

**FIGURE 3. Number of Registered Live Births by Attendant at Birth Region I (Ilocos Region): 2nd Quarter 2018**



SOURCE: Preliminary results from the Decentralized Vital Statistics System, PSA

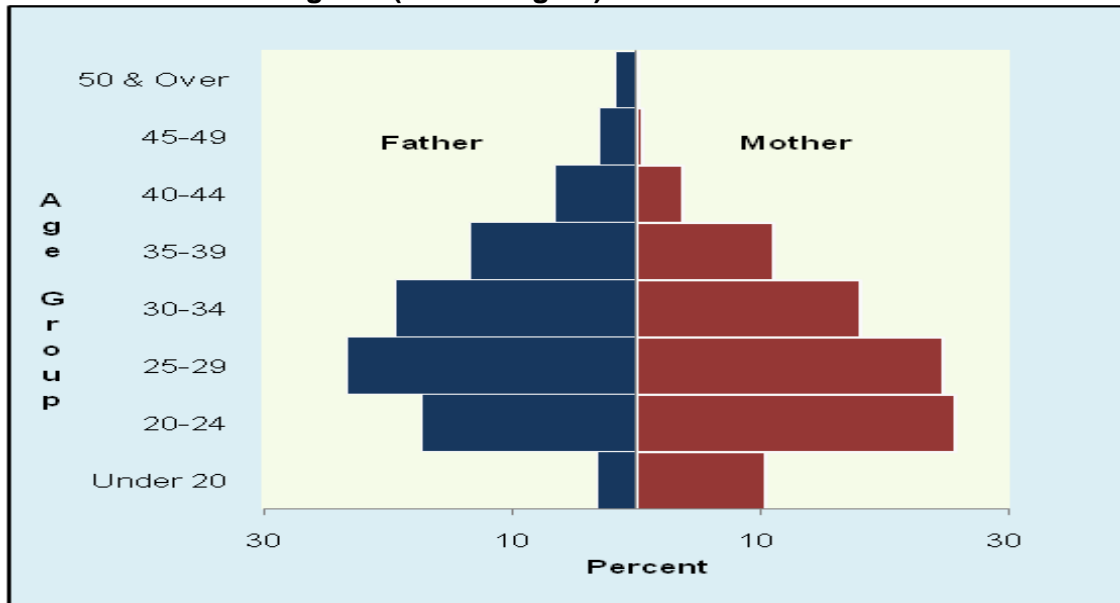
In second quarter of 2018, 82.9 percent or 18,802 of total registered live births were attended by medical practitioners which may either be a physician, a nurse or a midwife. The province of La Union had the highest percentage of birth deliveries tended by health professionals with 89.1 percent of the total registered live births in the province followed by Pangasinan with 83.4 percent, Ilocos Norte with 78.1 percent and Ilocos Sur with 77.9 percent.

**TABLE 4. Number of Registered Live Births by Attendant at Birth Region I (Ilocos Region): 2nd Quarter 2018**

Province	Total	Physician	Nurse	Midwife	Hilot/Unlicensed Midwife	Others	Not Stated
Ilocos Region	22,668	15,147	122	3,533	3,409	148	309
Ilocos Norte	2,585	1,945	16	59	560	3	2
Ilocos Sur	2,692	2,020	12	64	471	27	98
La Union	3,267	2,657	14	239	329	21	7
Pangasinan	14,124	8,525	80	3,171	2,049	97	202

SOURCE: Preliminary results from the Decentralized Vital Statistics System, PSA

**FIGURE 4. Percent Distribution of Live Births by Age Group of Father and Mother Region I (Ilocos Region): 2nd Quarter 2018**



SOURCE: Preliminary results from the Decentralized Vital Statistics System, PSA

More than a quarter (25.7 percent) or 5,829 of mothers who gave birth in second quarter of 2018 belonged to age group 20 to 24. Meanwhile, the highest proportion of fathers belonged to age group 25 to 29, which is about a quarter (24.9 percent) of the total number of fathers of babies with registered births in second quarter of 2018.

Furthermore, it can also be noted that teenage mothers (2,367) was more than thrice than that of teenage fathers (696).

**TABLE 5. Number and Percent Distribution of Live Births by Age Group of Father and Mother, Region I (Ilocos Region): 2nd Quarter 2018**

Age Group	Father		Mother	
	Number	Percent	Number	Percent
Ilocos Region	21,208	100.0	22,668	100.0
Under 20	696	3.3	2,367	10.4
20-24	3,930	18.5	5,829	25.7
25-29	5,274	24.9	5,617	24.8
30-34	4,391	20.7	4,097	18.1
35-39	3,043	14.3	2,526	11.1
40-44	1,475	7.0	860	3.8
45-49	667	3.1	104	0.5
50 & Over	367	1.7	10	0.0
Not Stated	1,365	6.4	1,258	5.5

SOURCE: Preliminary results from the Decentralized Vital Statistics System, PSA


Meanwhile, a total of 10 mothers at age group 50 and over gave birth to babies who were registered in second quarter of 2018. The number of fathers belonging to age group 50 and over (367), however, was 36 times more than that of mothers.

The median age for mothers was 27.8 years old while for fathers, 30.8 years old.

### **Explanatory Notes**

*Data on births presented in this release were obtained from the Certificate of Live Birth (Municipal Form 102) that were registered at the Office of the City/Municipal Civil Registrars and forwarded to the Philippine Statistics Authority - Provincial Statistical Offices in Region I. Information included births registered in April to June 2018 and April to June 2017.*



  
**ATTY. SHEILA O. DE GUZMAN**  
(Chief Administrative Officer)  
Officer-in-Charge



Parammata Bldg. C, Diversion Road, Sitio 5, Brgy. Biday, San Fernando City, La Union  
Telephone Nos. (072) 888-2582, (072) 607-0247; Telefax No. (072) 888-4804  
<http://rso01.psa.gov.ph>; Email: [psa\\_rsoo\\_1@yahoo.com.ph](mailto:psa_rsoo_1@yahoo.com.ph)