



QUARTERLY REPORT OF REVENUE AND OTHER RECEIPTS


As at the Quarter Ending September 30, 2021

Department : National Economic and Development Authority (NEDA)
 Agency : Philippine Statistics Authority
 Operating Unit : Regional Statistical Services Office - I
 Organization Code (UACS) : 24 008 0300001
 Fund Cluster : 01 - Regular Agency Fund

Classification/Sources of Revenue and Other Receipts	UACS CODE	REVENUE TARGET (Annual) per BESF	Actual Revenue and Other Receipts Collections				Total	Remittance to BTR	Deposited with AGDB	TOTAL	Variance Amount	Variance %	Remarks
			1st Quarter Ending March 31	2nd Quarter Ending June 30	3rd Quarter Ending Sept. 30	4th Quarter Ending Dec. 31							
Regular Agency Fund	1	274,000.00	139,499.75	54,027.87	20,482.18	0.00	214,009.80	0.00	214,009.80	(59,990.20)	-22 %		
Revenue Collections	2	274,000.00	99,500.00	41,500.00	15,500.00	0.00	156,500.00	0.00	156,500.00	(117,500.00)	-43 %		
Cash Receipts	3	274,000.00	99,500.00	41,500.00	15,500.00	0.00	156,500.00	0.00	156,500.00	(117,500.00)	-43 %		
Non-Tax	4	274,000.00	99,500.00	41,500.00	15,500.00	0.00	156,500.00	0.00	156,500.00	(117,500.00)	-43 %		
Registration Fees	5	233,000.00	99,500.00	41,500.00	15,500.00	0.00	156,500.00	0.00	156,500.00	(76,500.00)	-33 %		
Income from Printing and Publication	6	10,000.00	0.00	0.00	0.00	0.00	0.00	0.00	0.00	(10,000.00)	-100 %		
Miscellaneous Income	7	31,000.00	0.00	0.00	0.00	0.00	0.00	0.00	0.00	(31,000.00)	-100 %		
Non-Revenue Collections/Other Receipts	8	0.00	39,999.75	12,527.87	4,982.18	0.00	57,509.80	0.00	57,509.80	57,509.80	0 %		
Cash Receipts	9	0.00	39,999.75	12,527.87	4,982.18	0.00	57,509.80	0.00	57,509.80	57,509.80	0 %		
Others	10	0.00	39,999.75	12,527.87	4,982.18	0.00	57,509.80	0.00	57,509.80	57,509.80	0 %		
Due from Officers and Employees	11	0.00	14,546.75	12,527.87	782.18	0.00	27,856.80	0.00	27,856.80	27,856.80	0 %		
Government Equity	12	0.00	3010101000	25,453.00	0.00	0.00	25,453.00	0.00	25,453.00	25,453.00	0 %		
Other Gains	13	0.00	4050199000	0.00	4,200.00	0.00	4,200.00	0.00	4,200.00	4,200.00	0 %		
TOTAL		274,000.00	139,499.75	54,027.87	20,482.18	0.00	214,009.80	0.00	214,009.80	(59,990.20)	-22 %		

Certified Correct:

 ROMNICK C. DIFUNTORUM, CPA
 ACCOUNTANT III
 Date: 10/11/21

Recommending Approval:

 CAMILLE CARLA U. BELTRAN
 OIC, CRASD
 Date: 10/11/21

Approved By:

 ATTY. SHEILA O. DE GUZMAN, CPA
 OIC, RSSO I
 Date: 10/14/21