



**QUARTERLY REPORT OF REVENUE AND OTHER RECEIPTS**  
**As at the Quarter Ending June 30, 2023**


Department : National Economic and Development Authority (NEDA)  
 Agency/Entity : Philippine Statistics Authority  
 Operating Unit : Regional Statistical Services Office - I  
 Organization Code (UACS) : 24 008 0300001  
 Fund Cluster : 01 - Regular Agency Fund

Classification/Sources of Revenue and Other Receipts	UACS CODE	REVENUE TARGET (Annual) per BESF	Actual Revenue and Other Receipts Collections					Cumulative Remittance/Deposits to Date			Variance		Remarks
			1st Quarter Ending March 31	2nd Quarter Ending June 30	3rd Quarter Ending September 30	4th Quarter Ending December 31	Total	Remittance to BTr	Deposited with AGDB	Total	Amount	%	
1	2	3	4	5	6	7	8=[(6+(-)7)-8+9]	9	10	11=(9+10)	12=(8-3)	13=(12/3)	14
<b>Regular Agency Fund</b>		<b>252,000.00</b>	<b>254,566.00</b>	<b>144,024.00</b>	<b>0.00</b>	<b>0.00</b>	<b>398,590.00</b>	<b>398,590.00</b>	<b>0.00</b>	<b>398,590.00</b>	<b>146,590.00</b>	<b>58 %</b>	
Revenue Collections		252,000.00	242,345.00	130,894.00	0.00	0.00	373,239.00	373,239.00	0.00	373,239.00	121,239.00	48 %	
Cash Receipts		252,000.00	242,345.00	130,894.00	0.00	0.00	373,239.00	373,239.00	0.00	373,239.00	121,239.00	48 %	
Non-Tax		252,000.00	242,345.00	130,894.00	0.00	0.00	373,239.00	373,239.00	0.00	373,239.00	121,239.00	48 %	
Registration Fees	4020102000	252,000.00	93,500.00	30,600.00	0.00	0.00	124,100.00	124,100.00	0.00	124,100.00	(127,900.00)	-51 %	
Other Business Income	4020299099	0.00	148,845.00	100,294.00	0.00	0.00	249,139.00	249,139.00	0.00	249,139.00	249,139.00	0 %	
Non-Revenue Collections/Other Receipts		0.00	12,221.00	13,130.00	0.00	0.00	25,351.00	25,351.00	0.00	25,351.00	25,351.00	0 %	
Cash Receipts		0.00	12,221.00	13,130.00	0.00	0.00	25,351.00	25,351.00	0.00	25,351.00	25,351.00	0 %	
Others		0.00	12,221.00	13,130.00	0.00	0.00	25,351.00	25,351.00	0.00	25,351.00	25,351.00	0 %	
Due from Officers and Employees	1030502000	0.00	11,832.00	8,130.00	0.00	0.00	19,962.00	19,962.00	0.00	19,962.00	19,962.00	0 %	
Other Gains	4050199000	0.00	389.00	5,000.00	0.00	0.00	5,389.00	5,389.00	0.00	5,389.00	5,389.00	0 %	
<b>GRAND TOTAL</b>		<b>252,000.00</b>	<b>254,566.00</b>	<b>144,024.00</b>	<b>0.00</b>	<b>0.00</b>	<b>398,590.00</b>	<b>398,590.00</b>	<b>0.00</b>	<b>398,590.00</b>	<b>146,590.00</b>	<b>58 %</b>	

Certified Correct:  
  
**ROMNICK C. DIFUNTORUM**  
 ACCOUNTANT III  
 Date: 7/3/23

Certified Correct:  
 \_\_\_\_\_  
 D

Recommending Approval By:  
  
**CAMILLE CARLA U. BELTRAN**  
 CHIEF ADMINISTRATIVE OFFICER  
 Date: 01 July 2023

Approved By:  
  
**JUANITO Y. YABES**  
 OFFICER IN-CHARGE  
 Date:

FOR:

**ATTY. SHEILA O. DE GUZMAN**  
 REGIONAL DIRECTOR