



9,533,911.56 9,996,210.37  
0.00 0.00


22,730,475.93  
0.00

**SUMMARY**


Total Disbursement Authorities Received	Previous Report	This Report	As of Date
NCA	10,779,000.00	5,791,000.00	16,570,000.00
NTA	45,211,861.66	22,192,655.28	67,404,516.92
Working Fund	-	-	-
TRA	636,656.48	711,748.67	1,348,405.15
CDC	-	-	-
NCAA	-	-	-
Others (CDT, BTr, Docs Stamp, etc.)	36,653.43	3,999.92	40,653.35
<b>TOTAL</b>	<b>56,664,181.57</b>	<b>28,699,403.85</b>	<b>85,363,585.42</b>
Less: Notice of Transfer Allocations (NTA) Issued	24,718,871.59	12,865,882.15	37,582,553.74
<b>Total Disbursements Authorities Available</b>	<b>31,947,509.98</b>	<b>15,833,521.70</b>	<b>47,781,031.68</b>
Less: Lapsed NCA	-	-	-
Disbursements	16,539,414.88	28,392,978.30	44,932,394.18
<b>Balance of Disbursements Authorities as of to date</b>	<b>15,408,095.10</b>	<b>(12,559,457.60)</b>	<b>2,848,637.50</b>
			2,848,637.50
			0.00


Total Disbursements Program	Previous Report	This Month	As of Date
Less: Actual Disbursements	31,947,509.98	16,833,521.70	47,781,031.68
(Over)/Under spending	16,539,414.88	28,392,978.30	44,932,394.18
	15,408,095.10	(12,559,457.60)	2,848,637.50

**CERTIFIED CORRECT:**

  
**ROMNICK C. DIFUNTORUM**  
 Accountant III

**APPROVED:**

  
**CAMILLE CARLA U. BELTRAN**  
 OIC, CRASD

  
**ATTY. SHEILA O. DE GUZMAN**  
 OIC, REGIONAL DIRECTOR