

**MONTHLY REPORT OF DISBURSEMENTS**  
For the month of August 2024

Department : National Economic and Development Authority (NEDA)  
 Agency/Entity : Philippine Statistics Authority  
 Operating Unit : Regional Statistical Services Office - I  
 Organization Code (UACS) : 24 008 0300001  
 Fund Cluster : 01 - Regular Agency Fund  
 (e.g. UACS Fund Cluster: 01-Regular Agency Fund, 02-Foreign Assisted Projects Fund, 03-Special Account-Locally Funded/Domestic Grants Fund, etc.)


Particulars	Current Year Budget					Prior Year's Budget											SUB-TOTAL	Trust Liabilities				Grand Total					Remarks	
	PS	MOOE	FinEx	CO	TOTAL	Prior Year's Accounts Payable					Current Year's Accounts Payable					TOTAL		PS	MOOE	CO	TOTAL	PS	MOOE	FinEx	CO	TOTAL		
						P/S	MOOE	FinEx	CO	Sub-Total	PS	MOOE	FinEx	CO	Sub-Total													
1	2	3	4	5	6=(2+3+4+5)	7	8	9	10	11=(7+8+9+10)	12	13	14	15	16=	17=(11+16)	18=(6+17)	19	20	21	22=(19+20+21)	23	24	25	26	27=(23+24+25+26)	28	
CASH DISBURSEMENTS	6,793,978.98	50,050,141.53	0.00	0.00	56,844,120.51	13,489.96	1,807,662.46	0.00	0.00	1,821,152.42	0.00	1,848,007.08	0.00	0.00	1,848,007.08	3,669,159.50	60,513,280.01	0.00	0.00	0.00	0.00	6,807,486.94	53,705,811.07	0.00	0.00	60,513,280.01		
Notice of Cash Allocation (NCA)	2,288,881.34	2,130,569.07	0.00	0.00	4,399,450.41	0.00	0.00	0.00	0.00	0.00	0.00	0.00	0.00	0.00	0.00	0.00	4,399,450.41	0.00	0.00	0.00	0.00	2,288,881.34	2,130,569.07	0.00	0.00	4,399,450.41		
MDS Checks Issued	388,207.58	1,500,015.40	0.00	0.00	1,888,222.98	0.00	0.00	0.00	0.00	0.00	0.00	0.00	0.00	0.00	0.00	0.00	1,888,222.98	0.00	0.00	0.00	0.00	388,207.58	1,500,015.40	0.00	0.00	1,888,222.98		
Advice to Debit Account	1,880,673.76	630,553.67	0.00	0.00	2,511,227.43	0.00	0.00	0.00	0.00	0.00	0.00	0.00	0.00	0.00	0.00	0.00	2,511,227.43	0.00	0.00	0.00	0.00	1,880,673.76	630,553.67	0.00	0.00	2,511,227.43		
Notice of Transfer Allocations (NTA)	4,525,097.64	47,919,572.46	0.00	0.00	52,444,670.10	13,489.96	1,807,662.46	0.00	0.00	1,821,152.42	0.00	1,848,007.08	0.00	0.00	1,848,007.08	3,669,159.50	56,113,829.60	0.00	0.00	0.00	0.00	4,536,587.60	51,575,242.00	0.00	0.00	56,113,829.60		
MDS Checks Issued	1,115,073.50	23,868,521.57	0.00	0.00	24,983,595.07	13,489.96	1,803,882.46	0.00	0.00	1,817,372.42	0.00	1,741,505.34	0.00	0.00	1,741,505.34	3,568,877.76	28,542,472.83	0.00	0.00	0.00	0.00	1,128,563.46	27,413,909.37	0.00	0.00	28,542,472.83		
Advice to Debit Account	3,410,024.14	24,051,050.89	0.00	0.00	27,461,075.03	0.00	3,780.00	0.00	0.00	3,780.00	0.00	106,501.74	0.00	0.00	106,501.74	110,281.74	27,571,356.77	0.00	0.00	0.00	0.00	3,410,024.14	24,161,332.83	0.00	0.00	27,571,356.77		
Working Fund for FAPs	0.00	0.00	0.00	0.00	0.00	0.00	0.00	0.00	0.00	0.00	0.00	0.00	0.00	0.00	0.00	0.00	0.00	0.00	0.00	0.00	0.00	0.00	0.00	0.00	0.00	0.00	0.00	
Cash Disbursement Ceiling (CDC)	0.00	0.00	0.00	0.00	0.00	0.00	0.00	0.00	0.00	0.00	0.00	0.00	0.00	0.00	0.00	0.00	0.00	0.00	0.00	0.00	0.00	0.00	0.00	0.00	0.00	0.00	0.00	
<b>TOTAL CASH DISBURSEMENTS</b>	<b>6,793,978.98</b>	<b>50,050,141.53</b>	<b>0.00</b>	<b>0.00</b>	<b>56,844,120.51</b>	<b>13,489.96</b>	<b>1,807,662.46</b>	<b>0.00</b>	<b>0.00</b>	<b>1,821,152.42</b>	<b>0.00</b>	<b>1,848,007.08</b>	<b>0.00</b>	<b>0.00</b>	<b>1,848,007.08</b>	<b>3,669,159.50</b>	<b>60,513,280.01</b>	<b>0.00</b>	<b>0.00</b>	<b>0.00</b>	<b>0.00</b>	<b>6,807,486.94</b>	<b>53,705,811.07</b>	<b>0.00</b>	<b>0.00</b>	<b>60,513,280.01</b>		
NON-CASH DISBURSEMENTS:	608,814.84	836,906.56	0.00	0.00	1,445,721.40	0.00	51,473.54	0.00	0.00	51,473.54	0.00	53,833.15	0.00	0.00	53,833.15	105,306.69	1,551,028.09	0.00	0.00	0.00	0.00	608,814.84	942,213.25	0.00	0.00	1,551,028.09		
Tax Remittance Advices Issued (TRA)	608,814.84	836,906.56	0.00	0.00	1,445,721.40	0.00	51,473.54	0.00	0.00	51,473.54	0.00	53,833.15	0.00	0.00	53,833.15	105,306.69	1,551,028.09	0.00	0.00	0.00	0.00	608,814.84	942,213.25	0.00	0.00	1,551,028.09		
Non-Cash Availment Authority (NCAA)	0.00	0.00	0.00	0.00	0.00	0.00	0.00	0.00	0.00	0.00	0.00	0.00	0.00	0.00	0.00	0.00	0.00	0.00	0.00	0.00	0.00	0.00	0.00	0.00	0.00	0.00	0.00	
Disbursements effected through outright deductions from claims (please specify...)	0.00	0.00	0.00	0.00	0.00	0.00	0.00	0.00	0.00	0.00	0.00	0.00	0.00	0.00	0.00	0.00	0.00	0.00	0.00	0.00	0.00	0.00	0.00	0.00	0.00	0.00	0.00	
Overpayment of expenses(e.g. personnel benefits)	0.00	0.00	0.00	0.00	0.00	0.00	0.00	0.00	0.00	0.00	0.00	0.00	0.00	0.00	0.00	0.00	0.00	0.00	0.00	0.00	0.00	0.00	0.00	0.00	0.00	0.00	0.00	
Restitution for loss of government property	0.00	0.00	0.00	0.00	0.00	0.00	0.00	0.00	0.00	0.00	0.00	0.00	0.00	0.00	0.00	0.00	0.00	0.00	0.00	0.00	0.00	0.00	0.00	0.00	0.00	0.00	0.00	
Liquidated damages and similar claims	0.00	0.00	0.00	0.00	0.00	0.00	0.00	0.00	0.00	0.00	0.00	0.00	0.00	0.00	0.00	0.00	0.00	0.00	0.00	0.00	0.00	0.00	0.00	0.00	0.00	0.00	0.00	
Others(TEF, BTR-Documentary Stamp Tax, etc.)	0.00	0.00	0.00	0.00	0.00	0.00	0.00	0.00	0.00	0.00	0.00	0.00	0.00	0.00	0.00	0.00	0.00	0.00	0.00	0.00	0.00	0.00	0.00	0.00	0.00	0.00	0.00	
<b>TOTAL NON-CASH DISBURSEMENTS</b>	<b>608,814.84</b>	<b>836,906.56</b>	<b>0.00</b>	<b>0.00</b>	<b>1,445,721.40</b>	<b>0.00</b>	<b>51,473.54</b>	<b>0.00</b>	<b>0.00</b>	<b>51,473.54</b>	<b>0.00</b>	<b>53,833.15</b>	<b>0.00</b>	<b>0.00</b>	<b>53,833.15</b>	<b>105,306.69</b>	<b>1,551,028.09</b>	<b>0.00</b>	<b>0.00</b>	<b>0.00</b>	<b>0.00</b>	<b>608,814.84</b>	<b>942,213.25</b>	<b>0.00</b>	<b>0.00</b>	<b>1,551,028.09</b>		
<b>GRAND TOTAL</b>	<b>7,402,793.82</b>	<b>50,887,048.09</b>	<b>0.00</b>	<b>0.00</b>	<b>58,289,841.91</b>	<b>13,489.96</b>	<b>1,859,136.00</b>	<b>0.00</b>	<b>0.00</b>	<b>1,872,625.96</b>	<b>0.00</b>	<b>1,901,840.23</b>	<b>0.00</b>	<b>0.00</b>	<b>1,901,840.23</b>	<b>3,774,466.19</b>	<b>62,064,308.10</b>	<b>0.00</b>	<b>0.00</b>	<b>0.00</b>	<b>0.00</b>	<b>7,416,283.78</b>	<b>54,648,024.32</b>	<b>0.00</b>	<b>0.00</b>	<b>62,064,308.10</b>		





**SUMMARY**

Particulars (1)	Previous Report (2)	This Month (3)	As at Date (4)
Total Disbursement Authorities Received	356,193,027.48	152,664,833.72	508,857,881.20
NCA	58,821,000.00	6,851,000.00	65,672,000.00
NTA	293,140,831.81	144,262,805.63	437,403,437.44
Working Fund	0.00	0.00	0.00
TRA	4,231,195.67	1,551,028.09	5,782,223.76
CDC	0.00	0.00	0.00
NCAA	0.00	0.00	0.00
Less: Notice of Transfer of Allocations (NTA)* issued	160,905,351.06	72,233,781.00	233,139,132.06
Total Disbursement Authorities Available	195,287,676.42	80,430,852.72	275,718,529.14
Less:	0.00	0.00	0.00
Lapsed NCA	0.00	0.00	0.00
Disbursements	156,875,908.75	62,064,308.10	218,940,217.85
Less: Other Non-Cash Disbursements	938.88	6,880.44	7,819.30
Disbursements effected through outright deductions from claims	0.00	0.00	0.00
Overpayment of expenses (e.g. personnel benefits)	0.00	0.00	0.00
Restitution for loss of government property	0.00	0.00	0.00
Liquidated damages and similar claims	0.00	0.00	0.00
Others (e.g. TEF, BTr, Docs Stamp, etc.)	938.88	6,880.44	7,819.30
Add/Less: Adjustments (e.g. cancelled/staled checks)	0.00	0.00	0.00
Balance of Disbursement Authorities as at date	38,412,705.53	18,373,425.06	56,786,130.59
Total Disbursements Program	195,288,815.28	80,437,733.16	275,726,348.44
Less: *Actual Disbursements	156,875,908.75	62,064,308.10	218,940,217.85
(Over)/Under spending	38,412,705.53	18,373,425.06	56,786,130.59

Notes: \* The use of NTA is discouraged  
 Notes: \*\* Amounts should tally with the grand total disbursement (column 27).

Certified Correct:  
  
 ROMNICK C. DIFUNTORUM, CPA  
 Accountant III  
 Date: 9/12/24

Recommending Approval:  
  
 CAMILLE CARLA U. BELTRAN  
 Chief Administrative Officer  
 Date: 4 Sept 2024

Approved By:  
  
 CAMILLE CARLA U. BELTRAN  
 Officer-in-Charge  
 Date:  
 FO

ATTY. SHIELA O. DE GUZMAN  
 Regional Director