

PHILIPPINE STATISTICS AUTHORITY - REGIONAL STATISTICAL SERVICES OFFICE I
PARRAMATA BLDG. C, BIDAY, SAN FERNANDO CITY, LA UNION
LIST OF COMPLETED AND ON-GOING MAJOR PROJECT / PROGRAMS / ACTIVITIES
IMPLEMENTED AS OF THE 4th QUARTER CY 2022




| Project/Program/Activity Name | Location | Total Cost | Date Started | No. of Extensions | Target Completion Date | Project Status | | Remarks |
|---|------------|---------------|--------------|-------------------|------------------------|-----------------|-----------------------------|-----------|
| | | | | | | % of Completion | Total Cost Incurred to Date | |
| A.III.a.1 Conduct of Censuses and Surveys on Agriculture, Fisheries, Industry, and Services Sector | | | | | | | | |
| 1 Compilation of Data in Slaughterhouses and Poultry Dressing Plants(CDSPDP) | SOCD | | | | | | | |
| 2 Backyard Livestock and Poultry Survey | SOCD | | | | | | | |
| 3 Commercial Livestock and Poultry Survey | SOCD | | | | | | | |
| 4 Crops Production Survey | SOCD | | | | | | | |
| 5 Quarterly Commercial Fisheries Survey(QCFS)/Quarterly Municipal Fisheries Survey | SOCD | | | | | | | |
| 6 Quarterly Inland Municipal Fisheries Survey/Quarterly Aquaculture Survey | SOCD | | | | | | | |
| 7 FSD | SOCD | | | | | | | |
| 8 Monthly Palay and Corn Situation Report(MPCSR) | | | | | | | | |
| 9 Palay and Corn Production Survey(PCPS) | | | | | | | | |
| 10 Palay and Corn Stock Survey(PCSS 1) | | 7,718,000.00 | 2/1/2022 | | 12/31/2022 | 100% | 7,718,000.00 | completed |
| 11 Wholesale Price Survey | | | | | | | | |
| 12 Farm Price Survey(FPS) | | | | | | | | |
| 13 Commercial Stock Survey(CSS) | SOCD | | | | | | | |
| 14 Quarterly Survey of Phil. Business Industry(QSPBI) | | | | | | | | |
| 15 Monitoring of Monthly Integrated Survey of Selected Industries (MISSI) | PSA RSSO I | | | | | | | |
| 16 Monitoring of Price Statistics | | | | | | | | |
| a. Consumer Price Index | | | | | | | | |
| b. Petroleum Products | | | | | | | | |
| 17 Monthly Collection of Building Permits issued by LGUs | PSA RSSO I | | | | | | | |
| 18 Monitoring of Monthly Foreign Trade Statistics | PSA RSSO I | | | | | | | |
| 19 Monitoring of Monthly Foreign Trade Statistics | | | | | | | | |
| 20 Monitoring of Monthly Domestic Trade Statistics | PSA RSSO I | | | | | | | |
| A.III.a.2 Conduct of Household-based Censuses and Surveys | PSA RSSO I | 817,000.00 | 2/1/2022 | | 12/31/2022 | 100% | 817,000.00 | completed |
| 1 January/April/July/October 2020 LFS | | | | | | | | |
| A.III.b.3 Coordination of Statistical Activities at the National and Local Levels | PSA RSSO I | 347,000.00 | 2/1/2022 | | 12/31/2022 | 100% | 347,000.00 | completed |
| A.III.c.1 Processing and Archiving of Civil Registry Documents | PSA RSSO I | 2,360,000.00 | 2/1/2022 | | 12/31/2022 | 100% | 2,360,000.00 | completed |
| Centrally Managed Fund (CMF)/Locally Funded Project(LFP)-CURRENT APPROPRIATIONS | | | | | | | | |
| 1. Implementation of 2021 Philippine Identification System(Philsys) Step 1 Registration | PSA RSSO I | 88,871,530.00 | 2/1/2022 | | | 76% | 67,375,387.33 | on going |
| 2 Conduct of Decentralized Copy Annotation Process | PSA RSSO I | 1,021,724.16 | 2/1/2022 | | 12/31/2022 | 93% | 948,269.10 | on going |
| 3 Conduct of the 2022 1st & 2nd Level Training for Crops Production Survey | PSA RSSO I | 97,100.00 | 2/1/2022 | | 12/31/2022 | 82% | 79,355.00 | on going |

1

7

| Project/Program/Activity Name | Location | Total Cost | Date Started | No. of Extensions | Target Completion Date | Project Status | | Remarks |
|--|------------|---------------|--------------|-------------------|------------------------|-----------------|-----------------------------|------------------------|
| | | | | | | % of Completion | Total Cost Incurred to Date | |
| 4 Conduct of the January 2022 Labor Force Survey & 2021 Family Income & Expenditures Survey Visit 2(3rd LT, enumeration & supervision) | PSA RSSO I | 8,586,417.00 | 2/1/2022 | | 12/31/2022 | 100% | 8,582,766.00 | on going |
| 5 Conduct of Data Processing System in connection with the 2021 Pilot CBMS/CBMS National Rollout | PSA RSSO I | 12,343,020.20 | 2/1/2022 | | 12/31/2022 | 71% | 8,705,421.66 | on going |
| 6 Conduct of the Monthly LFS training, machine procesing and other expenses | PSA RSSO I | 2,813,878.50 | 2/1/2022 | | 12/31/2022 | 89% | 2,511,607.58 | on going |
| 7 Conduct of Regional Accounts Activities on the estimation, deliberation and dissemination of the GRDP/GRDE | PSA RSSO I | 289,740.00 | 3/1/2022 | | 4/30/2022 | 88% | 254,866.00 | completed with savings |
| 8 Conduct of 2022 Rice and Corn Stocks Survey(RCSS) | PSA RSSO I | 1,369,153.00 | 3/1/2022 | | 12/31/2022 | 70% | 957,127.43 | on going |
| 9 Conduct of Commodity and Outlet Survey(COS) | PSA RSSO I | 1,691,130.00 | 3/1/2022 | | 12/31/2022 | 98% | 1,665,298.97 | on going |
| 10 Conduct of Operational Trainings on Fisheries Survey | PSA RSSO I | 194,924.40 | 3/1/2022 | | 12/31/2022 | 98% | 191,396.00 | on going |
| 11 Conduct of Geotagging of Missing Bldg Points in the process of Post-Census Maps | PSA RSSO I | 8,477,638.00 | 3/1/2022 | | 12/31/2022 | 98% | 8,288,228.62 | on going |
| 12 Conduct of Cereals Survey | PSA RSSO I | 51,000.00 | 3/1/2022 | | 12/31/2022 | 73% | 37,431.00 | on going |
| 13 Conduct of Livestock and Poultry Survey | PSA RSSO I | 83,000.00 | 3/1/2022 | | 12/31/2022 | 93% | 77,219.00 | on going |
| 14 Conduct of National and Health Demographic Survey | PSA RSSO I | 2,638,538.20 | 3/1/2022 | | 12/31/2022 | 85% | 2,250,573.64 | on going |
| 15 Conduct of Suvey on Information and Communication Technology | PSA RSSO I | 772,999.00 | 3/1/2022 | | 12/31/2022 | 87% | 670,413.36 | on going |
| 16 Conduct of Annual Survey of Phil. Business Industry | PSA RSSO I | 2,935,018.00 | 3/1/2022 | | 12/31/2022 | 86% | 2,527,581.67 | on going |
| 17 Conduct of Augmented System for travel information using GIS Technology(ASTIG Tech) | PSA RSSO I | 1,311,229.00 | 7/1/2022 | | 12/31/2022 | 86% | 1,128,083.10 | on going |
| 18 Conduct of regular surveys on the Agriculture, Fisheries, Industry and Services Sector | PSA RSSO I | 10,813,289.00 | 7/1/2022 | | 12/31/2022 | 70% | 7,533,505.77 | on going |
| 19 Conduct of Printable Identification (PHILID) operation in all provinces/cities/municipalities | PSA RSSO I | 29,005,921.00 | 9/1/2022 | | 12/31/2022 | 88% | 25,598,859.26 | on going |
| 20 Conduct of 2023 Geo-Enabled Master Sample:Primary & Secondary Sampling Unit Validation | PSA RSSO I | 5,303,951.00 | 9/1/2022 | | 12/31/2022 | 74% | 3,917,743.44 | on going |
| 21 Conduct of 2022 Updating of List of Establishments(ULE) | PSA RSSO I | 877,895.00 | 9/1/2022 | | 12/31/2022 | 62% | 542,289.00 | on going |
| 22 Conduct of 2022 Annual Poverty Indicators Survey(APIS) data processing | PSA RSSO I | 221,860.00 | 9/1/2022 | | 12/31/2022 | 7% | 14,817.00 | on going |
| 23 Conduct of training and supervision for the pilot pre-test on the use of CAPI | PSA RSSO I | 595,057.00 | 10/1/2022 | | 12/31/2022 | 57% | 338,830.00 | on going |
| 24 Conduct of Occupational Wages Survey/Integrated Survey on Labor & Employment | PSA RSSO I | 1,148,717.66 | 12/1/2022 | | 12/31/2022 | 0% | - | on going |
| 25 Conduct of Retail Price Survey | PSA RSSO I | 328,546.00 | 12/31/2022 | | 12/31/2022 | 3% | 9,180.00 | on going |
| 26 Conduct of Census of Agriculture & Fisheries | PSA RSSO I | 150,600.00 | 7/1/2022 | | 12/31/2022 | 22% | 33,620.00 | on going |
| 27 Census Forms Storage Rental | PSA RSSO I | 843,500.00 | 3/1/2022 | | 12/31/2022 | 77% | 653,500.00 | on going |
| 28 Capital Outlay-Conduct of Census of Agriculture & Fisheries | PSA RSSO I | 643,629.68 | 6/1/2022 | | 12/31/2022 | 99% | 640,000.00 | on going |
| 29 Capital Outlay-Conduct of Community Based Monitoring System | PSA RSSO I | 8,750,000.00 | 10/1/2022 | | 12/31/2022 | 94% | 8,240,840.13 | on going |



| Project/Program/Activity Name | Location | Total Cost | Date Started | No. of Extensions | Target Completion Date | Project Status | | Remarks |
|---|------------|---------------|--------------|-------------------|------------------------|-----------------|-----------------------------|------------------------|
| | | | | | | % of Completion | Total Cost Incurred to Date | |
| Centrally Managed Fund (CMF)/Locally Funded Project(LFP)-CONTINUING APPROPRIATIONS | | | | | | | | |
| 1 Implementation of PhilID Registration Assistance Project | PSA RSSO I | 6,282,885.00 | 2/1/2022 | | | 80% | 5,053,881.94 | on going |
| 2 Implementation of 2021 Phillipine Identification System(Philsys) Step 2 | PSA RSSO I | 46,405,698.73 | 2/1/2022 | | | 42% | 19,624,261.76 | on going |
| 3 Conduct of National Convention on Civil Registration and Vital Statistics | PSA RSSO I | 648.00 | 2/1/2022 | | | 0% | - | completed with savings |
| 4 Conduct of 2nd level training on Barangay Profile Questionnaire(BPQ) | PSA RSSO I | 658,600.00 | 7/1/2022 | | 12/31/2022 | 87% | 572,997.00 | on going |
| Conduct of the following Statistical and Civil Registration Activities: | | | | | | | | |
| 1 Labor Force Surveys | PSA RSSO I | 1,817,927.02 | 2/1/2022 | | 12/31/2022 | 93% | 1,696,213.22 | on going |
| 2 Updating of the List of Establishment | PSA RSSO I | 510,447.98 | 2/1/2022 | | 12/31/2022 | 100% | 510,447.98 | on going |
| 3 Family Income and Expenditure Survey | PSA RSSO I | 595,523.77 | 2/1/2022 | | 12/31/2022 | 23% | 135,445.54 | on going |
| 4 Hazard Pay | PSA RSSO I | 59,000.00 | 2/1/2022 | | 12/31/2022 | 0% | - | completed with savings |
| 5 Geotagging of Building Structures | PSA RSSO I | 1,585,590.13 | 2/1/2022 | | 12/31/2022 | 98% | 1,553,348.12 | completed with savings |
| 6 Survey on Tourism Establishment in the Phils. | PSA RSSO I | 134,674.54 | 2/1/2022 | | 12/31/2022 | 100% | 134,674.54 | continuous activity |
| 7 Listing of Marine Fish Landing Centers | PSA RSSO I | 766,793.38 | 2/1/2022 | | 12/31/2022 | 27% | 209,724.29 | on going |
| 8 Annual Survey of Phil. Business Industry (ASPBI) | PSA RSSO I | 1,269,715.55 | 2/1/2022 | | 12/31/2022 | 100% | 1,269,715.55 | completed |
| 9 Survey on Information and Communication Technology (SICT) | PSA RSSO I | 186,186.00 | 2/1/2022 | | 12/31/2022 | 100% | 186,186.00 | completed |
| 10 Commercial Stocks Survey | PSA RSSO I | 192,468.13 | 2/1/2022 | | 12/31/2022 | 37% | 71,652.03 | completed with savings |
| 11 Crops Production Survey | PSA RSSO I | 9,850.00 | 2/1/2022 | | 12/31/2022 | 28% | 2,765.00 | completed with savings |
| 12 Post Census Maps | PSA RSSO I | 556,821.34 | 2/1/2022 | | 12/31/2022 | 74% | 411,632.54 | completed with savings |
| 13 Ground Truthing | PSA RSSO I | 86,857.00 | 2/1/2022 | | 12/31/2022 | 0% | - | completed with savings |
| 14 Livestock & poultry Survey | PSA RSSO I | 11,575.00 | 2/1/2022 | | 12/31/2022 | 56% | 6,485.00 | completed with savings |
| 15 Tourism Satellite Accounts | PSA RSSO I | 18,000.00 | 2/1/2022 | | 12/31/2022 | 33% | 6,000.00 | completed with savings |
| 16 Community Based Monitoring System (CBMS) | PSA RSSO I | 8,811,287.80 | 2/1/2022 | | 12/31/2022 | 89% | 7,817,240.64 | on going |
| 17 Conduct of Quarterly Survey of Phil. Business Industry | PSA RSSO I | 36,860.00 | 2/1/2022 | | 12/31/2022 | 100% | 36,860.00 | completed |
| 18 Conduct of 2023 Geo-Enabled Master Sample:Primary & Secondary Sampling Unit Validation | PSA RSSO I | 3,079,011.00 | 9/1/2022 | | 12/31/2022 | 98% | 3,022,465.96 | on going |
| 19 Conduct of 2022 Annual Poverty Indicators Survey(APIIS) | PSA RSSO I | 157,785.00 | 9/1/2022 | | 12/31/2022 | 100% | 157,785.00 | on going |
| 20 Capital Outlay-Conduct of Philsys | PSA RSSO I | 9,244,100.00 | 11/2/2022 | | 12/31/2022 | 25% | 2,318,666.40 | on going |
| Prepared by:  YVONNE C. ABENOJA Administrative Officer-IV | | | | | | | | |
| Reviewed by:  JUANITO Y. YABES SOCD CHIEF | | | | | | | | |
| Approved by:  Atty. SHEILA O. DE GUZMAN Regional Director | | | | | | | | |