

STATEMENT OF APPROPRIATIONS, ALLOTMENTS, OBLIGATIONS, DISBURSEMENTS AND BALANCES
As at the Quarter Ending December 31, 2019

Department : National Economic and Development Authority (NEDA)
Agency/Entity : Philippine Statistics Authority
Operating Unit : Regional Statistical Services Office - I
Organization Code : 24 008 0300001
Fund Cluster : 01 Regular Agency Fund
(e.g. UACS Fund Cluster: 01-Regular Agency Fund, 02-Foreign Assisted Projects Fund, 03-Special Account-Locally Funded/Domestic Grants Fund, and 04-Special Account-Foreign Assisted/Foreign Grants Fund)

Table with 2 columns: Legend (X) and Description (Current Year Appropriations, Supplemental Appropriations, Continuing Appropriations)


Main data table with columns: Particulars, UACS CODE, Appropriations, Allotments, Current Year Obligations (1st-4th Quarter, TOTAL), Current Year Disbursements (1st-4th Quarter, TOTAL), Balances (Unreleased Appro, Unobligated Allotments, Unpaid Obligations)

Department : National Economic and Development Authority (NEDA)
 Agency/Entity : Philippine Statistics Authority
 Operating Unit : Regional Statistical Services Office - I
 Organization Code : 24 008 0300001
 Fund Cluster : 01 Regular Agency Fund
 (e.g. UACS Fund Cluster: 01-Regular Agency Fund, 02-Foreign Assisted Projects Fund, 03-Special Account-Locally Funded/Domestic Grants Fund, and 04-Special Account-Foreign Assisted/Foreign Grants Fund)

X	Current Year Appropriations
	Supplemental Appropriations
	Continuing Appropriations

Particulars	UACS CODE	Appropriations			Allotments					Current Year Obligations					Current Year Disbursements					Balances			
		Authorized Appropriations	Adjustments (Transfer To/From, Modifications/)	Adjusted Appropriations	Allotments Received	Adjustments (Reductions, Modifications/ Augmentations)	Transfer To	Transfer From	Adjusted Total Allotments	1st Quarter Ending March 31	2nd Quarter Ending June 30	3rd Quarter Ending Sept. 30	4th Quarter Ending Dec. 31	TOTAL	1st Quarter Ending March 31	2nd Quarter Ending June 30	3rd Quarter Ending Sept. 30	4th Quarter Ending Dec. 31	TOTAL	Unreleased Appro	Unobligated Allotments	Unpaid Obligations (15-20)-(23-24)	
																						Die and Demandable	Not Yet Due and Demandable
1	2	3	4	5=(3+4)	6	7	8	9	10=[(6+(-)7)+8+9]	11	12	13	14	15=(11+12+13+14)	16	17	18	19	20=(16+17+18+19)	21	22	23	24
MOOE		1,179,000.00	(20,623.44)	1,158,376.56	1,179,000.00	(20,623.44)	0.00	0.00	1,158,376.56	126,608.83	44,648.59	74,613.29	868,867.10	1,114,737.42	107,408.63	69,656.90	77,805.78	868,867.10	1,114,737.42	0.00	43,639.14	0.00	0.00
Sub-Total, Operations		48,991,000.00	(197,894.44)	48,793,115.56	48,991,000.00	(197,894.44)	0.00	0.00	48,793,115.56	8,877,463.34	12,576,175.19	10,316,323.10	16,716,231.41	46,486,163.04	8,466,024.73	12,824,808.30	10,342,276.38	16,847,201.71	48,480,313.94	0.00	306,952.52	0.00	5,850.00
PB		37,176,300.00	(177,291.00)	36,999,009.00	37,176,300.00	(177,291.00)	0.00	0.00	36,999,009.00	7,896,627.84	11,295,638.07	7,746,537.25	10,407,936.04	36,999,739.00	7,475,882.88	11,398,383.16	7,788,537.25	10,407,936.04	36,999,739.00	0.00	0.00	0.00	0.00
MOOE		11,815,000.00	(20,623.44)	11,794,376.56	11,815,000.00	(20,623.44)	0.00	0.00	11,794,376.56	1,280,835.70	1,320,537.12	2,597,785.85	6,308,236.37	11,487,424.04	980,142.17	1,488,425.15	2,583,741.95	6,439,265.87	11,481,574.94	0.00	306,952.52	0.00	5,850.00
PrEx (if Applicable)		0.00	0.00	0.00	0.00	0.00	0.00	0.00	0.00	0.00	0.00	0.00	0.00	0.00	0.00	0.00	0.00	0.00	0.00	0.00	0.00	0.00	0.00
CO		0.00	0.00	0.00	0.00	0.00	0.00	0.00	0.00	0.00	0.00	0.00	0.00	0.00	0.00	0.00	0.00	0.00	0.00	0.00	0.00	0.00	0.00
Sub-Total, I. Agency Specific Budget		74,532,000.00	(177,291.00)	74,354,709.00	74,532,000.00	(177,291.00)	0.00	0.00	74,354,709.00	13,263,321.34	18,868,339.92	16,892,515.15	25,153,618.07	74,047,786.48	12,851,882.73	19,049,712.82	16,586,256.93	25,544,084.80	74,041,936.48	0.00	306,952.52	0.00	5,850.00
PB		38,177,000.00	(177,291.00)	37,999,709.00	38,177,000.00	(177,291.00)	0.00	0.00	37,999,709.00	7,828,865.84	11,858,382.83	8,239,340.25	11,033,030.49	38,899,739.00	7,816,240.39	11,950,627.71	8,227,340.25	11,003,330.48	38,899,739.00	0.00	0.00	0.00	0.00
MOOE		35,365,000.00	0.00	35,365,000.00	35,365,000.00	0.00	0.00	0.00	35,365,000.00	5,334,335.79	7,109,957.29	8,453,174.90	14,150,579.59	35,048,047.48	5,033,642.17	7,099,085.21	8,368,415.78	14,541,054.32	35,042,197.48	0.00	306,952.52	0.00	5,850.00
PrEx (if Applicable)		0.00	0.00	0.00	0.00	0.00	0.00	0.00	0.00	0.00	0.00	0.00	0.00	0.00	0.00	0.00	0.00	0.00	0.00	0.00	0.00	0.00	0.00
CO		0.00	0.00	0.00	0.00	0.00	0.00	0.00	0.00	0.00	0.00	0.00	0.00	0.00	0.00	0.00	0.00	0.00	0.00	0.00	0.00	0.00	0.00
I. Automatic Appropriations		3,581,000.00	(16,158.00)	3,564,842.00	3,581,000.00	(16,158.00)	0.00	0.00	3,564,842.00	862,876.13	964,513.88	878,904.04	858,547.95	3,564,842.00	862,876.13	964,513.88	878,904.04	858,547.95	3,564,842.00	0.00	0.00	0.00	0.00
Specific Budgets of National Government Agencies		3,581,000.00	(16,158.00)	3,564,842.00	3,581,000.00	(16,158.00)	0.00	0.00	3,564,842.00	862,876.13	964,513.88	878,904.04	858,547.95	3,564,842.00	862,876.13	964,513.88	878,904.04	858,547.95	3,564,842.00	0.00	0.00	0.00	0.00
Retirement and Life Insurance Premiums		3,581,000.00	(16,158.00)	3,564,842.00	3,581,000.00	(16,158.00)	0.00	0.00	3,564,842.00	862,876.13	964,513.88	878,904.04	858,547.95	3,564,842.00	862,876.13	964,513.88	878,904.04	858,547.95	3,564,842.00	0.00	0.00	0.00	0.00
PS		3,581,000.00	(16,158.00)	3,564,842.00	3,581,000.00	(16,158.00)	0.00	0.00	3,564,842.00	862,876.13	964,513.88	878,904.04	858,547.95	3,564,842.00	862,876.13	964,513.88	878,904.04	858,547.95	3,564,842.00	0.00	0.00	0.00	0.00
Sub-Total, II. Automatic Appropriations		3,581,000.00	(16,158.00)	3,564,842.00	3,581,000.00	(16,158.00)	0.00	0.00	3,564,842.00	862,876.13	964,513.88	878,904.04	858,547.95	3,564,842.00	862,876.13	964,513.88	878,904.04	858,547.95	3,564,842.00	0.00	0.00	0.00	0.00
PS		3,581,000.00	(16,158.00)	3,564,842.00	3,581,000.00	(16,158.00)	0.00	0.00	3,564,842.00	862,876.13	964,513.88	878,904.04	858,547.95	3,564,842.00	862,876.13	964,513.88	878,904.04	858,547.95	3,564,842.00	0.00	0.00	0.00	0.00
MOOE		0.00	0.00	0.00	0.00	0.00	0.00	0.00	0.00	0.00	0.00	0.00	0.00	0.00	0.00	0.00	0.00	0.00	0.00	0.00	0.00	0.00	0.00
PrEx		0.00	0.00	0.00	0.00	0.00	0.00	0.00	0.00	0.00	0.00	0.00	0.00	0.00	0.00	0.00	0.00	0.00	0.00	0.00	0.00	0.00	0.00
CO		0.00	0.00	0.00	0.00	0.00	0.00	0.00	0.00	0.00	0.00	0.00	0.00	0.00	0.00	0.00	0.00	0.00	0.00	0.00	0.00	0.00	0.00
GRAND TOTAL		78,113,000.00	(193,419.00)	77,919,581.00	78,113,000.00	(193,419.00)	0.00	0.00	77,919,581.00	14,126,197.47	19,832,852.80	17,541,419.19	26,012,158.02	77,912,628.48	13,714,758.86	20,014,226.90	17,475,160.97	26,402,332.78	77,906,776.48	0.00	306,952.52	0.00	5,850.00
PB		42,788,000.00	(193,419.00)	42,594,581.00	42,788,000.00	(193,419.00)	0.00	0.00	42,594,581.00	8,791,861.77	12,822,896.51	9,088,244.29	11,861,578.43	42,594,581.00	8,681,116.69	12,915,141.59	9,106,744.23	11,961,578.43	42,594,581.00	0.00	0.00	0.00	0.00
MOOE		35,355,000.00	0.00	35,355,000.00	35,355,000.00	0.00	0.00	0.00	35,355,000.00	5,334,335.79	7,109,957.29	8,453,174.90	14,150,579.59	35,048,047.48	5,033,642.17	7,099,085.21	8,368,415.78	14,541,054.32	35,042,197.48	0.00	306,952.52	0.00	5,850.00
Recapitulation by OO:																							
I. Agency Specific Budget		48,991,000.00	(197,894.44)	48,793,115.56	48,991,000.00	(197,894.44)	0.00	0.00	48,793,115.56	8,877,463.34	12,576,175.19	10,316,323.10	16,716,231.41	46,486,163.04	8,466,024.73	12,824,808.30	10,342,276.38	16,847,201.71	48,480,313.94	0.00	306,952.52	0.00	5,850.00
NATIONAL STATISTICS DEVELOPMENT PROGRAM		43,883,000.00	(177,291.00)	43,705,709.00	43,883,000.00	(177,291.00)	0.00	0.00	43,705,709.00	7,990,493.82	10,880,184.98	9,490,525.80	15,101,250.82	43,442,425.62	7,605,425.31	11,085,610.58	9,513,288.80	15,232,251.12	43,436,575.50	0.00	263,313.38	0.00	0.00
STATISTICAL POLICY AND COORDINATION PROGRAM		524,000.00	0.00	524,000.00	524,000.00	0.00	0.00	0.00	524,000.00	46,640.89	21,876.06	87,078.78	368,404.33	524,000.00	39,440.89	29,076.00	87,078.78	368,404.33	524,000.00	0.00	0.00	0.00	0.00
CIVIL REGISTRATION PROGRAM		4,584,000.00	(20,623.44)	4,563,376.56	4,584,000.00	(20,623.44)	0.00	0.00	4,563,376.56	840,358.53	1,694,114.21	738,718.42	1,246,546.38	4,519,737.42	821,158.53	1,710,121.71	741,910.92	1,246,546.26	4,519,737.42	0.00	43,639.14	0.00	0.00


Certified Correct:


ABENOJA YVONNE CASTALO

Budget Officer

Date: 2020-01-15 14:18:33.0


Recommending Approval:


DIFUNTORUM ROMNICK C.

Accountant III

Date: 2020-01-15 15:16:

Approved By:


ATTY. DE GUZMAN, SHEILA O.

OIC Regional Director/ RSSO I

Date: 2020-01-15 19:05: