


SUMMARY 7,138,216.37 22,724,497.72 -
 2779926.70 12163285.68 0.00


913,878.90
 0.00 -653483.56

	Previous Report	This Report	As of Date
Total Disbursement Authorities Received			
NCA	17,526,000.00	7,299,000.00	24,825,000.00
NTA	84,486,081.21	17,635,318.33	102,101,399.54
Working Fund	-	-	-
TRA	1,454,795.77	489,420.97	1,944,216.74
CDC	-	-	-
NCAA	-	-	-
Others (CDT, BTr, Docs Stamp, etc.)	-	-	-
TOTAL	103,446,876.98	25,423,739.30	128,870,616.28
Less: Notice of Transfer Allocations (NTA) issued	48,131,967.32	9,361,870.50	55,493,837.82
Total Disbursements Authorities Available	57,314,909.66	16,061,868.80	73,376,778.46
Less: Lapsed NCA Disbursements	41,011,033.40	16,405,683.87	57,416,697.27
Balance of Disbursements Authorities as of to date	16,303,876.26	(343,795.07)	15,960,081.19
	(0.00)		(0.00)




	Previous Report	This Month	As of Date
Total Disbursements Program	57,314,909.66	16,061,868.80	73,376,778.46
Less: Actual Disbursements	41,011,033.40	16,405,683.87	57,416,697.27
(Over)/Under spending	16,303,876.26	(343,795.07)	15,960,081.19

CERTIFIED CORRECT:


 ROMNICK C. DIFUNTORUM
 Accountant III

RECOMMENDING APPROVAL:

 CAMILLE CARLA U. BELTRAN
 OIC, CRASD 02 MAY 2022

APPROVED:

 ATTY. SHEILA C. DE GUZMAN
 REGIONAL DIRECTOR