


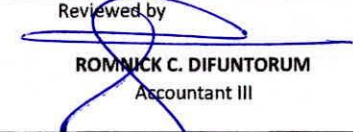

PHILIPPINE STATISTICS AUTHORITY - REGIONAL STATISTICAL SERVICES OFFICE I
PARRAMATA BLDG. C, BIDAY, SAN FERNANDO CITY, LA UNION
LIST OF COMPLETED AND ON-GOING MAJOR PROJECT / PROGRAMS / ACTIVITIES
IMPLEMENTED AS OF THE 3rd QUARTER CY 2023

Project/Program/Activity Name	Location	Total Cost	Date Started	No. of Extensions	Target Completion Date	Project Status		Remarks
						% of Completion	Total Cost Incurred to Date	
A.III.a.1 Conduct of Censuses and Surveys on Agriculture, Fisheries, Industry, and Services Sector								
1 Compilation of Data in Slaughterhouses and Poultry Dressing Plants(CDSPDP)	SOCD	16,760,646.81	02/01/2023		12/31/2023	58%	9,764,624.97	on going
2 Backyard Livestock and Poultry Survey	SOCD							
3 Commercial Livestock and Poultry Survey	SOCD							
4 Crops Production Survey	SOCD							
5 Quarterly Commercial Fisheries Survey(QCFS)/Quarterly Municipal Fisheries Survey	SOCD							
6 Quarterly Inland Municipal Fisheries Survey/Quarterly Aquaculture Survey	SOCD							
7 FSD	SOCD							
8 Monthly Palay and Corn Situation Report(MPCSR)								
9 Palay and Corn Production Survey(PCPS)								
10 Palay and Corn Stock Survey(PCSS 1)								
11 Wholesale Price Survey								
12 Farm Price Survey(FPS)								
13 Commercial Stock Survey(CSS)	SOCD							
14 Quarterly Survey of Phil. Business Industry(QSPBI)								
15 Monitoring of Monthly Integrated Survey of Selected Industries (MISSI)	PSA RSSO I							
16 Monitoring of Price Statistics								
a. Consumer Price Index								
b. Petroleum Products								
17 Monthly Collection of Building Permits issued by LGUs	PSA RSSO I							
18 Monitoring of Monthly Foreign Trade Statistics	PSA RSSO I							
19 Monitoring of Monthly Foreign Trade Statistics								
20 Monitoring of Monthly Domestic Trade Statistics	PSA RSSO I							
A.III.a.2 Conduct of Household-based Censuses and Surveys	PSA RSSO I	2,410,498.00	02/01/2023		12/31/2023	88%	2,115,346.60	on going
1 January/April/July/October 2020 LFS								
A.III.b.3 Coordination of Statistical Activities at the National and Local Levels	PSA RSSO I	333,000.00	02/01/2023		12/31/2023	70%	231,766.96	on going
A.III.c.1 Processing and Archiving of Civil Registry Documents	PSA RSSO I	1,921,000.00	02/01/2023		12/31/2023	42%	801,960.60	on going
Centrally Managed Fund (CMF)/Locally Funded Project(LFP)-CURRENT APPROPRIATIONS								
1 A.III.b.2-Development and Improvement of Statistical Frameworks and Standards(MAS)	PSA RSSO I	1,211,655.53	02/01/2023		12/31/2023	92%	1,113,918.87	on going
2 A.III.c.2- Issuance of Civil Registration/Authentication of Documents(CRS)	PSA RSSO I	547,140.00	02/01/2023		12/31/2023	94%	512,774.30	on going

8

8

+

Project/Program/Activity Name	Location	Total Cost	Date Started	No. of Extensions	Target Completion Date	Project Status		Remarks
						% of Completion	Total Cost Incurred to Date	
3. Census of Agriculture and Fisheries (CAF)	PSA RSSO I	73,726,756.00	19/01/2023		12/31/2023	9%	6,516,830.56	on going
4. Census of Philippine Business and Industry (CPBI)	PSA RSSO I	9,218,789.00	25/02/2023		12/31/2023	28%	2,603,094.58	on going
5. Annual Survey of Philippine Business and Industry (ASPBI)	PSA RSSO I	2,414,976.00	31/01/2023		12/31/2023	80%	1,935,838.61	on going
6. Family Income and Expenditures Survey (FIES)	PSA RSSO I	8,233,049.00	07/01/2023		12/31/2023	82%	6,755,410.60	on going
7. Census of Population and Housing (NCS)	PSA RSSO I	860,062.50	23/02/2023		31/12/2023	79%	680,718.75	on going
8. Development/Enhancement of the Design of Statistical Integrating Geospatial Information (↑)	PSA RSSO I	40,888,362.00	31/01/2023		31/12/2023	26%	10,604,234.25	on going
9. Philippine Identification System (PHILSYS)	PSA RSSO I	41,048,330.78	23/02/2023		31/12/2023	99%	40,479,772.54	on going
Centrally Managed Fund (CMF)/Locally Funded Project(LFP)-CONTINUING APPROPRIATIONS								
Conduct of the following Statistical and Civil Registration Activities:								
1. Development and improvement of statistical framework and standards (MAS)	PSA RSSO I	2,000,962.00	27/01/2023		31/12/2023	36%	715,159.26	on going
2. Census of Agriculture and Fisheries (CAF)	PSA RSSO I	40,110,777.00	27/01/2023		31/12/2023	6%	2,335,367.74	on going
3. National Demographic Health Survey (NDHS)	PSA RSSO I	232,050.00	27/01/2023		31/12/2023	7%	16,206.00	on going
4. Generation/Compilation of Community-Based Statistics (CBSS)	PSA RSSO I	7,157,158.00	27/01/2023		31/12/2023	70%	5,041,245.69	on going
5. Philippine Identification System (PHILSYS)	PSA RSSO I	28,076,961.92	27/01/2023		31/12/2023	73%	20,465,865.62	on going
Prepared by:	 YVONNE C. ARENOJA Administrative Officer IV		Reviewed by  ROMNICK C. DIFUNTORUM Accountant III		Approved by:  JUANITO Y. YABES OIC			