

MONTHLY REPORT OF DISBURSEMENTS
For the month of February 2022

Department: National Economic and Development Authority (NEDA)
 Agency/Entity: Philippine Statistics Authority
 Operating Unit: Regional Statistical Services Office - I
 Organization Code (UACS): 24 008 0300001
 Fund Cluster: 01 Regular Agency Fund


Particulars	Current Year Budget					Prior Year's Budget					Current Year's Accounts Payable					Prior Year's Accounts Payable					Grand Total					Remarks			
	PS	MOOE	FINEX	CO	TOTAL	PS	MOOE	FINEX	CO	TOTAL	PS	MOOE	FINEX	CO	TOTAL	PS	MOOE	FINEX	CO	TOTAL	PS	MOOE	FINEX	CO	TOTAL				
CASH DISBURSEMENTS	3,633,332.20	13,567,185.05	0.00	0.00	6=2+3+4+5 17,200,517.25	0.00	1,865,414.02	0.00	0.00	1,865,414.02	0.00	951,918.42	0.00	0.00	951,918.42	2,817,332.44	18=6+17	20,017,848.69	0.00	0.00	3,633,332.20	16,584,517.49	0.00	0.00	20,017,848.69				
Notice of Cash Allocation (NCA)	1,345,267.70	253,115.13	0.00	0.00	1,598,382.83	0.00	1,865,414.02	0.00	0.00	1,865,414.02	0.00	0.00	0.00	0.00	1,865,414.02	3,483,786.85	0.00	0.00	0.00	0.00	1,345,267.70	2,118,529.15	0.00	0.00	3,483,786.85				
MDS Checks Issued	340,686.13	157,840.35	0.00	0.00	498,526.48	0.00	1,865,414.02	0.00	0.00	1,865,414.02	0.00	0.00	0.00	0.00	1,865,414.02	2,363,920.50	0.00	0.00	0.00	0.00	340,686.13	2,023,254.37	0.00	0.00	2,363,920.50				
Advice to Debit Account	1,004,601.57	95,274.78	0.00	0.00	1,099,876.35	0.00	0.00	0.00	0.00	0.00	0.00	0.00	0.00	0.00	0.00	1,099,876.35	0.00	0.00	0.00	0.00	1,004,601.57	95,274.78	0.00	0.00	1,099,876.35				
Notice of Transfer Allocations (NTA)	2,288,064.50	13,314,069.82	0.00	0.00	15,602,134.32	0.00	0.00	0.00	0.00	0.00	0.00	951,918.42	0.00	951,918.42	16,554,052.84	0.00	0.00	0.00	0.00	0.00	2,288,064.50	14,265,988.34	0.00	0.00	16,554,052.84				
MDS Checks Issued	673,770.01	5,432,238.48	0.00	0.00	6,105,998.49	0.00	0.00	0.00	0.00	0.00	0.00	309,672.08	0.00	309,672.08	309,672.08	6,415,680.55	0.00	0.00	0.00	0.00	673,770.01	5,741,910.54	0.00	0.00	6,415,680.55				
Advice to Debit Account	1,614,294.49	7,881,831.44	0.00	0.00	9,496,125.93	0.00	0.00	0.00	0.00	0.00	0.00	642,246.36	0.00	642,246.36	642,246.36	10,138,372.29	0.00	0.00	0.00	0.00	1,614,294.49	8,524,077.80	0.00	0.00	10,138,372.29				
Working Fund for FAPs	0.00	0.00	0.00	0.00	0.00	0.00	0.00	0.00	0.00	0.00	0.00	0.00	0.00	0.00	0.00	0.00	0.00	0.00	0.00	0.00	0.00	0.00	0.00	0.00	0.00	0.00			
Cash Disbursement Ceiling (CDC)	0.00	0.00	0.00	0.00	0.00	0.00	0.00	0.00	0.00	0.00	0.00	0.00	0.00	0.00	0.00	0.00	0.00	0.00	0.00	0.00	0.00	0.00	0.00	0.00	0.00	0.00	0.00		
TOTAL CASH DISBURSEMENTS	3,633,332.20	13,567,185.05	0.00	0.00	17,200,517.25	0.00	1,865,414.02	0.00	0.00	1,865,414.02	0.00	951,918.42	0.00	0.00	951,918.42	2,817,332.44	20,017,848.69	0.00	0.00	0.00	3,633,332.20	16,584,517.49	0.00	0.00	20,017,848.69				
NON-CASH DISBURSEMENTS	222,212.27	375,552.18	0.00	0.00	597,764.45	0.00	82,415.89	0.00	0.00	82,415.89	0.00	26,739.94	0.00	0.00	26,739.94	109,155.83	706,920.28	0.00	0.00	0.00	222,212.27	484,708.01	0.00	0.00	706,920.28				
Tax Remittance Advices Issued (TRA)	222,212.27	375,552.18	0.00	0.00	597,764.45	0.00	82,415.89	0.00	0.00	82,415.89	0.00	26,739.94	0.00	0.00	26,739.94	109,155.83	706,920.28	0.00	0.00	0.00	222,212.27	484,708.01	0.00	0.00	706,920.28				
Non-Cash Availment Authority (NCAA)	0.00	0.00	0.00	0.00	0.00	0.00	0.00	0.00	0.00	0.00	0.00	0.00	0.00	0.00	0.00	0.00	0.00	0.00	0.00	0.00	0.00	0.00	0.00	0.00	0.00	0.00	0.00		
Disbursements effected through outright deductions from claims (please specify...)	0.00	0.00	0.00	0.00	0.00	0.00	0.00	0.00	0.00	0.00	0.00	0.00	0.00	0.00	0.00	0.00	0.00	0.00	0.00	0.00	0.00	0.00	0.00	0.00	0.00	0.00	0.00	0.00	
Overpayment of expenses (e.g. personnel benefits)	0.00	0.00	0.00	0.00	0.00	0.00	0.00	0.00	0.00	0.00	0.00	0.00	0.00	0.00	0.00	0.00	0.00	0.00	0.00	0.00	0.00	0.00	0.00	0.00	0.00	0.00	0.00	0.00	
Resumption of work of government employees	0.00	0.00	0.00	0.00	0.00	0.00	0.00	0.00	0.00	0.00	0.00	0.00	0.00	0.00	0.00	0.00	0.00	0.00	0.00	0.00	0.00	0.00	0.00	0.00	0.00	0.00	0.00	0.00	
Disbursements for damages and similar claims	0.00	0.00	0.00	0.00	0.00	0.00	0.00	0.00	0.00	0.00	0.00	0.00	0.00	0.00	0.00	0.00	0.00	0.00	0.00	0.00	0.00	0.00	0.00	0.00	0.00	0.00	0.00	0.00	
Others (e.g. documentary stamp tax, etc.)	0.00	0.00	0.00	0.00	0.00	0.00	0.00	0.00	0.00	0.00	0.00	0.00	0.00	0.00	0.00	0.00	0.00	0.00	0.00	0.00	0.00	0.00	0.00	0.00	0.00	0.00	0.00	0.00	
TOTAL NON-CASH DISBURSEMENTS	222,212.27	375,552.18	0.00	0.00	597,764.45	0.00	82,415.89	0.00	0.00	82,415.89	0.00	26,739.94	0.00	0.00	26,739.94	109,155.83	706,920.28	0.00	0.00	0.00	222,212.27	484,708.01	0.00	0.00	706,920.28				
GRAND TOTAL	3,855,544.47	13,942,737.23	0.00	0.00	17,798,281.70	0.00	1,947,829.91	0.00	0.00	1,947,829.91	0.00	978,658.36	0.00	0.00	978,658.36	2,926,488.27	20,724,768.97	0.00	0.00	0.00	3,855,544.47	16,868,225.50	0.00	0.00	20,724,768.97				


SUMMARY


Particulars	Previous Report	This Month	As at Date
(1)	(2)	(3)	(4)
Total Disbursement Authorities Received	13,373,101.29	51,395,872.09	64,768,973.38
NCA	5,855,000.00	5,948,000.00	11,803,000.00
NTA	7,230,348.21	44,740,951.81	51,971,300.02
Working Fund	0.00	0.00	0.00
TRA	287,753.08	706,920.28	994,673.36
CDC	0.00	0.00	0.00
NCAA	0.00	0.00	0.00
Less: Notice of Transfer of Allocations (NTA)* issued	3,565,425.00	22,878,948.00	26,444,373.00
Total Disbursement Authorities Available	9,807,676.29	28,516,924.09	38,324,600.38
Less:	0.00	0.00	0.00
Lapsed NCA	0.00	0.00	0.00
Disbursements	4,701,448.05	20,724,769.97	25,426,218.02
Less: Other Non-Cash Disbursements	0.00	0.00	0.00
Disbursements effected through outright deductions from claims	0.00	0.00	0.00
Overpayment of expenses(e.g. personnel benefits)	0.00	0.00	0.00
Restitution for loss of government property	0.00	0.00	0.00
Liquidated damages and similar claims	0.00	0.00	0.00
Others (e.g. TEF, BTr, Docs Stamp, etc.)	0.00	0.00	0.00
Add/Less: Adjustments (e.g. cancelled/staled checks)	0.00	0.00	0.00
Balance of Disbursement Authorities as at date	5,106,228.24	7,792,154.12	12,898,382.36
Total Disbursements Program	9,807,676.29	28,516,924.09	38,324,600.38
Less: *Actual Disbursements	4,701,448.05	20,724,769.97	25,426,218.02
(Over)/Under spending	5,106,228.24	7,792,154.12	12,898,382.36

Notes: * The use of NTA is discouraged
 Notes: ** Amounts should tally with the grand total disbursement (column 27).

Certified Correct:


ROMNICK C. DIFUNTORUM, CPA
 Accountant III
 Date: 01-Mar-22

Recommending
 Approval:

CAMILLE CARLA U. BELTRAN
 OIC, CRASD
 Date: 01 March 2022

Approved By:

ATTY. SHEILA O. DE GUZMAN, CPA
 Regional Director
 Date: 3/1/22