



SPECIAL RELEASE

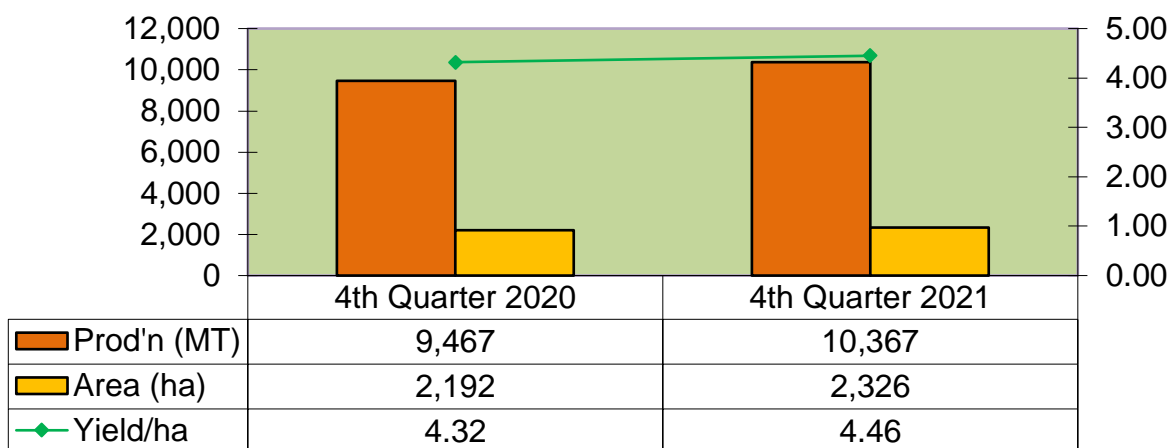
Corn Production in the Ilocos Region Increases in 4th Quarter 2021

Date of Release: _____
 Reference No. 2022-____

The corn production in the Ilocos Region in 4th quarter 2021 increased by 9.51 percent. From the output of 9,467 metric tons in the same period of 2020, it went up to 10,367 metric tons in 4th quarter 2021. The harvest area expanded from 2,192 hectares to 2,326 hectares. The yield per hectare also increased from 4.32 metric tons to 4.46 metric tons.

The provinces of Ilocos Norte, Ilocos Sur, and Pangasinan managed to record positive growth in corn output, while La Union experienced contraction.

**Figure 1. Corn Estimates, Ilocos Region
 4th Quarter 2020 and 4th Quarter 2021**

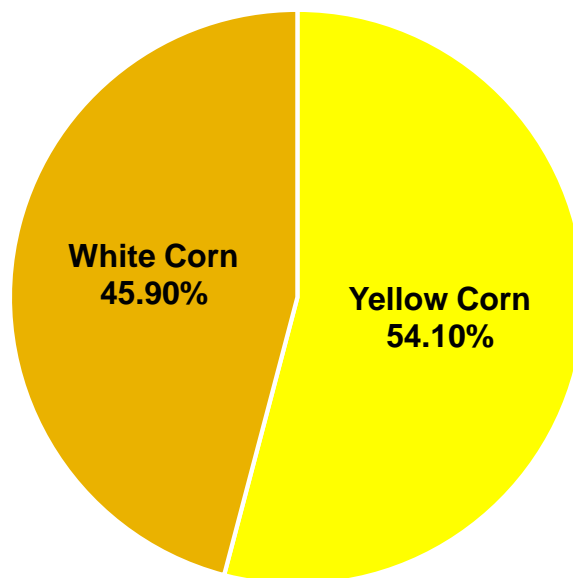


Source: Corn Production Survey, PSA



About 54.10 percent of the total corn production of the Ilocos Region in 4th quarter 2021 were yellow corn. In terms of the area harvested, yellow corn comprised 41.70 percent while 58.30 percent were white corn.

Figure 2. Percentage Distribution of Volume of Corn Production by Type, Ilocos Region: 4th Quarter 2021



Source: Corn Production Survey, PSA

The highest corn harvest came from Ilocos Norte with 32.02 percent share in the total corn production in Ilocos Region. During the period, the province recorded 3,319 metric tons volume of corn production. This is higher by 7.45 percent from the 3,089 metric tons output in the same period last year. The harvest area was at 630 hectares. About 72.28 percent of the total area harvested were yellow corn. On the other hand, the yield per hectare went up from 4.92 metric tons to 5.27 metric tons during the period.

Pangasinan ranked second among the four provinces of the region in terms of volume of corn production in 4th quarter 2021. The province registered a production of 3,015 metric tons, higher by 30.58 percent from the output in 4th quarter 2020 of 2,309 metric tons. The harvest area increased from 500 hectares to 620 hectares in 4th quarter 2021. The yield per hectare, likewise, went up from 4.62 metric tons to 4.86 metric tons. Yellow corn dominated the corn areas of the province sharing 63.08 percent.



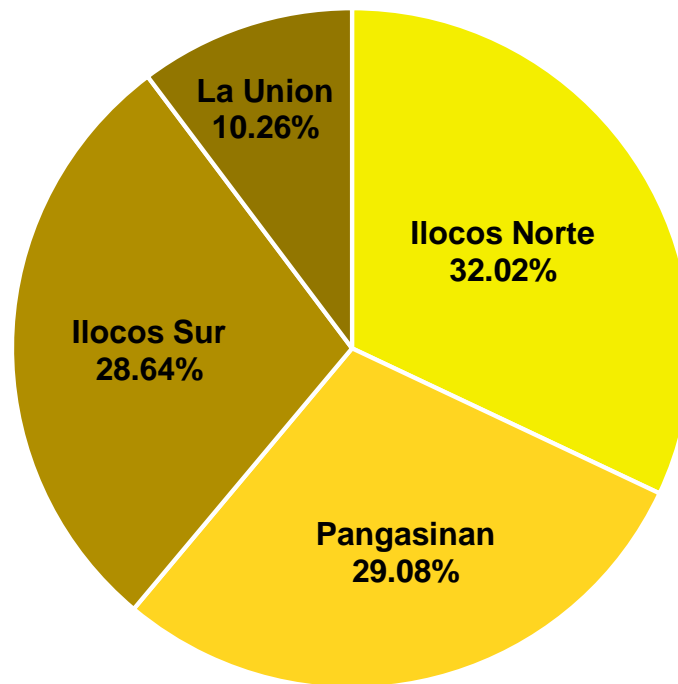
Management System
ISO 9001:2015



www.tuv.com
ID: 9108640991

Parammata Bldg. C, Diversion Road, Sitio 5, Brgy. Biday, City of San Fernando, La Union
Telefax: 607-0247/ 888-2582
www.rss01.psa.gov.ph

Figure 3. Percentage Distribution of Volume of Corn Production by Province, Ilocos Region: 4th Quarter 2021



Source: Corn Production Survey, PSA

The volume of corn production in Ilocos Sur increased in 4th quarter 2021. The output was posted at 2,969 metric tons, or 2.95 percent higher than the record in 4th quarter 2020 of 2,884 metric tons. The harvest area also went up from 730 hectares to 757 hectares. Yellow corn comprised 44.06 percent of the total corn area harvested in the province, while the remaining were white corn. Meanwhile, the yield per hectare went down from 3.95 metric tons to 3.92 metric tons. The province ranked third in terms of volume of corn production in 4th quarter 2021 with 28.64 percent share.

The province of La Union produced 1,064 metric tons of corn during the 4th quarter 2021. This is 10.21 percent lower than the output in the previous year of the same period. All the corn output of the province during the period were white variety. The harvest area also decreased to 319 hectares from the 334 hectares in 4th quarter 2020. Likewise, the yield per hectare decreased from 3.55 metric tons to 3.34 metric tons.



Management System
ISO 9001:2015



www.tuv.com
ID: 9108640991

Parammata Bldg. C, Diversion Road, Sitio 5, Brgy. Biday, City of San Fernando, La Union
Telefax: 607-0247/ 888-2582
www.rss01.psa.gov.ph

**Table 1. Corn Production Estimates by Province
Ilocos Region: 4th Quarter 2020 and 4th Quarter 2021**

ITEM	4th Quarter		Growth Rate (%)
	2020	2021	
PRODUCTION (MT)	9,467	10,367	9.51
Ilocos Norte	3,089	3,319	7.45
Ilocos Sur	2,884	2,969	2.95
La Union	1,185	1,064	(10.21)
Pangasinan	2,309	3,015	30.58
AREA HARVESTED (Ha)	2,192	2,326	6.11
Ilocos Norte	628	630	0.32
Ilocos Sur	730	757	3.70
La Union	334	319	(4.49)
Pangasinan	500	620	24.00
YIELD/HECTARE	4.32	4.46	3.20
Ilocos Norte	4.92	5.27	7.10
Ilocos Sur	3.95	3.92	(0.72)
La Union	3.55	3.34	(5.99)
Pangasinan	4.62	4.86	5.30

Note: Details may not add up to total due to rounding

Source: Corn Production Survey, PSA



Management System
ISO 9001:2015



www.tuv.com
ID: 9108640991

TECHNICAL NOTES

The Corn Production Survey (CPS) is a quarterly survey of the Philippine Statistics Authority conducted simultaneously with the Palay Production Survey (PPS). The survey generates estimates on corn production, area and yield and other production-related data that serve as inputs for policymaking and programs on corn. The CPS covers sample-farming households in sample barangays in all provinces. It is conducted with the following quarters as the reference periods:

April Round Survey - January to March

July Round Survey - April to June

October Round Survey - July to September

January Round Survey - October to December

ATTY. SHEILA O. DE GUZMAN

Regional Director


JYY/TBO/KJAG



Management
System
ISO 9001:2015



www.tuv.com
ID: 9108640991

Parammata Bldg. C, Diversion Road, Sitio 5, Brgy. Biday, City of San Fernando, La Union
Telefax: 607-0247/ 888-2582
www.rss01.psa.gov.ph