



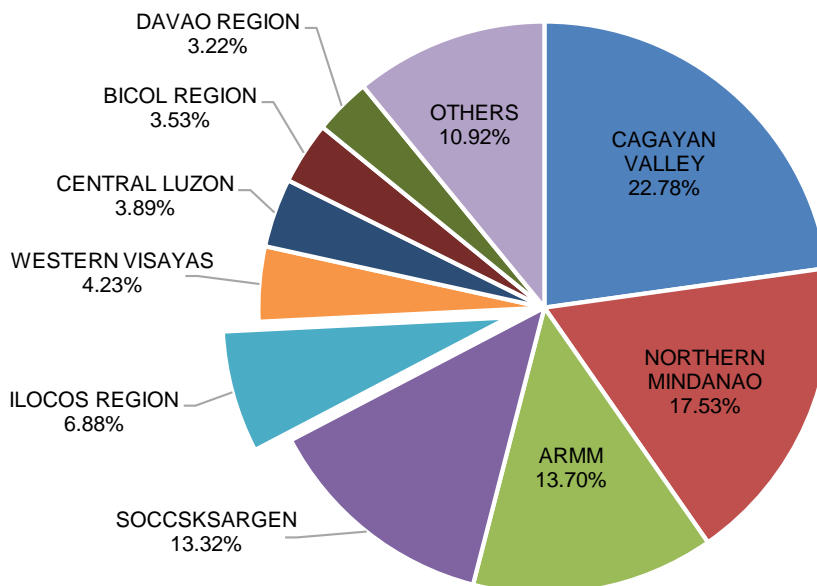
SPECIAL RELEASE

Corn Production in the Ilocos Region increases in 2021

Date of Release: _____
Reference No. 2022-____

The corn production in the Ilocos Region increased by 1.40 percent in 2021. The output of 571,259 metric tons is higher than the 563,388 metric tons in 2020. Ilocos Region ranked fifth in terms of volume of production among the regions in the country in 2021 with 6.88 percent share.

Figure 1. Percentage Distribution of Volume of Corn Production by Region, Philippines: 2021

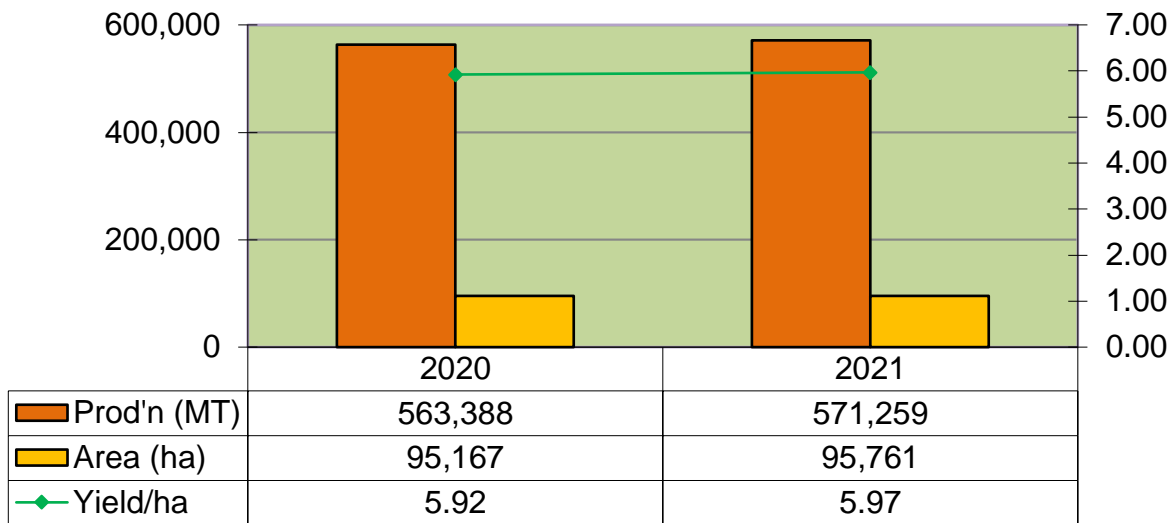


Source: Corn Production Survey, PSA

The harvest area went up from 95,167 hectares to 95,761 hectares. Moreover, the yield per hectare increased from 5.92 metric tons to 5.97 metric tons. The provinces of Ilocos Sur and Pangasinan contributed to the overall increase in corn output.



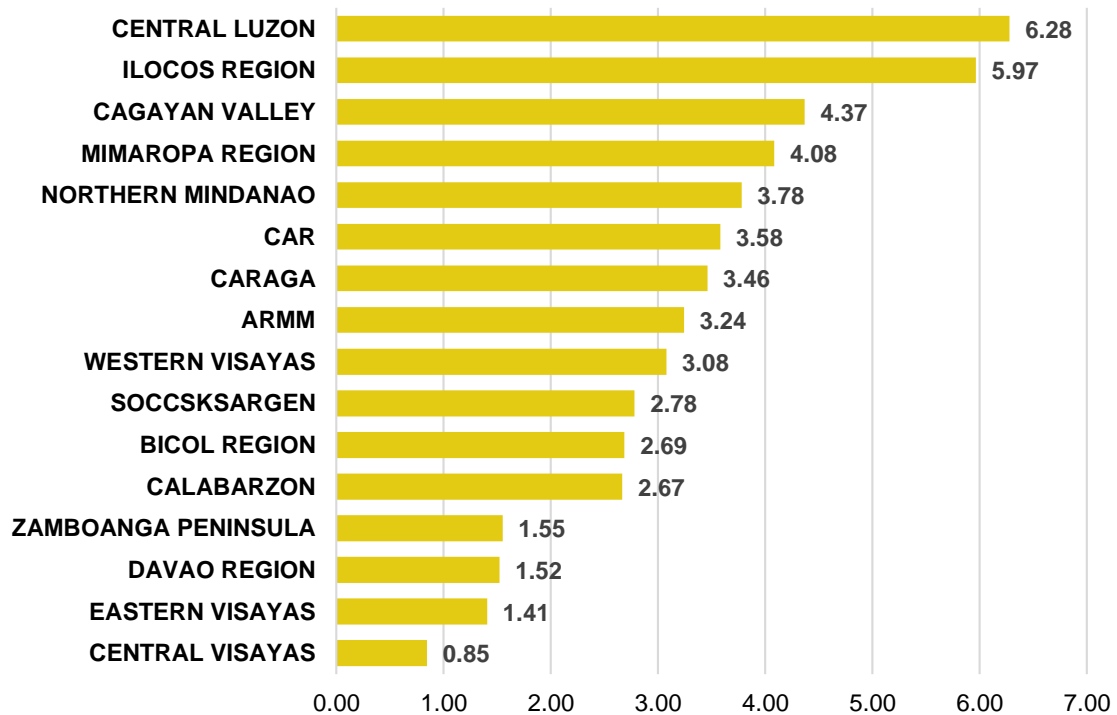
Figure 2. Corn Estimates, Ilocos Region: 2020 and 2021



Source: Corn Production Survey, PSA

The Ilocos Region ranked second in terms of yield per hectare among the regions in the country with 5.97 metric tons.

Figure 3. Corn Corn Yield Per Hectare by Region, Philippines: 2021



Source: Corn Production Survey, PSA



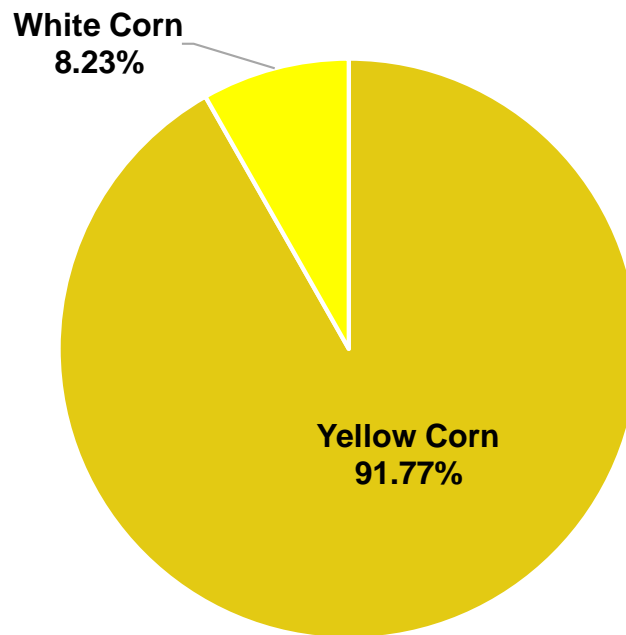
Management System
ISO 9001:2015
www.tuv.com
ID: 9108640991



Parammata Bldg. C, Diversion Road, Sitio 5, Brgy. Biday, City of San Fernando, La Union
Telefax: 607-0247/ 888-2582
www.rso01.psa.gov.ph

The corn production of Ilocos Region was dominated by yellow corn which accounted to 91.77 percent of the total corn production of the region.

Figure 4. Percentage Distribution of Volume of Corn Production by Type, Ilocos Region: 2021



Source: Corn Production Survey, PSA

The province of Pangasinan contributed 62.71 percent to the total corn production of the Ilocos Region in 2021. Its production of 358,233 metric tons is higher by 2.75 percent from the record in 2020 of 348,661 metric tons. The harvest area also increased from 57,108 hectares to 58,395 hectares. Moreover, the yield per hectare went up from 6.11 metric tons in 2020 to 6.13 metric tons in 2021.

Ilocos Sur which shared 19.38 percent to the total corn production of the region increased by 1.96 percent. The output reached to 110,736 metric tons from 108,606 metric tons in 2020. The harvest area, however, declined by 0.26 percent, from 18,953 hectares in 2020 to 18,903 hectares in 2021. The yield per hectare improved by 2.23 percent from 5.73 metric tons to 5.86 metric tons.



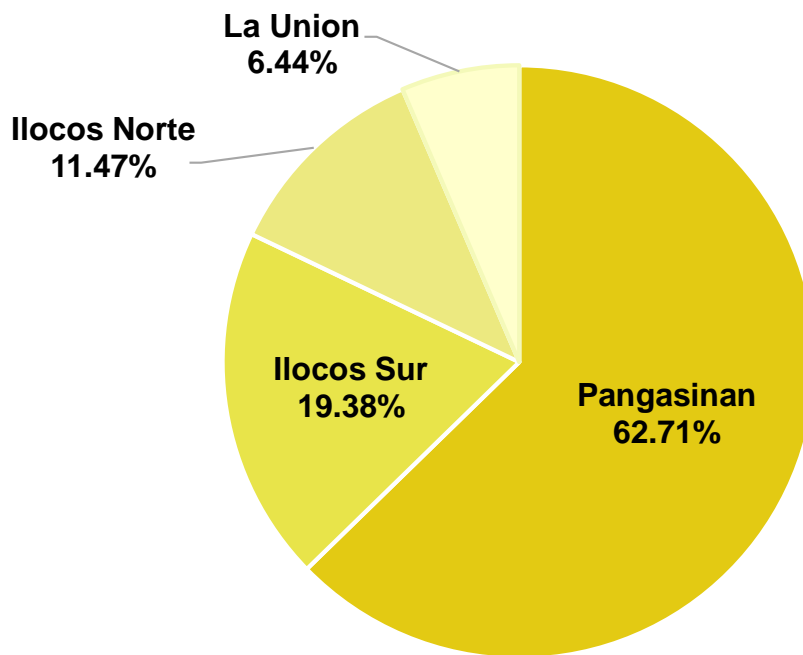
Management System
ISO 9001:2015



www.tuv.com
ID: 9108640991

Parammata Bldg. C, Diversion Road, Sitio 5, Brgy. Biday, City of San Fernando, La Union
Telefax: 607-0247/ 888-2582
www.rss01.psa.gov.ph

Figure 5. Percentage Distribution of Volume of Corn Production by Province, Ilocos Region: 2021



Source: Corn Production Survey, PSA

The volume of corn production in Ilocos Norte decreased in 2021. The output is lower by 1.52 percent from 66,508 metric tons in 2020 to 65,496 metric tons in 2021. The harvest area also declined by 1.92 percent from the 11,842 hectares in 2020. The yield per hectare, however went up from 5.62 metric tons to 5.64 metric tons.

The province of La Union marked at 36,794 metric tons in 2021. This is lower than the output in 2020 of 39,613 metric tons. The harvest area went down by 5.73 percent or 6,848 metric tons from the 7,264 hectares in 2020. The yield per hectare, likewise, decreased from 5.45 metric tons to 5.37 metric tons.



Management System
ISO 9001:2015



www.tuv.com
ID: 9108640991

Parammata Bldg. C, Diversion Road, Sitio 5, Brgy. Biday, City of San Fernando, La Union
Telefax: 607-0247/ 888-2582
www.rss01.psa.gov.ph

**Table 1. Corn Production Estimates by Province
Ilocos Region: 2020 and 2021**

ITEM	Annual		Growth Rate (%)
	2020	2021	
PRODUCTION (MT)	563,388	571,259	1.40
Ilocos Norte	66,508	65,496	(1.52)
Ilocos Sur	108,606	110,736	1.96
La Union	39,613	36,794	(7.12)
Pangasinan	348,661	358,233	2.75
AREA HARVESTED (Ha)	95,167	95,761	0.62
Ilocos Norte	11,842	11,615	(1.92)
Ilocos Sur	18,953	18,903	(0.26)
La Union	7,264	6,848	(5.73)
Pangasinan	57,108	58,395	2.25
YIELD/HECTARE	5.92	5.97	0.77
Ilocos Norte	5.62	5.64	0.40
Ilocos Sur	5.73	5.86	2.23
La Union	5.45	5.37	(1.47)
Pangasinan	6.11	6.13	0.48

Note: Details may not add up to total due to rounding

Source: Corn Production Survey, PSA



Management System
ISO 9001:2015



www.tuv.com
ID: 9108640991

TECHNICAL NOTES

The Corn Production Survey (CPS) is a quarterly survey of the Philippine Statistics Authority conducted simultaneously with the Palay Production Survey (PPS). The survey generates estimates on corn production, area and yield and other production-related data that serve as inputs for policymaking and programs on corn. The CPS covers sample-farming households in sample barangays in all provinces. It is conducted with the following quarters as the reference periods:

April Round Survey - January to March

July Round Survey - April to June

October Round Survey - July to September

January Round Survey - October to December

ATTY. SHEILA O. DE GUZMAN

Regional Director


JYY/TBO/KJAG



Management
System
ISO 9001:2015



www.tuv.com
ID: 9108640991

Parammata Bldg. C, Diversion Road, Sitio 5, Brgy. Biday, City of San Fernando, La Union
Telefax: 607-0247/ 888-2582
www.rss01.psa.gov.ph