

SPECIAL RELEASE

Vital Statistics Report La Union: 4th Quarter of 2019

Date of Release: 25 March 2020
Reference No. 2020-02

Birth Statistics

TABLE 1. Number and Daily Average of Registered Live Births
La Union: 4th Quarter, 2019 and 2018

Month of Registration	Fourth Quarter			
	Number		Daily Average	
	2019	2018	2019	2018
La Union	3,624	3,510	39	38
October	1,263	1,304	41	42
November	1,299	1,133	43	38
December	1,062	1,073	34	35

SOURCE: Preliminary results from the Decentralized Vital Statistics System 2011

The number of registered live births in La Union during the fourth quarter of 2019 summed up to 3,624, an increase of 3.25 percent compared with the 3,510 births in the same period of 2018. The daily average birth occurrence during the fourth quarter of 2019 was computed at 39 births or an average of two babies born per hour. The month of November posted the highest daily average births in fourth quarter of 2019 with 43, while the month of October had the highest daily average births with 42 in fourth quarter a year ago.

On the other hand, the month of December recorded the least daily average births in the province both in fourth quarter of 2018 and 2019 with 34 and 35 births respectively.

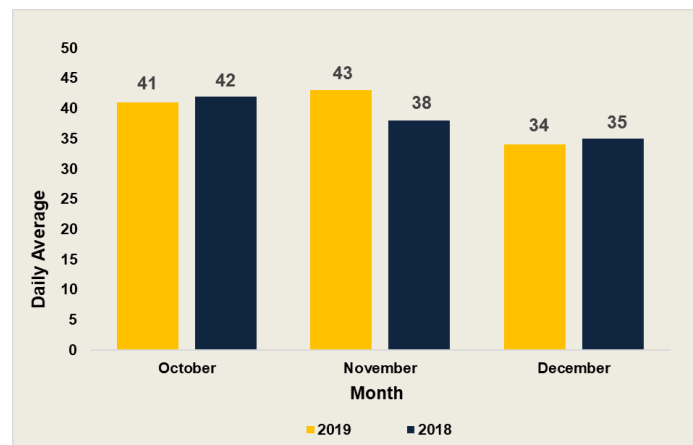


FIGURE 1. Daily Average of Registered Live Births
La Union: 4th Quarter, 2019 and 2018



Among the city/municipalities in the province, the City of San Fernando registered the highest number of births at 1,966 or 54.25 percent of the total registered births in fourth quarter of 2019 in La Union. Agoo ranked second with 845 births (23.32 percent share), distantly followed by Naguilian with 196 births (5.41 percent share), Balaoan with 131 births (3.61 percent share) and Burgos with 81 births (2.24 percent share).

TABLE 2. Number and Percent Distribution of Registered Live Births by City/Municipality, La Union:4th Quarter, 2018 and 2019

City/Municipality	Fourth Quarter			
	Number		Percent	
	2019	2018	2019	2018
LA UNION	3,624	3,510	100.0	100.0
Agoo	845	779	23.32	22.19
Aringay	49	71	1.35	2.02
Bacnotan	43	63	1.19	1.79
Bagulin	24	44	0.66	1.25
Balaoan	131	132	3.61	3.76
Bangar	8	31	0.22	0.88
Bauang	25	37	0.69	1.05
Burgos	81	14	2.24	0.40
Caba	12	10	0.33	0.28
Luna	4	6	0.11	0.17
Naguilian	196	166	5.41	4.73
Pugo	9	16	0.25	0.46
Rosario	73	116	2.01	3.30
City of San Fernando	1,966	1,883	54.25	53.65
San Gabriel	27	31	0.75	0.88
San Juan	24	31	0.66	0.88
Santo Tomas	54	34	1.49	0.97
Santol	24	17	0.66	0.48
Sudipen	6	8	0.17	0.23
Tubao	23	21	0.63	0.60

SOURCE: Preliminary results from Decentralized Vital Statistics System 2011

On the other hand, Luna had the lowest number of registered live births in fourth quarter of 2019 with 4 (0.11 percent share) followed by Sudipen with 6 (0.17 percent share).

**TABLE 3. Number of Registered Live Births by Sex and by City/Municipality
La Union: 4th Quarter, 2019**

City/Municipality	Both Sexes	Male	Female	Sex Ratio
LA UNION	3,624	1,858	1,766	105
Agoo	845	457	388	118
Aringay	49	19	30	63
Bacnotan	43	27	16	169
Bagulin	24	13	11	118
Balaoan	131	67	64	105
Bangar	8	3	5	60
Bauang	25	9	16	56
Burgos	81	34	47	72
Caba	12	6	6	100
Luna	4	2	2	100
Naguilian	196	93	103	90
Pugo	9	5	4	125
Rosario	73	34	39	87
City of San Fernando	1,966	1,020	946	108
San Gabriel	27	7	20	35
San Juan	24	10	14	71
Santo Tomas	54	25	29	86
Santol	24	8	16	50
Sudipen	6	3	3	100
Tubao	23	16	7	229

SOURCE: Preliminary results from the Decentralized Vital Statistics System 2011

Males (1,858) outnumbered females (1,766) in terms of registered live births during the fourth quarter of 2019 resulting to a sex ratio of 105 males per 100 females.

Six municipalities posted sex ratios that were higher than the provincial ratio. The highest sex ratio of 229 was recorded in Tubao. This was followed by Bacnotan (169) and Pugo (125). On the contrary, San Gabriel recorded the lowest sex ratio at 35, which means that for 100 females registered live births, there were 35 corresponding males.

Marriage Statistics

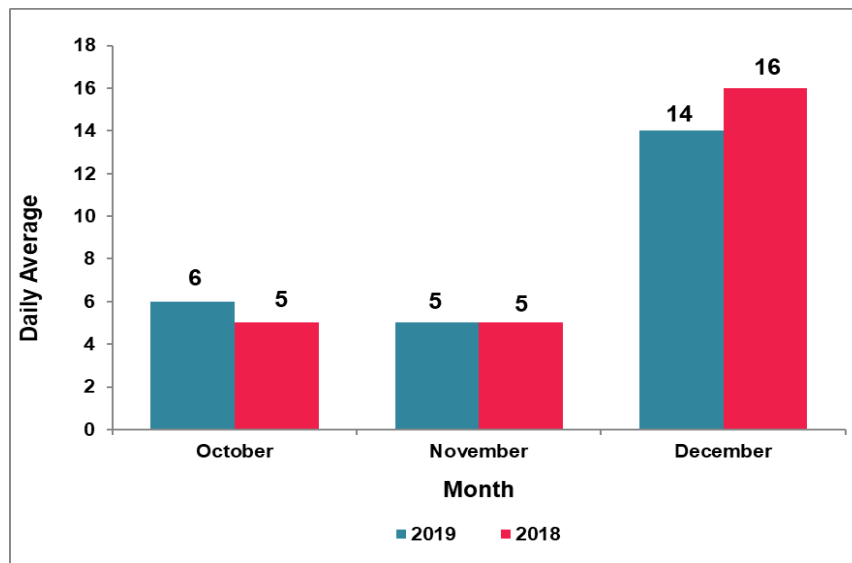
**TABLE 4. Number and Daily Average of Registered Marriages by Month
La Union: 4th Quarter, 2019 and 2018**

Month of Registration	Fourth Quarter			
	Number		Daily Average	
	2019	2018	2019	2018
La Union	787	811	9	9
October	189	148	6	5
November	156	164	5	5
December	442	499	14	16

SOURCE: Preliminary results from the Decentralized Vital Statistics System 2011

There were 787 marriages registered during the fourth quarter of 2019 showing a decrease of 2.96 percent from 811 marriages in the same period last year.

The month of December was the most preferred month to tie the knot during the fourth quarter of 2019 with a total of 442 marriages. It corresponds to a daily average of 14 registered marriages which surpassed the daily average number of 9 registered marriages in fourth quarter of 2019. Similarly, the month of December was also the most preferred month to tie the knot in the same period of last year, with a total of 499 marriages translating to an average of 16 registered marriages per day. The least number of marriage occurrences during the fourth quarter of 2019 was recorded in November with daily average of five marriage occurrences. In last year's fourth quarter, the month of October and November recorded the least daily average marriages with both five occurrences.



**FIGURE 2. Daily Average of Registered Marriages by Month
La Union: 4th Quarter, 2019 and 2018**

TABLE 5. Number and Percent Distribution of Registered Marriages by City/Municipality, La Union: 4th Quarter, 2018 and 2019

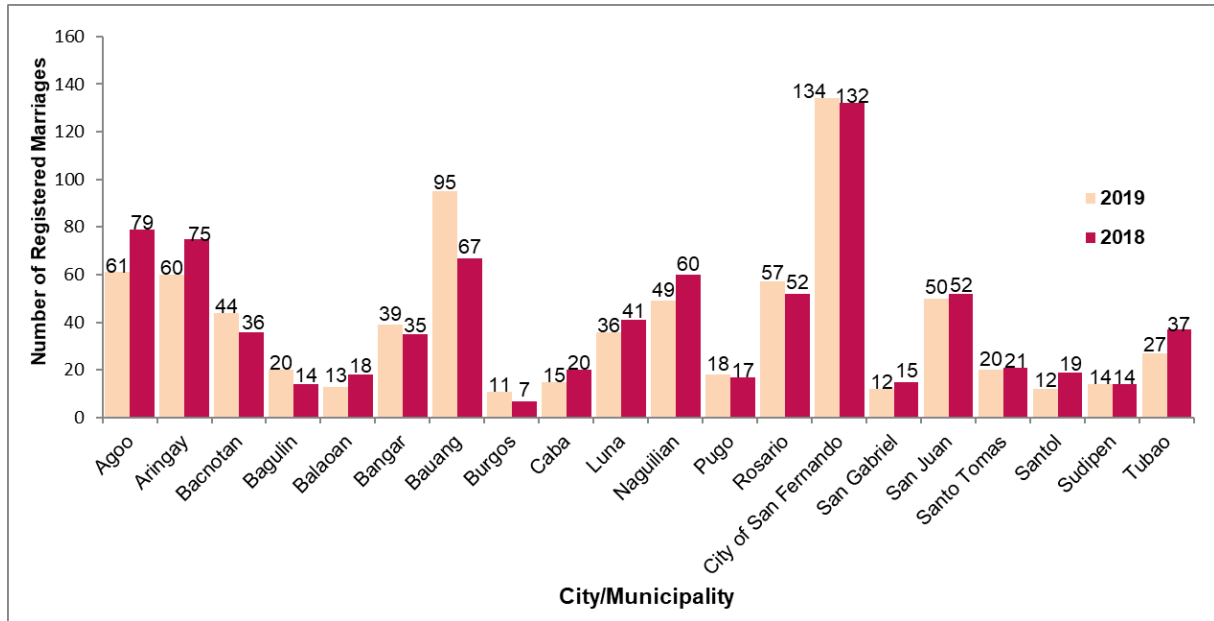
City/Municipality	Fourth Quarter			
	Number		Percent	
	2019	2018	2019	2018
LA UNION	787	811	100.00	100.00
Agoo	61	79	7.75	9.74
Aringay	60	75	7.62	9.25
Bacnotan	44	36	5.59	4.44
Bagulin	20	14	2.54	1.73
Balaoan	13	18	1.65	2.22
Bangar	39	35	4.96	4.32
Bauang	95	67	12.07	8.26
Burgos	11	7	1.40	0.86
Caba	15	20	1.91	2.47
Luna	36	41	4.57	5.06
Naguilian	49	60	6.23	7.40
Pugo	18	17	2.29	2.10
Rosario	57	52	7.24	6.41
City of San Fernando	134	132	17.03	16.28
San Gabriel	12	15	1.52	1.85
San Juan	50	52	6.35	6.41
Santo Tomas	20	21	2.54	2.59
Santol	12	19	1.52	2.34
Sudipen	14	14	1.78	1.73
Tubao	27	37	3.43	4.56

SOURCE: Preliminary results from the Decentralized Vital Statistics System 2011

In fourth quarter of 2019, the City of San Fernando recorded the most number of registered marriages in the province with 134 marriages comprising 17.03 percent of the total registered marriages in the province. Bauang ranked second with 95 (12.07 percent share) followed by Agoo with 61 (7.75 percent share).

A year ago, the lone city also topped the municipalities with 132 marriages which accounted for 16.28 percent of the total in the province. Agoo ranked second with 79 marriages (9.74 percent share), while Aringay ranked third with 75 marriages (9.25 percent share).

On the other hand, the municipalities of Burgos posted the least number of registered marriages during the fourth quarter of 2019 with 11 marriages or 1.40 percent share. In the same period of 2018, Burgos also recorded the least number with 7 marriage or 0.86 percent share.



**FIGURE 3. Number of Registered Marriages by City/Municipality
La Union: 4th Quarter, 2019 and 2018**

Eight city/municipalities have increasing number of registered marriages from fourth quarter of 2018 to fourth quarter of 2019. The biggest percent increase was noted in Burgos from 7 to 11 marriages (57.14%). This was followed by Bagulin from 14 to 20 marriages (42.86%) and Bauang from 67 to 95 marriages (41.79%).

On the contrary, the top three municipalities that posted the highest percent decrease were Santol from 19 to 12 (36.84%), Balaoan from 18 to 13 (27.78%) and Tubao from 37 to 27 (27.03%).

Death Statistics

A total of 1,669 deaths were registered during the fourth quarter of 2019. The figure indicated a decrease of 31.83 percent death occurrences from the same period of 2018 figure of 1,266. The City of San Fernando ranked first in terms of the number of registered deaths during the fourth quarter of 2019 with a total of 769 or 46.08 percent of the total registered deaths in the province. Agoo placed second with 183 registered deaths (10.96 percent share), followed by Bauang with 73 (4.37 percent share), Balaoan with 70 (4.19 percent share) and Naguilian with 61 (3.65 percent share).

In the same quarter of 2018, the City of San Fernando recorded 475 deaths or 37.52 percent of the total registered deaths in the province. Agoo ranked second with registered deaths of 138 (10.90 percent share), followed by Bauang with 71 (5.61 percent share), Balaoan with 67 (5.29 percent share) and Naguilian with 59 (4.66 percent share).

TABLE 6. Number and Percent Distribution of Registered Deaths by City/Municipality, La Union: 4th Quarter, 2019 and 2018

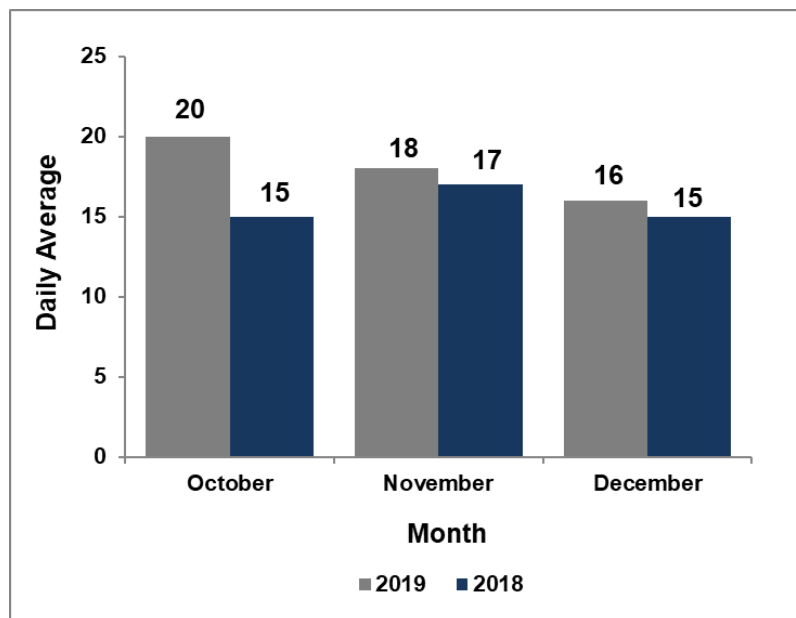
City/Municipality	Number		Percent	
	2019	2018	2019	2018
LA UNION	1,669	1,266	100.00	100.00
Agoo	183	138	10.96	10.90
Aringay	42	41	2.52	3.24
Bacnotan	53	46	3.18	3.63
Bagulin	20	17	1.20	1.34
Balaoan	70	67	4.19	5.29
Bangar	43	45	2.58	3.55
Bauang	73	71	4.37	5.61
Burgos	4	8	0.24	0.63
Caba	28	19	1.68	1.50
Luna	60	54	3.59	4.27
Naguilian	61	59	3.65	4.66
Pugo	23	22	1.38	1.74
Rosario	57	48	3.42	3.79
City of San Fernando	769	475	46.08	37.52
San Gabriel	17	15	1.02	1.18
San Juan	58	50	3.48	3.95
Santo Tomas	38	20	2.28	1.58
Santol	10	12	0.60	0.95
Sudipen	25	20	1.50	1.58
Tubao	35	39	2.10	3.08

SOURCE: Preliminary results from Decentralized Vital Statistics System 2011

Comparing the two periods, Santo Tomas had the highest percent increase with 90.00 percent from 20 deaths in 2018 to 38 deaths in 2019. On the contrary, the municipality of Burgos registered the highest percent decrease with 50.00 percent from 8 death occurrences in fourth quarter of 2018 to 4 death occurrences in fourth quarter of 2019.

The municipality of Burgos posted the smallest number of registered deaths in fourth quarter of 2019, with 4 (0.24 percent share) deaths. It was followed by municipalities of Santol with 10 registered deaths (0.60 percent share) and San Gabriel with 17 (1.02 percent share) respectively.

During the same period last year, the municipalities of Burgos had the least number of registered deaths with eight (0.63 percent share).



**FIGURE 4. Daily Average of Registered Deaths by Month
La Union:4th Quarter, 2019 and 2018**

During the fourth quarter of 2019, mortality was at its peak in the month of October with total registered deaths of 626. This figure is more than one-third of the provincial quarterly total of 1,669 death occurrences. The number of deaths in October 2019 translates to an average of 20 death occurrences per day. The figure was higher than the daily average death occurrences of 18.

**TABLE 7. Number and Daily Average of Registered Deaths by Month
La Union: 4th Quarter, 2019 and 2018**

Month of Registration	Number		Daily Average	
	2019	2018	2019	2018
La Union	1,669	1,439	18	16
October	626	462	20	15
November	534	499	18	17
December	509	478	16	15

SOURCE: Preliminary results from the Decentralized Vital Statistics System 2011

On the other hand, the highest number of registered deaths in the fourth quarter of 2018 was posted in the month of November with 499 death occurrences. This translates to an average of 17 deaths occurrences per day.

**TABLE 8. Number of Registered Deaths by Sex and by City/Municipality
La Union: 4th Quarter, 2019**

City/Municipality	Both Sexes	Male	Female	Sex Ratio
LA UNION	1,669	946	723	131
Agoo	183	96	87	110
Aringay	42	20	22	91
Bacnotan	53	35	18	194
Bagulin	20	10	10	100
Balaoan	70	41	29	141
Bangar	43	22	21	105
Bauang	73	44	29	152
Burgos	4	2	2	100
Caba	28	13	15	87
Luna	60	37	23	161
Naguilian	61	32	29	110
Pugo	23	11	12	92
Rosario	57	35	22	159
City of San Fernando	769	453	316	143
San Gabriel	17	11	6	183
San Juan	58	34	24	142
Santo Tomas	38	18	20	90
Santol	10	8	2	400
Sudipen	25	9	16	56
Tubao	35	15	20	75

SOURCE: Preliminary results from the Decentralized Vital Statistics System 2011



REPUBLIC OF THE PHILIPPINES

PHILIPPINE STATISTICS AUTHORITY

LA UNION

There were more death occurrences among males (946) than females (723) in La Union during the fourth quarter of 2019. The computed sex ratio during the quarter was 131 which means that 131 males died for every 100 female deaths.

A total of nine city/municipalities posted a sex ratio higher than the provincial sex ratio, the highest of which was recorded in Santol with 400. Bacnotan ranked second with 194 followed by San Gabriell with 183. The lowest computed sex ratio of 56 was noted in Sudipen.

Explanatory Notes

Data on births, deaths and marriages presented in this release were obtained from the Certificate of Live Birth (Municipal Form 102), Certificate of Death (Municipal Form 103) and Certificate of Marriage (Municipal Form No. 97) that were registered at the Office of the City/Municipal Civil Registrars in La Union and forwarded to the Philippine Statistics Authority - La Union Provincial Statistical Office. Information includes births, deaths and marriages timely and late registered from October to December 2019 and October to December 2018.


NINO E. TUAZON
(Supervising Statistical Specialist)
Officer-in-Charge