



SPECIAL RELEASE

Construction Statistics from Approved Building Permits Second Quarter 2019: Ilocos Region (Preliminary Results)

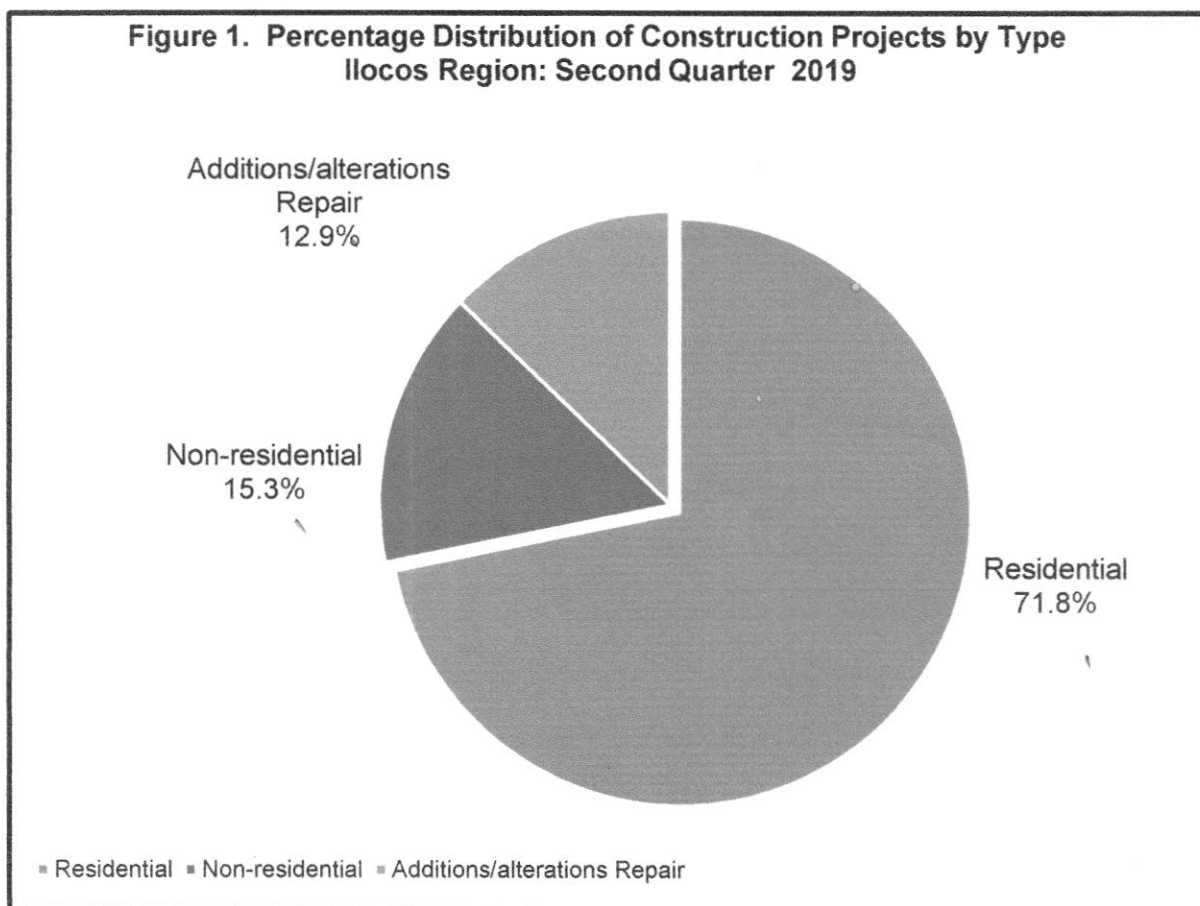
Date of Release: October 31, 2019

Reference No. 2019 - 27

Construction projects reach 3,489 in 2nd quarter 2019

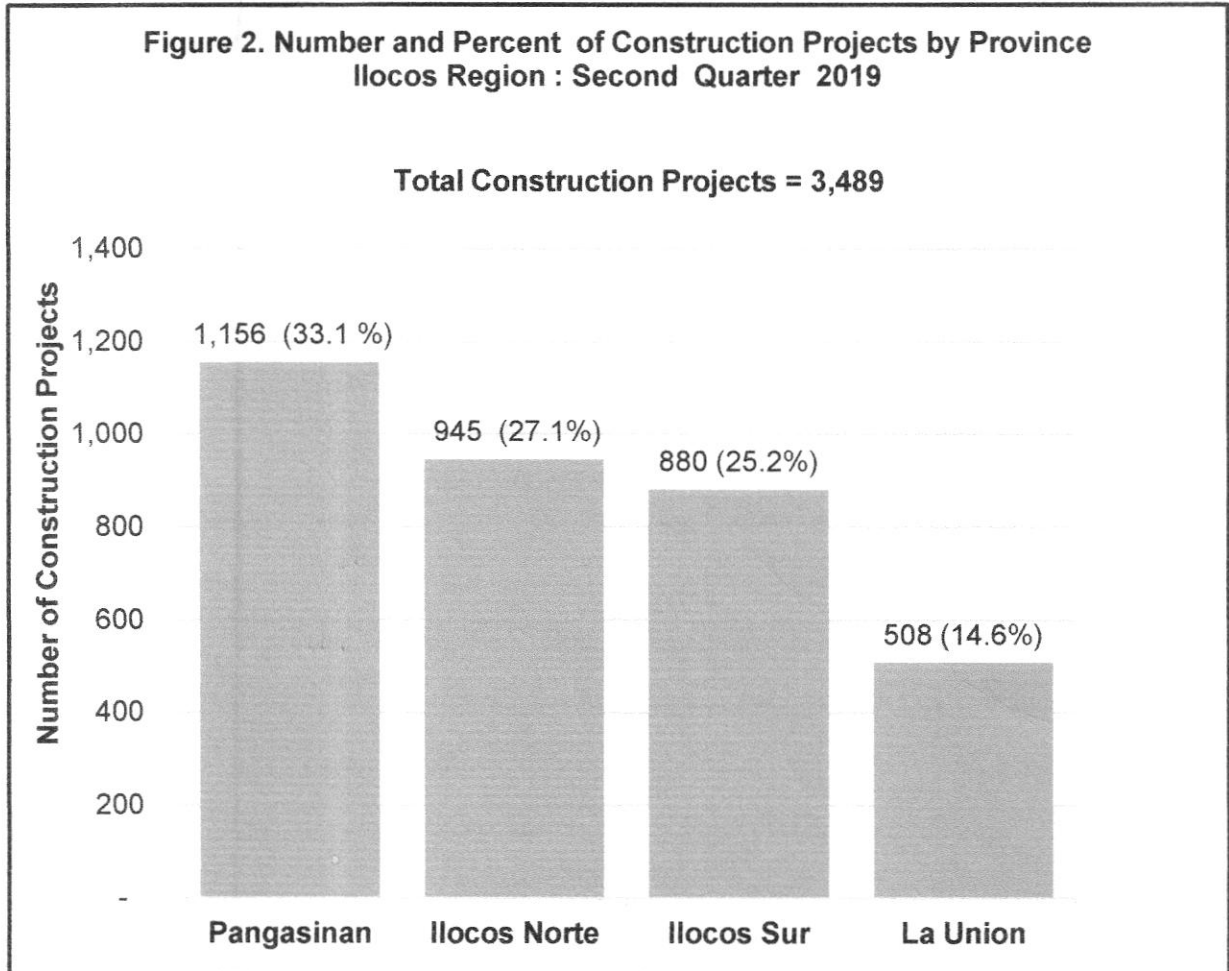
Approved building permits in second quarter 2019 totaled to 3,489. Of the total construction projects, 2,506 or 71.8 percent were residential-type buildings, 534 or 15.3 percent were non-residential and 449 or 12.9 percent were additions, alterations and repair constructions.

Figure 1 shows the distribution of construction projects by type for the second quarter of 2019.



The province of Pangasinan recorded the highest number of construction projects among the provinces in Ilocos Region with 1,156 accounting to 33.1 percent of the total construction projects, followed by Ilocos Norte with 945 (27.1%), Ilocos Sur with 880 (25.2%), and La Union with 508 (14.6%).

Figure 2 shows the distribution of construction projects by province for the second quarter of 2019.



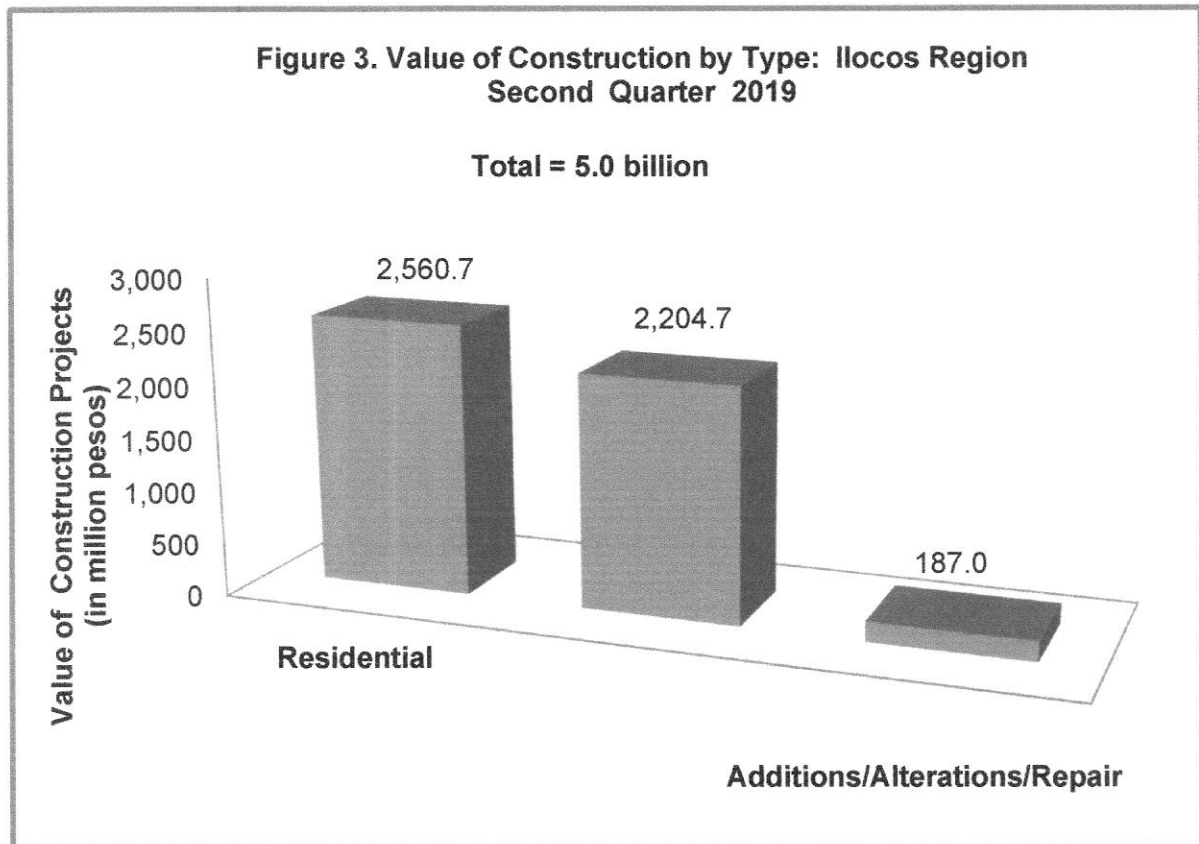
Total value of construction amounts to ₱5.0 billion

Total value of constructions from approved building permits for the second quarter of 2019 was recorded at ₱5.0 billion.

By type of construction projects, value of residential buildings amounted to ₱2.6 billion, while non-residential construction buildings were valued at ₱2.2 billion for the second quarter of 2019.

Combined value of constructions for additions, alterations and repairs of existing structures was estimated at ₱187.0 million.

Figure 3 displays the aggregate value of constructions by type for the second quarter of 2019.



Average cost per square meter of residential building construction is ₱9,370

Total value of construction for residential buildings was ₱2.6 billion with a total floor area of 450,288 square meters, translating to an average cost of ₱9,370 per square meter.

Among the residential constructions, single houses recorded the bulk of the projects with 2,456 accounting for 98.0 percent of the total. Total value of construction for this type reached ₱2.4 billion covering a total floor area of 259,275 square meters, translating to an average cost of ₱9,338 per square meter.

Apartment/accessoria ranked far second with 37 residential construction projects representing 1.5 percent of the total residential construction. This type of residential building had an estimated construction value of ₱115.1 million with a total floor area of 11,807 square meters, translating to an average cost of ₱9,748 per square meter.

Duplex houses recorded a total of 11 residential construction projects representing 0.4 percent of the total residential construction. Total construction value for this type amounted to ₱19.9 million and a total floor area of 1,877 square meters or an average cost of ₱10,585 per square meter.

Other residential posted 2 construction projects representing 0.1 percent of the total residential constructions. Total value of this is type amounted to ₱4.5 million and a total floor area of 334 square meters or an average cost of ₱13,605 per square meter.