



# SPECIAL RELEASE

## ILOCOS REGION'S FISHERIES PRODUCTION INCREASE IN 2<sup>nd</sup> QUARTER 2019

(Results from the Fisheries Production Survey, 2<sup>nd</sup> Quarter 2019)

**Date of Release:** September 30, 2019  
**Reference No.** 2019-25

The overall fisheries production in Ilocos Region went up by 3.72 percent in 2<sup>nd</sup> quarter 2019. From the total output of 36,804 metric tons in 2<sup>nd</sup> quarter 2018, it increased to 38,173 metric tons this year. All the provinces, except Ilocos Norte, recorded higher output.

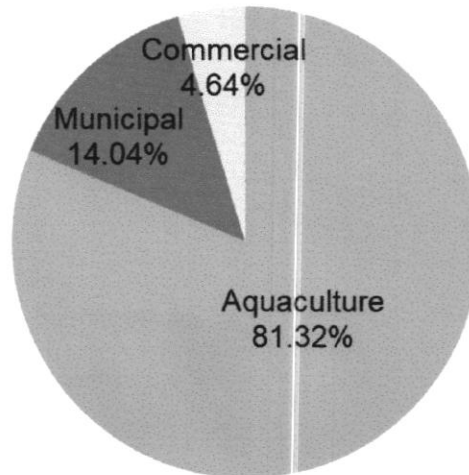
**Table 1. Volume of Fisheries Production by Province and Sector, Ilocos Region  
 2<sup>nd</sup> Quarter 2018 and 2<sup>nd</sup> Quarter 2019**

Item	Production (in Metric Tons)		Percent Change
	2nd Quarter 2019	2nd Quarter 2018	
<b>ILOCOS REGION</b>	<b>38,173</b>	<b>36,804</b>	<b>3.72</b>
Ilocos Norte	1,293	1,364	(5.20)
Ilocos Sur	2,346	1,727	35.86
La Union	5,311	5,245	1.27
Pangasinan	29,222	28,468	2.65
<b>COMMERCIAL</b>	<b>1,772</b>	<b>742</b>	<b>138.75</b>
Ilocos Sur	155	61	153.09
La Union	263	253	4.03
Pangasinan	1,354	428	216.24
<b>MUNICIPAL</b>	<b>5,361</b>	<b>5,491</b>	<b>(2.37)</b>
Ilocos Norte	1,102	1,183	(6.86)
Ilocos Sur	1,651	1,187	39.02
La Union	336	373	(9.84)
Pangasinan	2,272	2,747	(17.31)
<b>AQUACULTURE</b>	<b>31,040</b>	<b>30,571</b>	<b>1.53</b>
Ilocos Norte	191	181	5.69
Ilocos Sur	540	478	12.98
La Union	4,712	4,619	2.01
Pangasinan	25,596	25,293	1.20

Source: Philippine Statistics Authority, 2<sup>nd</sup> Quarter 2019 Fisheries Production Survey

The commercial and aquaculture subsectors registered higher production in 2<sup>nd</sup> quarter 2019 compared with their levels a year ago. The aquaculture subsector contributed 81.32 percent to the total fisheries output. The municipal fisheries accounted for 14.04 percent while the commercial subsector shared 4.64 percent.

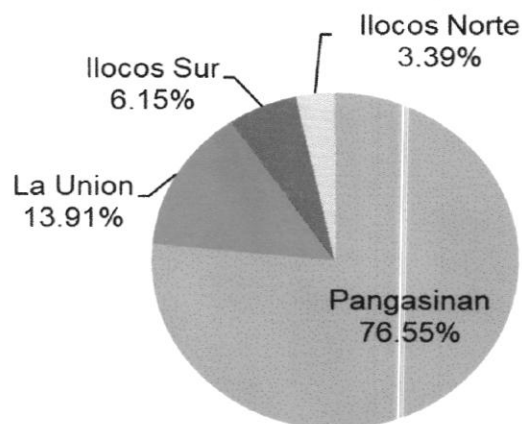
**Figure 1. Percentage Contribution of Fisheries Subsectors to the Total Volume of Fisheries Production, Ilocos Region: 2<sup>nd</sup> Quarter 2019**



Source: Philippine Statistics Authority, 2<sup>nd</sup> Quarter 2019 Fisheries Production Survey

In terms of provincial distribution, the province of Pangasinan shared the bulk of production in the region of about 76.55 percent. The overall volume of production of the province was posted at 29,222 metric tons, or 2.65 percent higher than its production in the same period of 2018. The commercial and aquaculture sub-sectors posted increases in output, while the municipal sub-sector output went down.

**Figure 2. Percentage Contribution by Province to the Total Volume of Fisheries Production, Ilocos Region: 2<sup>nd</sup> Quarter 2019**



Source: Philippine Statistics Authority, 2<sup>nd</sup> Quarter 2019 Fisheries Production Survey

La Union ranked second in terms of production during the period. It accounted for 13.91 percent to the total volume of production in the region. Its fisheries output grew from 5,245 metric tons in 2<sup>nd</sup> quarter 2018 to 5,311 metric tons in 2<sup>nd</sup> quarter 2019. The increased production in commercial and aquaculture subsectors contributed to the overall positive performance of the province.

Ilocos Sur recorded higher fishery production in 2<sup>nd</sup> 2019 compared with its level in 2<sup>nd</sup> quarter 2018. The output was registered at 2,346 metric tons, higher by 35.86 percent than its production a year ago of 1,727 metric tons. All the three subsectors contributed to the overall increase in the fisheries output of the province.

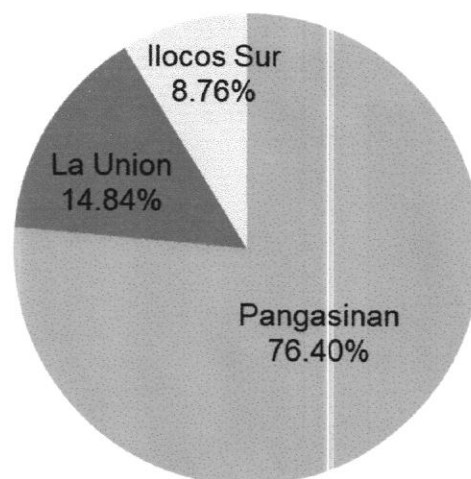
Ilocos Norte, which had the least percent share of 3.39 percent to the total fisheries production of Ilocos Region I in 2<sup>nd</sup> quarter 2019, recorded lower fisheries production compared with its level in the same period a year ago. From 1,364 metric tons production, it went down to 1,293 metric tons attributed by the decline in the output of the municipal subsector.

### Commercial Fisheries

The commercial fisheries volume of production in Ilocos Region was posted at 1,772 metric tons in 2<sup>nd</sup> quarter 2019. The output was higher than the level in 2<sup>nd</sup> quarter 2018 of 742 metric tons. All the three provinces contributed to the increase. Abundant catch of most of the fishes was attributed to more fishing operations brought by late occurrence of monsoon trough.

In terms of provincial shares, Pangasinan accounted for 76.40 percent of the region's commercial fisheries volume of production in 2<sup>nd</sup> quarter 2019. La Union followed with 14.84 percent share and Ilocos Sur with 8.76 percent share.

**Figure 3. Percentage Contribution by Province to the Total Commercial Fisheries Volume of Production, Ilocos Region: 2<sup>nd</sup> Quarter 2019**



Source: Philippine Statistics Authority, 2<sup>nd</sup> Quarter 2019 Fisheries Production Survey