



# SPECIAL RELEASE




## FARM PRICE SITUATION OF SELECTED AGRICULTURAL CROPS Ilocos Region, 4<sup>th</sup> Quarter 2020

Date of Release: 22 June 2021  
Reference No. 2020-062

### CEREALS

The average farmgate price of palay other variety, dry, in Ilocos Region increased by 16.01 percent from PhP 15.24 per kilo in 4<sup>th</sup> quarter 2019 to PhP 17.68 per kilo this 4<sup>th</sup> quarter 2020. Meanwhile, there is a decrease on price of corn matured white by 22.96 percent and corn matured yellow by 4.62 percent during the same period.

Figure 1. Quarterly Average Farmgate Prices of Cereals  
Ilocos Region, 4<sup>th</sup> Quarter 2019 & 2020

4 <sup>th</sup> Quarter 2019		4 <sup>th</sup> Quarter 2020/P	
Palay	15.24	17.68	
Corn matured White	32.41	24.97	
Yellow	13.42	12.80	







/P- Preliminary  
Source: PSA - 2020 Farm Price Survey (FPS)



## FRUIT VEGETABLES

Most of the fruit vegetables produced increased in average farmgate price in 4<sup>th</sup> quarter 2020 as compared to price last year of the same period. Ampalaya increased by 20.04 percent, eggplant by 2.63 percent, tomato by 152.26 percent, Okra by 52.88 percent and Upo by 14.42 percent. Meanwhile, a price decrease was noted in squash by 1.16 percent.

Figure 2. Quarterly Average Farmgate Prices of Fruit Vegetables Ilocos Region, 4<sup>th</sup> Quarter 2019 & 2020 (in Pesos per Kilogram)



4 <sup>th</sup> Quarter 2019		4 <sup>th</sup> Quarter 2020 /P	
Ampalaya	44.31	53.19	
Eggplant	34.95	35.87	
Tomato	23.65	59.66	
Squash	21.55	21.30	
Okra	27.06	41.37	
Upo	16.57	18.96	

/P- Preliminary  
Source: PSA - 2020 Farm Price Survey (FPS)

## LEAFY VEGETABLES

Leafy vegetables namely pechay native and kangkong also registered increases in farmgate price this 4<sup>th</sup> quarter 2020 by 19.73 percent, and 10.72 percent, respectively, over last year's price level.

Figure 3. Quarterly Average Farmgate Prices of Leafy Vegetables Ilocos Region, 4<sup>th</sup> Quarter 2019 & 2020 (in Pesos per Kilogram)




4 <sup>th</sup> Quarter 2019		4 <sup>th</sup> Quarter 2020/P	
Pechay Native	22.86	27.37	
Kangkong	22.39	24.79	

/P- Preliminary  
Source: PSA - 2020 Farm Price Survey (FPS)

## LEGUMES

The average farmgate price of mongo green, shiny increased by 1.82 percent in 4<sup>th</sup> quarter 2020 over last year's price, while the average farmgate price of mongo green, labo had a slight increase of 0.11 percent. The price of peanut with shell, fresh decreased by 6.21 percent while peanut with shell, dry increased by 6.55 percent. String beans increased in price by 37.20 percent over last year's price of Php 27.66 per kilo.

Figure 4. Quarterly Average Farmgate Prices of Legumes  
Ilocos Region, 4<sup>th</sup> Quarter 2019 & 2020  
(in Pesos per Kilogram)

4 <sup>th</sup> Quarter 2019		4 <sup>th</sup> Quarter 2020/P		
<b>Mongo</b>	Green Shiny	60.30	61.40	
	Green Labo	61.21	61.28	
<b>Peanut</b>	With Shell, Fresh	41.89	39.29	
	With Shell, Dry	53.56	57.07	
<b>Stringbeans</b>		27.66	37.95	





/P- Preliminary

Source: PSA - 2020 Farm Price Survey (FPS)

## CONDIMENTS

The average farmgate prices of condiments produced generally increased. The average price of garlic native increased by 53.23 percent from the PhP 91.26 price of the same period last year. Ginger native increased by 63.22 percent, onion red native increased by 34.70 percent and pepper finger increased by 73.04 percent.

Figure 5. Quarterly Average Farmgate Prices of Condiments  
Ilocos Region, 4<sup>th</sup> Quarter 2019 & 2020  
(in Pesos per Kilogram)



4 <sup>th</sup> Quarter 2019		4 <sup>th</sup> Quarter 2020/P	
<b>Garlic Native</b>	<b>91.26</b>	<b>139.84</b>	
<b>Ginger Native</b>	<b>57.10</b>	<b>93.20</b>	
<b>Onion Red Native</b>	<b>38.90</b>	<b>52.40</b>	
<b>Finger Pepper</b>	<b>68.18</b>	<b>117.98</b>	

/P- Preliminary  
Source: PSA - 2020 Farm Price Survey (FPS)

## ROOTCROPS

Sweet potato and gabi tagalog increased in average farmgate prices in 4<sup>th</sup> quarter 2020 by 40.04 percent and 11.95 percent respectively. On the other hand, farmgate price of gabi cebu slightly decreased by 0.80 percent from Php 45.19 per kilo last 4<sup>th</sup> quarter 2019 to Php 44.83 per kilo this year of same period.

Figure 6. Quarterly Average Farmgate Prices of Rootcrops Ilocos Region, 4<sup>th</sup> Quarter 2019 & 2020/P (in Pesos per Kilogram)


4 <sup>th</sup> Quarter 2019		4 <sup>th</sup> Quarter 2020/P	
<b>Gabi</b>			
<b>Cebu</b>	<b>45.19</b>	<b>44.83</b>	
<b>Tagalog for Sinigang</b>	<b>31.71</b>	<b>35.50</b>	
<b>Sweet Potato</b>	<b>25.60</b>	<b>35.85</b>	

/P- Preliminary  
Source: PSA - 2020 Farm Price Survey (FPS)

## NON-FOOD AND INDUSTRIAL CROPS (NFICS)

Coconut is an annual industrial crop produced in the region. The average farmgate prices of coconut mature increased by 6.03 percent while coconut young slightly decreased by 0.31 percent over last year's level respectively.

Figure 7. Quarterly Average Farmgate Prices of NFICS Ilocos Region, 4<sup>th</sup> Quarter 2019 & 2020 (in Pesos per Kilogram)


4 <sup>th</sup> Quarter 2019		4 <sup>th</sup> Quarter 2020/P	
<b>Coconut</b>			
<b>Mature</b>	<b>12.10</b>	<b>12.83</b>	
<b>Green Young</b>	<b>13.02</b>	<b>12.98</b>	

/P- Preliminary  
Source: PSA - 2020 Farm Price Survey (FPS)

## FRUITS

The average farmgate price of banana latundan and banana saba increased by 15.91 percent and 10.18 percent respectively. Calamansi registered a decrease in farmgate price by 13.60 percent over last year's price of Php 27.65 per kilo. Also, the average farmgate price of mango, carabao decreased by 14.50 percent from Php68.55 in 4<sup>th</sup> Quarter 2019 to 58.61 in 4<sup>th</sup> Quarter 2020.

Figure 7. Quarterly Average Farmgate Prices of Fruits Ilocos Region, 4<sup>th</sup> Quarter 2019 & 2020 (in Pesos per Kilogram)

4 <sup>th</sup> Quarter 2019		4 <sup>th</sup> Quarter 2020/P		
<b>Banana</b>	<b>Latundan</b>	<b>23.20</b>	<b>26.89</b>	
	<b>Saba</b>	<b>21.90</b>	<b>24.13</b>	
<b>Calamansi</b>	<b>27.65</b>	<b>23.89</b>		
<b>Mango</b>	<b>68.55</b>	<b>58.61</b>		

Source: PSA - 2020 Farm Price Survey (FPS)

## TECHNICAL NOTES

The data for this report is collected by the PSA through the Farm Prices Survey (FPS). This is a nationwide household-based survey conducted monthly to gather data on farmgate or producer's prices received by farmers, livestock and poultry raisers for the sale of their produce, at the first point of sale, excluding transportation and delivery cost.

Farmgate price refers to the price received by farmers for their produce at the location of farm. Thus, the marketing costs such as the transport and other marketing cost (if any) incurred in selling the produce are not included in the farmgate prices.

  
**ATTY. SHEILA O. DE GUZMAN**  
Officer-in-Charge, RSSO I

  
JYUVP