



SPECIAL RELEASE




FARM PRICE SITUATION OF SELECTED AGRICULTURAL CROPS Ilocos Region, 3rd Quarter 2020

Date of Release: 29 December 2020
Reference No. 2020-56

CEREALS

The average farmgate price of palay other variety, dry, in Ilocos Region increased by 11.83 percent from PhP 16.57 per kilo in 3rd quarter 2019 to PhP 18.53 per kilo this 3rd quarter 2020. On the other hand, decreases in prices of corn matured white by 22.57 percent and corn matured yellow by 13.31 percent were noted during same period.

Figure 1. Quarterly Average Farmgate Prices of Cereals
Ilocos Region, 3rd Quarter 2019 & 2020







3 rd Quarter 2019		3 rd Quarter 2020/P	
Palay	16.57	18.53	
Corn matured White	26.18	20.27	
Yellow	14.12	12.24	

/P- Preliminary
Source: PSA - 2020 Farm Price Survey (FPS)

FRUIT VEGETABLES

Most of the fruit vegetables produced decreased in average farmgate price in 3rd quarter 2020 as compared to price last year of the same period. Price decreases were noted in ampalaya by 9.56 percent, eggplant by 26.08 percent, tomato by 14.27 percent, squash by 11.86 percent, okra by 11.51 percent and upo by 9.92 percent.

Figure 2. Quarterly Average Farmgate Prices of Fruit Vegetables Ilocos Region, 3rd Quarter 2019 & 2020 (in Pesos per Kilogram)



3 rd Quarter 2019		3 rd Quarter 2020 /P	
Ampalaya	35.56	32.16	
Eggplant	20.29	14.99	
Tomato	39.79	34.11	
Squash	15.93	14.04	
Okra	17.90	15.84	
Upo	25.01	22.53	

/P- Preliminary
Source: PSA - 2020 Farm Price Survey (FPS)

LEAFY VEGETABLES

Likewise, available leafy vegetables namely pechay native and kangkong registered decreases in farmgate price this 3rd quarter 2020 by 7.71 percent, and 9.27 percent, respectively, over last year's price level.

Figure 3. Quarterly Average Farmgate Prices of Leafy Vegetables Ilocos Region, 3rd Quarter 2019 & 2020 (in Pesos per Kilogram)



3 rd Quarter 2019		3 rd Quarter 2020/P	
Pechay Native	31.40	28.98	
Kangkong	19.74	17.91	

/P- Preliminary
Source: PSA - 2020 Farm Price Survey (FPS)

LEGUMES

The average farmgate price of Mongo green, shiny decreased by 12.53 percent in 3rd quarter 2020 over last year's price, while the average farmgate price of mongo green, labo had a slight increase of 0.80 percent. Stringbeans decreased in price by 28.45 percent over last year's price of Php 28.12 per kilo. On the otherhand, the price of fresh peanut with shell, and peanut with shell, dry were higher than last year's price of about 6.24 percent and 19.42 percent respectively.

Figure 4. Quarterly Average Farmgate Prices of Legumes
Ilocos Region, 3rd Quarter 2019 & 2020
(in Pesos per Kilogram)

3 rd Quarter 2019		3 rd Quarter 2020/P		
Mongo	Green Shiny	62.88	55.00	
	Green Labo	55.05	55.49	
Peanut	With Shell, Fresh	31.85	33.84	
	With Shell, Dry	39.80	47.53	
Stringbeans		28.12	20.13	





/P- Preliminary

Source: PSA - 2020 Farm Price Survey (FPS)

CONDIMENTS

The average farmgate prices of ginger native and onion red native increased in 3rd quarter 2020 by 168.07 percent and 11.94 percent respectively. On the other hand, a decrease in the prices of garlic native and finger pepper by 20.46 percent and 14.19 percent respectively, were noted.

Figure 5. Quarterly Average Farmgate Prices of Condiments
Ilocos Region, 3rd Quarter 2019 & 2020
(in Pesos per Kilogram)




3 rd Quarter 2019		3 rd Quarter 2020/P	
Garlic Native	101.38	80.64	
Ginger Native	38.18	102.35	
Onion Red Native	48.73	42.91	
Finger Pepper	33.18	28.47	

/P- Preliminary
Source: PSA - 2020 Farm Price Survey (FPS)

ROOTCROPS

Sweet potato and Gabi Tagalog increased in average farmgate prices in 3rd quarter 2020 by 14.61 percent and 1.77 percent respectively. On the otherhand, farmgate price of Gabi Cebu decreased by 15.92 percent from Php 60.56 per kilo last 3rd quarter 2019 to Php 50.92 per kilo this year of same period.

Figure 6. Quarterly Average Farmgate Prices of Rootcrops
Ilocos Region , 3rd Quarter 2019 & 2020/P
(in Pesos per Kilogram)

3 rd Quarter 2019		3 rd Quarter 2020/P	
Gabi			
Cebu	60.56	50.92	
Tagalog for Sinigang	32.09	32.66	
Sweet Potato	27.85	31.92	

/P- Preliminary
Source: PSA - 2020 Farm Price Survey (FPS)

NON-FOOD AND INDUSTRIAL CROPS (NFICS)

Coconut is an annual industrial crop produced in the region. The average farmgate prices of coconut mature and coconut green decreased by 6.22 percent and 4.07 percent over last year's level respectively.

Figure 7. Quarterly Average Farmgate Prices of NFICS
Ilocos Region , 3rd Quarter 2019 & 2020
(in Pesos per Kilogram)





3 rd Quarter 2019		3 rd Quarter 2020/P	
Coconut			
Mature	12.36	11.59	
Green Young	12.69	12.17	

/P- Preliminary
Source: PSA - 2020 Farm Price Survey (FPS)

FRUITS

The average farmgate price of banana latundan decreased by 3.44 percent from Php 28.23 per kilo in 3rd quarter 2019 to PhP 27.26 per kilo in 2020 of same period while banana saba increased by 4.02 percent. Calamansi registered increase in farmgate price by 23.14 percent over last year's price of Php19.27 per kilo. On the other hand, farmgate price of mango carabao decreased by 22.95 percent.

Figure 7. Quarterly Average Farmgate Prices of Fruits Ilocos Region , 3rd Quarter 2019 & 2020 (in Pesos per Kilogram)


3 rd Quarter 2019		3 rd Quarter 2020/P	
Banana Latundan	28.23	27.26	
Saba	22.36	23.26	
Calamansi	19.27	23.73	
Mango Carabao	42.30	32.59	

Source: PSA - 2020 Farm Price Survey (FPS)

TECHNICAL NOTES

The data for this report is collected by the PSA through the Farm Prices Survey (FPS). This is a nationwide household-based survey conducted monthly to gather data on farmgate or producer's prices received by farmers, livestock and poultry raisers for the sale of their produce, at the first point of sale, excluding transportation and delivery cost.

Farmgate price refers to the price received by farmers for their produce at the location of farm. Thus, the marketing costs such as the transport and other marketing cost (if any) incurred in selling the produce are not included in the farmgate prices.


ATTY. SHEILA O. DE GUZMAN
Officer-in-Charge, RSSO I


JYY/DAI