



SPECIAL RELEASE

Death Statistics La Union: 1st Quarter of 2020

Date of Release: 30 June 2020

Reference No. 2020-19

A total of 1,612 deaths were registered in La Union during the first quarter of 2020. The figure indicated an increase of 5.70 percent death occurrences from the same period of 2019 figure of 1,525.

TABLE 1. Number and Percent Distribution of Registered Deaths by City/Municipality, La Union: 1st Quarter, 2019 and 2020

City/Municipality	Number		Percent	
	2020	2019	2020	2019
LA UNION	1,612	1,525	100.00	100.00
Agoo	187	143	11.60	9.38
Aringay	60	52	3.72	3.41
Bacnotan	51	67	3.16	4.39
Bagulin	18	11	1.12	0.72
Balaoan	64	61	3.97	4.00
Bangar	48	45	2.98	2.95
Bauang	75	83	4.65	5.44
Burgos	12	11	0.74	0.72
Caba	35	23	2.17	1.51
Luna	47	36	2.92	2.36
Naguilian	65	61	4.03	4.00
Pugo	19	26	1.18	1.70
Rosario	63	65	3.91	4.26
San Fernando City	723	664	44.85	43.54
San Gabriel	14	18	0.87	1.18
San Juan	38	45	2.36	2.95
Santo Tomas	34	42	2.11	2.75
Santol	14	14	0.87	0.92
Sudipen	25	23	1.55	1.51
Tubao	20	35	1.24	2.30

The municipality of Burgos posted the smallest number of registered deaths in the first quarter of 2020 with 12 deaths (0.74 percent share). Followed by municipalities of San Gabriel and Santol with 14 deaths each (0.87 percent share).



Similarly, the municipalities of Bagulin and Burgos had the least number of registered deaths both in same quarter of 2019 with 11 deaths (0.72 percent share), followed by municipality of Santol with 14 deaths (0.92 percent share).

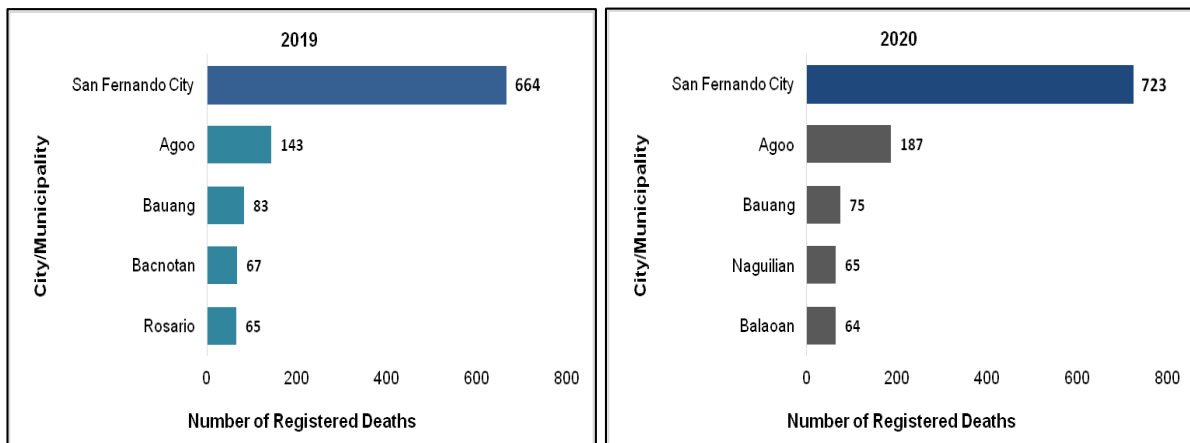


FIGURE 1. Top Five City/Municipalities with the Highest Number of Registered Deaths, La Union: 1st Quarter, 2019 and 2020

The City of San Fernando ranked first in terms of the number of registered deaths in the first quarter of 2020 with 723 or 44.85 percent of the total registered deaths in the province. Agoo placed second with 187 registered deaths (11.60 percent share), followed by Bauang with 75 (4.65 percent share), Naguilian with 65 (4.03 percent share) and Balaoan with 64 (3.97 percent share).

In the first quarter of 2019, the City of San Fernando also recorded the highest number of registered deaths with 664 deaths or 43.54 percent of the provincial total. This was followed by Agoo with 143 registered deaths (9.38 percent share), Bauang with 83 (5.44 percent share), Bacnotan with 67 (4.39 percent share) and Rosario with 65 (4.26 percent share).

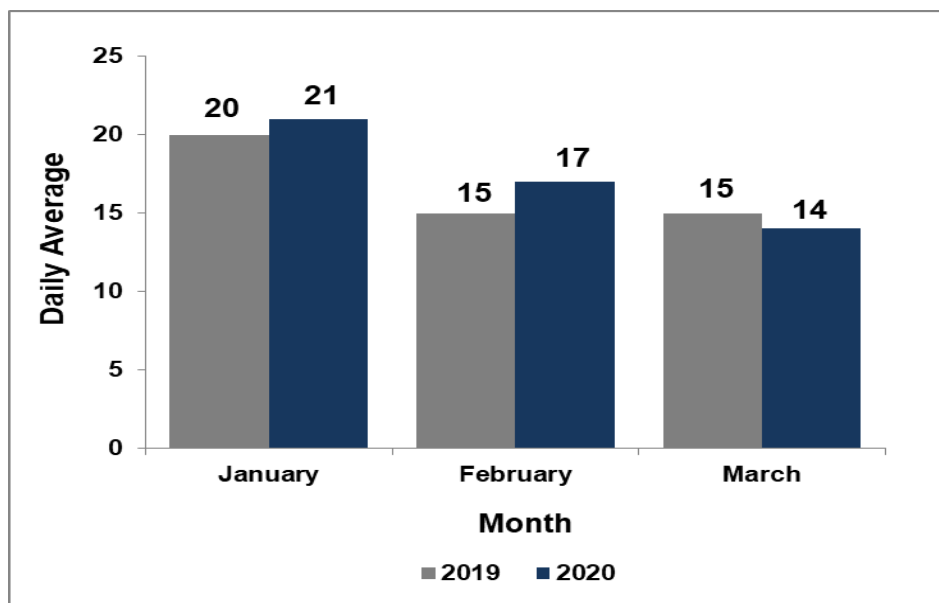


Month of Registration	Number		Daily Average	
	2020	2019	2020	2019
La Union	1,612	1,525	18	17
January	665	627	21	20
February	505	446	17	15
March	442	452	14	15

**TABLE 2. Number and Daily Average of Registered Deaths by Month
La Union: 1st Quarter, 2019 and 2020**

During the first quarter of 2020, mortality was at its peak in the month of January with total registered deaths of 665. This figure is more than one-third of the provincial quarterly total of 1,612 death occurrences. The number of deaths in January 2020 translates to an average of 21 death occurrences per day. The figure was higher than the daily average death occurrences of 18.

Similarly, the highest number of registered deaths in the first quarter of 2019 was posted in the month of January with 627 death occurrences. This translates to an average of 20 deaths occurrences per day.



**FIGURE 2. Daily Average of Registered Deaths by Month
La Union: 1st Quarter, 2019 and 2020**



**TABLE 3. Number of Registered Deaths by Sex and by City/Municipality
La Union: 1st Quarter 2020**


City/Municipality	Both Sexes	Male	Female	Sex Ratio
LA UNION	1,612	906	706	128
Agoo	187	119	68	175
Aringay	60	33	27	122
Bacnotan	51	27	24	113
Bagulin	18	11	7	157
Balaoan	64	31	33	94
Bangar	48	24	24	100
Bauang	75	35	40	88
Burgos	12	8	4	200
Caba	35	20	15	133
Luna	47	22	25	88
Naguilian	65	37	28	132
Pugo	19	13	6	217
Rosario	63	36	27	133
City of San Fernando	723	416	307	136
San Gabriel	14	8	6	133
San Juan	38	23	15	153
Santo Tomas	34	17	17	100
Santol	14	5	9	56
Sudipen	25	15	10	150
Tubao	20	6	14	43

There were more death occurrences among males (906) than females (706) in La Union in the first quarter of 2020. The computed sex ratio during the year was 128 which means that 128 males died for every 100 female deaths.

A total of 11 city/municipalities posted a sex ratio higher than the provincial sex ratio, the highest of which was recorded in Pugo with 217. Burgos ranked second with 200 followed by Agoo with 175. The lowest sex ratio of 43 was noted in Tubao.

Explanatory Notes

Data on deaths presented in this release were obtained from the Certificate of Death (Municipal Form 103) that were registered at the Office of the City/Municipal Civil Registrars in La Union and forwarded to the Philippine Statistics Authority - La Union Provincial Statistical Office. Information included deaths registered from January to March of 2019 and 2020.


DANITES E. TENIDO, PhD
Chief Statistical Specialist



