

MONTHLY REPORT OF DISBURSEMENTS
For the month of September 2021


Department: National Economic and Development Authority (NEDA)
 Agency/Entity: Philippine Statistics Authority
 Operating Unit: Regional Statistical Services Office - I
 Organization Code (UACS): 24 008 0300001
 Fund Cluster: 01 Regular Agency Fund

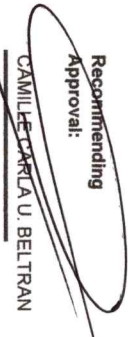
| Particulars | Current Year Budget | | | | | Prior Year's Accounts Payable | | | | | Current Year's Accounts Payable | | | | | Trust Liabilities | | | | | Grand Total | | | | | Remarks | | | | |
|--|---------------------|----------------------|-------------|-------------|----------------------|-------------------------------|-------------|-------------|-------------|-------------|---------------------------------|------------------|-------------|-------------|------------------|-------------------|----------------------|-------------|-------------|-------------|-------------|-------------|---------------------|----------------------|-------------|-------------|----------------------|-------|------|--|
| | PS | MOOE | FinEx | CO | TOTAL | PS | MOOE | FinEx | CO | Sub-Total | PS | MOOE | FinEx | CO | Sub-Total | TOTAL | Sub-TOTAL | PS | MOOE | FinEx | CO | TOTAL | PS | MOOE | FinEx | | CO | TOTAL | | |
| CASH DISBURSEMENTS | 3,560,926.33 | 19,589,837.93 | 0.00 | 0.00 | 23,150,764.26 | 0.00 | 0.00 | 0.00 | 0.00 | 0.00 | 0.00 | 83,862.24 | 0.00 | 0.00 | 83,862.24 | 83,862.24 | 23,234,626.50 | 0.00 | 0.00 | 0.00 | 0.00 | 0.00 | 3,560,926.33 | 19,673,700.17 | 0.00 | 0.00 | 23,234,626.50 | | | |
| Notice of Cash Allocation (NCA) | 1,861,750.39 | 2,468,110.39 | 0.00 | 0.00 | 4,349,860.78 | 0.00 | 0.00 | 0.00 | 0.00 | 0.00 | 0.00 | 0.00 | 0.00 | 0.00 | 0.00 | 0.00 | 4,349,860.78 | 0.00 | 0.00 | 0.00 | 0.00 | 0.00 | 1,861,750.39 | 2,468,110.39 | 0.00 | 0.00 | 4,349,860.78 | | | |
| MDS Checks Issued | 596,406.20 | 1,130,216.14 | 0.00 | 0.00 | 1,728,622.34 | 0.00 | 0.00 | 0.00 | 0.00 | 0.00 | 0.00 | 0.00 | 0.00 | 0.00 | 0.00 | 0.00 | 1,728,622.34 | 0.00 | 0.00 | 0.00 | 0.00 | 0.00 | 596,406.20 | 1,130,216.14 | 0.00 | 0.00 | 1,728,622.34 | | | |
| Advice to Debit Account | 1,283,344.19 | 1,337,894.25 | 0.00 | 0.00 | 2,621,238.44 | 0.00 | 0.00 | 0.00 | 0.00 | 0.00 | 0.00 | 0.00 | 0.00 | 0.00 | 0.00 | 0.00 | 2,621,238.44 | 0.00 | 0.00 | 0.00 | 0.00 | 0.00 | 1,283,344.19 | 1,337,894.25 | 0.00 | 0.00 | 2,621,238.44 | | | |
| Notice of Transfer Allocations (NTA) | 1,679,175.94 | 17,121,727.54 | 0.00 | 0.00 | 18,800,903.48 | 0.00 | 0.00 | 0.00 | 0.00 | 0.00 | 0.00 | 83,862.24 | 0.00 | 0.00 | 83,862.24 | 83,862.24 | 18,884,765.72 | 0.00 | 0.00 | 0.00 | 0.00 | 0.00 | 1,679,175.94 | 17,205,589.78 | 0.00 | 0.00 | 18,884,765.72 | | | |
| MDS Checks Issued | 1,156,117.02 | 12,773,953.95 | 0.00 | 0.00 | 13,930,070.97 | 0.00 | 0.00 | 0.00 | 0.00 | 0.00 | 0.00 | 48,841.24 | 0.00 | 0.00 | 48,841.24 | 48,841.24 | 13,978,912.21 | 0.00 | 0.00 | 0.00 | 0.00 | 0.00 | 1,156,117.02 | 12,822,795.19 | 0.00 | 0.00 | 13,978,912.21 | | | |
| Advice to Debit Account | 523,058.92 | 4,347,773.59 | 0.00 | 0.00 | 4,870,832.51 | 0.00 | 0.00 | 0.00 | 0.00 | 0.00 | 0.00 | 35,021.00 | 0.00 | 0.00 | 35,021.00 | 35,021.00 | 4,905,853.51 | 0.00 | 0.00 | 0.00 | 0.00 | 0.00 | 523,058.92 | 4,382,794.59 | 0.00 | 0.00 | 4,905,853.51 | | | |
| Working Fund for FAPs | 0.00 | 0.00 | 0.00 | 0.00 | 0.00 | 0.00 | 0.00 | 0.00 | 0.00 | 0.00 | 0.00 | 0.00 | 0.00 | 0.00 | 0.00 | 0.00 | 0.00 | 0.00 | 0.00 | 0.00 | 0.00 | 0.00 | 0.00 | 0.00 | 0.00 | 0.00 | 0.00 | 0.00 | | |
| Cash Disbursement Ceiling (CDC) | 0.00 | 0.00 | 0.00 | 0.00 | 0.00 | 0.00 | 0.00 | 0.00 | 0.00 | 0.00 | 0.00 | 0.00 | 0.00 | 0.00 | 0.00 | 0.00 | 0.00 | 0.00 | 0.00 | 0.00 | 0.00 | 0.00 | 0.00 | 0.00 | 0.00 | 0.00 | 0.00 | 0.00 | 0.00 | |
| TOTAL CASH DISBURSEMENTS | 3,560,926.33 | 19,589,837.93 | 0.00 | 0.00 | 23,150,764.26 | 0.00 | 0.00 | 0.00 | 0.00 | 0.00 | 0.00 | 83,862.24 | 0.00 | 0.00 | 83,862.24 | 83,862.24 | 23,234,626.50 | 0.00 | 0.00 | 0.00 | 0.00 | 0.00 | 3,560,926.33 | 19,673,700.17 | 0.00 | 0.00 | 23,234,626.50 | | | |
| NON-CASH DISBURSEMENTS | 251,960.67 | 206,302.06 | 0.00 | 0.00 | 458,262.73 | 0.00 | 0.00 | 0.00 | 0.00 | 0.00 | 0.00 | 1,700.47 | 0.00 | 0.00 | 1,700.47 | 1,700.47 | 459,963.20 | 0.00 | 0.00 | 0.00 | 0.00 | 0.00 | 251,960.67 | 208,002.53 | 0.00 | 0.00 | 459,963.20 | | | |
| Tax Remittance Advances Issued (TRA) | 251,960.67 | 206,302.06 | 0.00 | 0.00 | 458,262.73 | 0.00 | 0.00 | 0.00 | 0.00 | 0.00 | 0.00 | 1,700.47 | 0.00 | 0.00 | 1,700.47 | 1,700.47 | 459,963.20 | 0.00 | 0.00 | 0.00 | 0.00 | 0.00 | 251,960.67 | 208,002.53 | 0.00 | 0.00 | 459,963.20 | | | |
| Non-Cash Availment Authority (NCAA) | 0.00 | 0.00 | 0.00 | 0.00 | 0.00 | 0.00 | 0.00 | 0.00 | 0.00 | 0.00 | 0.00 | 0.00 | 0.00 | 0.00 | 0.00 | 0.00 | 0.00 | 0.00 | 0.00 | 0.00 | 0.00 | 0.00 | 0.00 | 0.00 | 0.00 | 0.00 | 0.00 | 0.00 | 0.00 | |
| Disbursements effected through outright deductions from claims (please specify...) | 0.00 | 0.00 | 0.00 | 0.00 | 0.00 | 0.00 | 0.00 | 0.00 | 0.00 | 0.00 | 0.00 | 0.00 | 0.00 | 0.00 | 0.00 | 0.00 | 0.00 | 0.00 | 0.00 | 0.00 | 0.00 | 0.00 | 0.00 | 0.00 | 0.00 | 0.00 | 0.00 | 0.00 | 0.00 | |
| Overpayment of expenses (e.g. personal benefits) | 0.00 | 0.00 | 0.00 | 0.00 | 0.00 | 0.00 | 0.00 | 0.00 | 0.00 | 0.00 | 0.00 | 0.00 | 0.00 | 0.00 | 0.00 | 0.00 | 0.00 | 0.00 | 0.00 | 0.00 | 0.00 | 0.00 | 0.00 | 0.00 | 0.00 | 0.00 | 0.00 | 0.00 | 0.00 | |
| Restoration for loss or government property | 0.00 | 0.00 | 0.00 | 0.00 | 0.00 | 0.00 | 0.00 | 0.00 | 0.00 | 0.00 | 0.00 | 0.00 | 0.00 | 0.00 | 0.00 | 0.00 | 0.00 | 0.00 | 0.00 | 0.00 | 0.00 | 0.00 | 0.00 | 0.00 | 0.00 | 0.00 | 0.00 | 0.00 | 0.00 | |
| Liquidated damages and similar claims | 0.00 | 0.00 | 0.00 | 0.00 | 0.00 | 0.00 | 0.00 | 0.00 | 0.00 | 0.00 | 0.00 | 0.00 | 0.00 | 0.00 | 0.00 | 0.00 | 0.00 | 0.00 | 0.00 | 0.00 | 0.00 | 0.00 | 0.00 | 0.00 | 0.00 | 0.00 | 0.00 | 0.00 | 0.00 | |
| Others (IEF, BT-Documentary Stamp Tax, etc.) | 0.00 | 0.00 | 0.00 | 0.00 | 0.00 | 0.00 | 0.00 | 0.00 | 0.00 | 0.00 | 0.00 | 0.00 | 0.00 | 0.00 | 0.00 | 0.00 | 0.00 | 0.00 | 0.00 | 0.00 | 0.00 | 0.00 | 0.00 | 0.00 | 0.00 | 0.00 | 0.00 | 0.00 | 0.00 | |
| TOTAL NON-CASH DISBURSEMENTS | 251,960.67 | 206,302.06 | 0.00 | 0.00 | 458,262.73 | 0.00 | 0.00 | 0.00 | 0.00 | 0.00 | 0.00 | 1,700.47 | 0.00 | 0.00 | 1,700.47 | 1,700.47 | 459,963.20 | 0.00 | 0.00 | 0.00 | 0.00 | 0.00 | 251,960.67 | 208,002.53 | 0.00 | 0.00 | 459,963.20 | | | |
| GRAND TOTAL | 3,812,887.00 | 19,796,139.99 | 0.00 | 0.00 | 23,609,026.99 | 0.00 | 0.00 | 0.00 | 0.00 | 0.00 | 0.00 | 85,562.71 | 0.00 | 0.00 | 85,562.71 | 85,562.71 | 23,694,589.70 | 0.00 | 0.00 | 0.00 | 0.00 | 0.00 | 3,812,887.00 | 19,881,702.70 | 0.00 | 0.00 | 23,694,589.70 | | | |


-4

| Particulars | (1) | (2) | (3) | (4) |
|--|-----------------|----------------|----------------|----------------|
| | Previous Report | This Month | As at Date | |
| Total Disbursement Authorities Received | | 384,435,678.82 | 100,657,068.32 | 485,092,747.14 |
| NCA | | 46,175,000.00 | 5,407,000.00 | 51,582,000.00 |
| NTA | | 334,329,565.83 | 94,790,105.12 | 429,119,670.95 |
| Working Fund | | 0.00 | 0.00 | 0.00 |
| TRA | | 3,931,112.99 | 459,963.20 | 4,391,076.19 |
| CDC | | 0.00 | 0.00 | 0.00 |
| NCAA | | 0.00 | 0.00 | 0.00 |
| Less: Notice of Transfer of Allocations (NTA)* Issued | | 173,972,232.80 | 52,902,163.67 | 226,874,396.47 |
| Total Disbursement Authorities Available | | 210,463,446.02 | 47,754,904.65 | 258,218,350.67 |
| Less: | | 0.00 | 0.00 | 0.00 |
| Lapsed NCA | | 98,455.22 | 0.00 | 98,455.22 |
| Disbursements | | 161,432,885.60 | 23,694,589.70 | 185,127,475.30 |
| Less: Other Non-Cash Disbursements | | 0.00 | 0.00 | 0.00 |
| Disbursements effected through outright deductions from claims | | 0.00 | 0.00 | 0.00 |
| Overpayment of expenses(e.g. personnel benefits) | | 0.00 | 0.00 | 0.00 |
| Restitution for loss of government property | | 0.00 | 0.00 | 0.00 |
| Liquidated damages and similar claims | | 0.00 | 0.00 | 0.00 |
| Others (e.g. TEF, BTR, Docs Stamp, etc.) | | 0.00 | 0.00 | 0.00 |
| Address: Adjustments (e.g. cancelled/delated checks) | | 173,349.10 | 22,500.00 | 195,849.10 |
| Balance of Disbursement Authorities as at date | | 49,105,454.30 | 240,828,14.95 | 731,882,689.25 |
| Total Disbursements Program | | 210,636,795.12 | 47,777,404.65 | 258,414,199.8 |
| Less: *Actual Disbursements | | 161,432,885.60 | 23,694,589.70 | 185,127,475.30 |
| (Over)/Under spending | | 49,203,909.52 | 240,828,14.95 | 732,867,24.47 |

Notes: * The use of NTA is discouraged
 Notes: ** Amounts should tally with the grand total disbursement (column 2).

Certified Correct:

 ROMNICK C. DIFUNTORUM, CPA
 ACCOUNTANT III
 Date: 10/1/21

Recommending Approval:

 CAMILLE CARLA U. BELTRAN
 OIC, CRASD
 Date: 10/1/21

Approved By:

 ATTY. SHEILA O. DE GUZMAN, CPA
 OIC, RSSO I
 Date: 10/1/21