

MONTHLY REPORT OF DISBURSEMENTS
For the month of December 2020

Department : National Economic and Development Authority (NEDA)
 Agency/Entity : Philippine Statistics Authority
 Operating Unit : Regional Statistical Services Office - I
 Organization Code : 24 008 0300001
 Fund Cluster : 01 Regular Agency Fund


Particulars	Current Year Budget					Prior Year's Budget										SUB-TOTAL	Trust Liabilities				Grand Total					Remarks		
	PS	MOOE	FinEx	CO	TOTAL	Prior Year's Accounts Payable					Current Year's Accounts Payable						TOTAL	PS	MOOE	CO	TOTAL	PS	MOOE	FinEx	CO		TOTAL	
						PS	MOOE	FinEx	CO	SUB-TOTAL	PS	MOOE	FinEx	CO	Sub-Total													
	1	2	3	4	5	6=(2+3+4+5)	7	8	9	10	11=(7+8+9+10)	12	13	14	15		16=(12+13+14+15)	17=(11+16)	18=(8+17)	19	20	21	22=(19+20+21)	23	24		25	26
CASH DISBURSEMENTS	7,182,470.44	32,682,507.90	0.00	557,245.78	40,422,224.12	0.00	0.00	0.00	0.00	0.00	0.00	40,249,338.64	0.00	6,650,680.48	46,900,019.12	46,900,019.12	87,322,243.24	0.00	0.00	0.00	0.00	7,182,470.44	72,931,846.54	0.00	7,207,926.26	87,322,243.24		
Notice of Cash Allocation (NCA)	5,619,842.18	17,108,731.52	0.00	0.00	22,728,573.70	0.00	0.00	0.00	0.00	0.00	0.00	15,526,388.44	0.00	0.00	15,526,388.44	15,526,388.44	38,254,962.14	0.00	0.00	0.00	0.00	5,619,842.18	32,635,119.96	0.00	0.00	38,254,962.14		
MDS Checks Issued	2,647,901.31	17,108,731.52	0.00	0.00	19,756,632.83	0.00	0.00	0.00	0.00	0.00	0.00	15,526,388.44	0.00	0.00	15,526,388.44	15,526,388.44	35,283,021.27	0.00	0.00	0.00	0.00	2,647,901.31	32,635,119.96	0.00	0.00	35,283,021.27		
Advice to Debit Account	2,971,940.87	0.00	0.00	0.00	2,971,940.87	0.00	0.00	0.00	0.00	0.00	0.00	0.00	0.00	0.00	0.00	0.00	2,971,940.87	0.00	0.00	0.00	0.00	2,971,940.87	0.00	0.00	0.00	2,971,940.87		
Notice of Transfer Allocations (NTA)	1,562,628.26	15,573,776.38	0.00	557,245.78	17,693,650.42	0.00	0.00	0.00	0.00	0.00	0.00	24,722,950.20	0.00	6,650,680.48	31,373,630.68	31,373,630.68	49,067,281.10	0.00	0.00	0.00	0.00	1,562,628.26	40,296,726.58	0.00	7,207,926.26	49,067,281.10		
MDS Checks Issued	256,506.37	13,297,093.52	0.00	557,245.78	14,110,845.67	0.00	0.00	0.00	0.00	0.00	0.00	19,309,535.41	0.00	6,650,680.48	25,960,215.89	25,960,215.89	40,071,061.56	0.00	0.00	0.00	0.00	256,506.37	32,606,628.93	0.00	7,207,926.26	40,071,061.56		
Advice to Debit Account	1,306,121.89	2,276,682.86	0.00	0.00	3,582,804.75	0.00	0.00	0.00	0.00	0.00	0.00	5,413,414.79	0.00	0.00	5,413,414.79	5,413,414.79	8,996,219.54	0.00	0.00	0.00	0.00	1,306,121.89	7,690,097.65	0.00	0.00	8,996,219.54		
Working Fund for FAPs	0.00	0.00	0.00	0.00	0.00	0.00	0.00	0.00	0.00	0.00	0.00	0.00	0.00	0.00	0.00	0.00	0.00	0.00	0.00	0.00	0.00	0.00	0.00	0.00	0.00	0.00	0.00	
Cash Disbursement Ceiling (CDC)	0.00	0.00	0.00	0.00	0.00	0.00	0.00	0.00	0.00	0.00	0.00	0.00	0.00	0.00	0.00	0.00	0.00	0.00	0.00	0.00	0.00	0.00	0.00	0.00	0.00	0.00	0.00	
TOTAL CASH DISBURSEMENTS	7,182,470.44	32,682,507.90	0.00	557,245.78	40,422,224.12	0.00	0.00	0.00	0.00	0.00	0.00	40,249,338.64	0.00	6,650,680.48	46,900,019.12	46,900,019.12	87,322,243.24	0.00	0.00	0.00	0.00	7,182,470.44	72,931,846.54	0.00	7,207,926.26	87,322,243.24		
NON-CASH DISBURSEMENTS	328,931.61	759,159.78	0.00	31,542.22	1,119,633.61	0.00	0.00	0.00	0.00	0.00	0.00	683,592.11	0.00	363,622.52	1,047,214.63	1,047,214.63	2,166,848.24	0.00	0.00	0.00	0.00	328,931.61	1,442,751.89	0.00	395,164.74	2,166,848.24		
Tax Remittance Advices Issued (TRA)	328,931.61	759,159.78	0.00	31,542.22	1,119,633.61	0.00	0.00	0.00	0.00	0.00	0.00	683,592.11	0.00	363,622.52	1,047,214.63	1,047,214.63	2,166,848.24	0.00	0.00	0.00	0.00	328,931.61	1,442,751.89	0.00	395,164.74	2,166,848.24		
Non-Cash Availment Authority (NCAA)	0.00	0.00	0.00	0.00	0.00	0.00	0.00	0.00	0.00	0.00	0.00	0.00	0.00	0.00	0.00	0.00	0.00	0.00	0.00	0.00	0.00	0.00	0.00	0.00	0.00	0.00	0.00	
Disbursements effected through outright deductions from claims (please specify)	0.00	0.00	0.00	0.00	0.00	0.00	0.00	0.00	0.00	0.00	0.00	0.00	0.00	0.00	0.00	0.00	0.00	0.00	0.00	0.00	0.00	0.00	0.00	0.00	0.00	0.00	0.00	
Overpayment of expenses (e.g. personnel benefits)	0.00	0.00	0.00	0.00	0.00	0.00	0.00	0.00	0.00	0.00	0.00	0.00	0.00	0.00	0.00	0.00	0.00	0.00	0.00	0.00	0.00	0.00	0.00	0.00	0.00	0.00	0.00	
Restitution for loss of government property	0.00	0.00	0.00	0.00	0.00	0.00	0.00	0.00	0.00	0.00	0.00	0.00	0.00	0.00	0.00	0.00	0.00	0.00	0.00	0.00	0.00	0.00	0.00	0.00	0.00	0.00	0.00	
Liquidated damages and similar claims	0.00	0.00	0.00	0.00	0.00	0.00	0.00	0.00	0.00	0.00	0.00	0.00	0.00	0.00	0.00	0.00	0.00	0.00	0.00	0.00	0.00	0.00	0.00	0.00	0.00	0.00	0.00	
Others (TEF, BIR-Documentary Stamp Tax, etc.)	0.00	0.00	0.00	0.00	0.00	0.00	0.00	0.00	0.00	0.00	0.00	0.00	0.00	0.00	0.00	0.00	0.00	0.00	0.00	0.00	0.00	0.00	0.00	0.00	0.00	0.00	0.00	
TOTAL NON-CASH DISBURSEMENTS	328,931.61	759,159.78	0.00	31,542.22	1,119,633.61	0.00	0.00	0.00	0.00	0.00	0.00	683,592.11	0.00	363,622.52	1,047,214.63	1,047,214.63	2,166,848.24	0.00	0.00	0.00	0.00	328,931.61	1,442,751.89	0.00	395,164.74	2,166,848.24		
GRAND TOTAL	7,511,402.05	33,441,667.68	0.00	588,788.00	41,541,857.73	0.00	0.00	0.00	0.00	0.00	0.00	40,932,930.75	0.00	7,014,303.00	47,947,233.75	47,947,233.75	89,489,091.48	0.00	0.00	0.00	0.00	7,511,402.05	74,374,598.43	0.00	7,603,091.00	89,489,091.48		

SUMMARY


Particulars (1)	Previous Report (2)	This Month (3)	As at Date (4)
Total Disbursement Authorities Received	574,219,027.89	12,772,253.80	586,991,281.69
NCA	72,257,000.00	0.00	72,257,000.00
NTA	496,898,838.70	10,605,405.56	507,504,244.26
Working Fund	0.00	0.00	0.00
TRA	5,063,189.19	2,166,848.24	7,230,037.43
CDC	0.00	0.00	0.00
NCAA	0.00	0.00	0.00
Less: Notice of Transfer of Allocations (NTA)* issued	254,564,101.75	8,368,124.60	262,932,226.35
Total Disbursement Authorities Available	319,654,926.14	4,404,129.20	324,059,055.34
Less:	0.00	0.00	0.00
Lapsed NCA	17,603.57	5,085,407.75	5,103,011.32
Disbursements	229,772,999.36	89,489,091.48	319,262,090.84
Less: Other Non-Cash Disbursements	306,046.82	0.00	306,046.82
Disbursements effected through outright deductions from claims	0.00	0.00	0.00
Overpayment of expenses (e.g. personnel benefits)	0.00	0.00	0.00
Restitution for loss of government property	0.00	0.00	0.00
Liquidated damages and similar claims	0.00	0.00	0.00
Others (e.g. TEF, BTr, Docs Stamp, etc.)	306,046.82	0.00	306,046.82
Add/Less: Adjustments (e.g. cancelled/staled checks)	0.00	0.00	0.00
Balance of Disbursement Authorities as at date	90,170,370.03	(90,170,370.03)	0.00
Total Disbursements Program	319,960,972.96	4,404,129.20	324,365,102.16
Less: *Actual Disbursements	229,772,999.36	89,489,091.48	319,262,090.84
(Over)/Under spending	90,187,973.60	(85,084,962.26)	5,103,011.32

Notes: * The use of NTA is discouraged
 Notes: ** Amounts should tally with the grand total disbursement (column 27).


Certified Correct:


ROMNICK C. DIFUNTORUM, CPA
 Date: 01/06/2021

Recommending Approval:


CAMILLE CARLA U. BELTRAN
 Date: 01/06/2020

Approved By:


ATTY. SHEILA O. DE GUZMAN, CPA
 Date: 1/10/21