



SPECIAL RELEASE

Date of Release: 27 March 2019

Reference No.: 2019-004

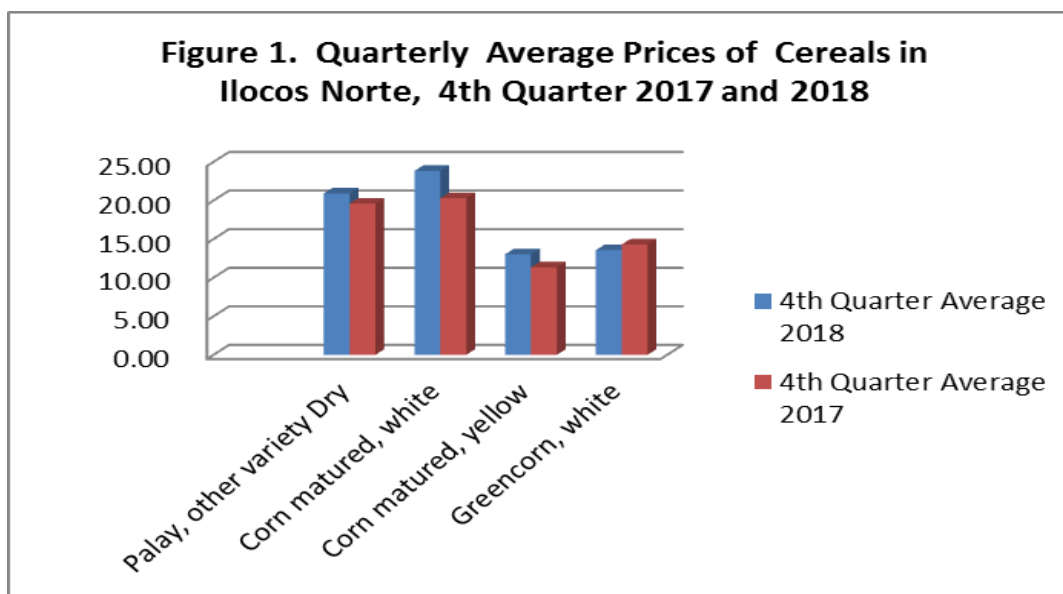
FARMGATE PRICES IN ILOCOS NORTE FOR THE FOURTH QUARTER OF 2018

Average Farmgate Price of Cereals

Average farmgate prices of most cereals in Ilocos Norte increased during the fourth quarter of 2018.

The average farmgate price of Palay (other variety dry) during the fourth quarter of 2018 went up by 6.76 % from ₱19.59/kg in the same quarter of 2017 to ₱20.92/kg. Likewise, Corn matured (yellow) inched up by 14.81% from ₱11.34/kg to ₱13.02/kg. Farmgate price of Corn matured (white) also posted an increase of 17.45 % from ₱20.29/kg to ₱23.83/kg.

In contrast, the average farmgate price of Green corn (white) per kilogram in the fourth quarter of 2018 went down by 5.15% from ₱14.30 to ₱13.56 (Figure 1).



FARMGATE PRICES IN ILOCOS NORTE, 4th QUARTER 2018

2/FJomel III Corporate Bldg., Brgy. 14 P. Acosta cor. D. Samonte Sts., Laoag City
(077) 600-0372•psailocosnorte@gmail.com.ph

Average Farmgate Price of Livestock, Poultry and Poultry Products

Almost all average farmgate prices of livestock and poultry products went up in the last quarter of 2018 compared to the same quarter of 2017.

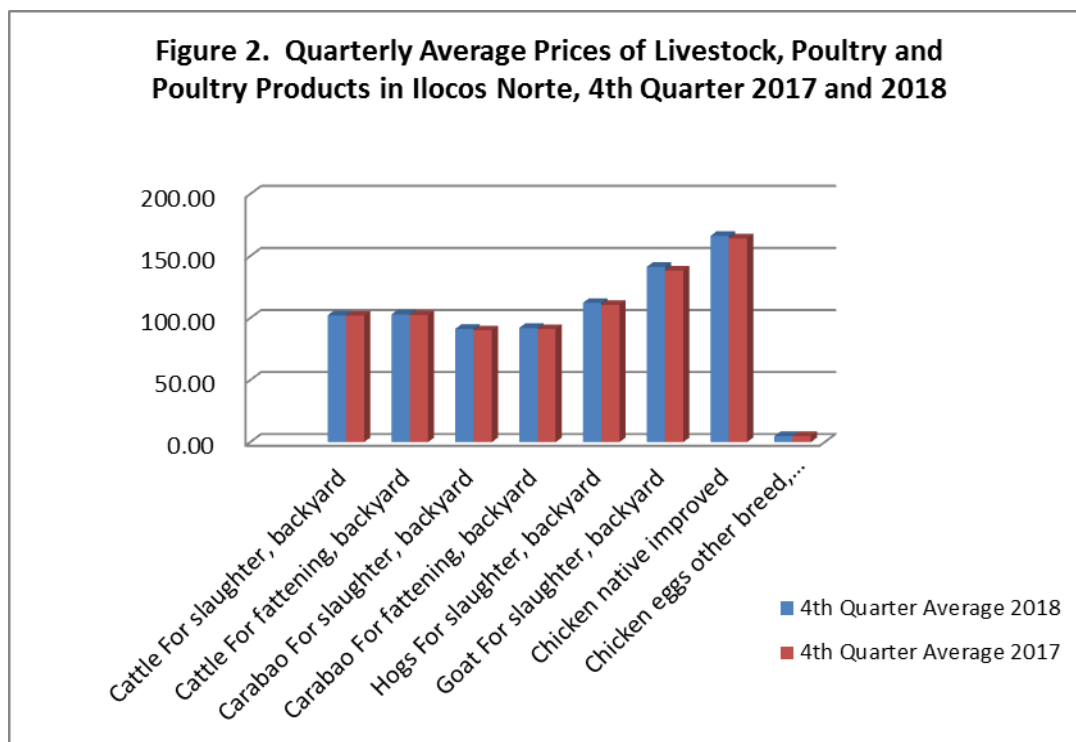
The average price of hogs from backyard raisers for slaughter purposes was posted at ₱112.30 per kilo live weight, an increase of 1.42 % compared to the same quarter in 2017 of ₱110.73 per kilo live weight.

Likewise, the average price of chicken native (improved) increased by 1.33% from ₱164.17/kg to ₱166.35/kg. A price hike was also recorded in backyard goat for slaughter purposes which went up by 2.12% from ₱138.38/kg in the fourth quarter of 2017 to ₱141.32/kg in the same quarter of 2018.

The same trend was also observed in the average farmgate price of cattle. In this quarter, the average price of cattle for slaughter rose from ₱102.08/kg to ₱102.34/kg. Backyard cattle for fattening were sold at an average price of ₱103.08/kg from ₱102.40/kg.

Further, Carabao for slaughter purposes were sold at an average of ₱91.39/kg, a 1.35 % increase compared to last year's same quarter price of ₱90.17/kg. Also, Carabao for fattening went up to ₱92.08/kg from ₱91.19/kg.

On the other hand, the average price of chicken egg (other breed) went down by 1.17 %. The products were sold at ₱4.91 this quarter from ₱4.97 in the same quarter of 2017.



FARMGATE PRICES IN ILOCOS NORTE, 4th QUARTER 2018

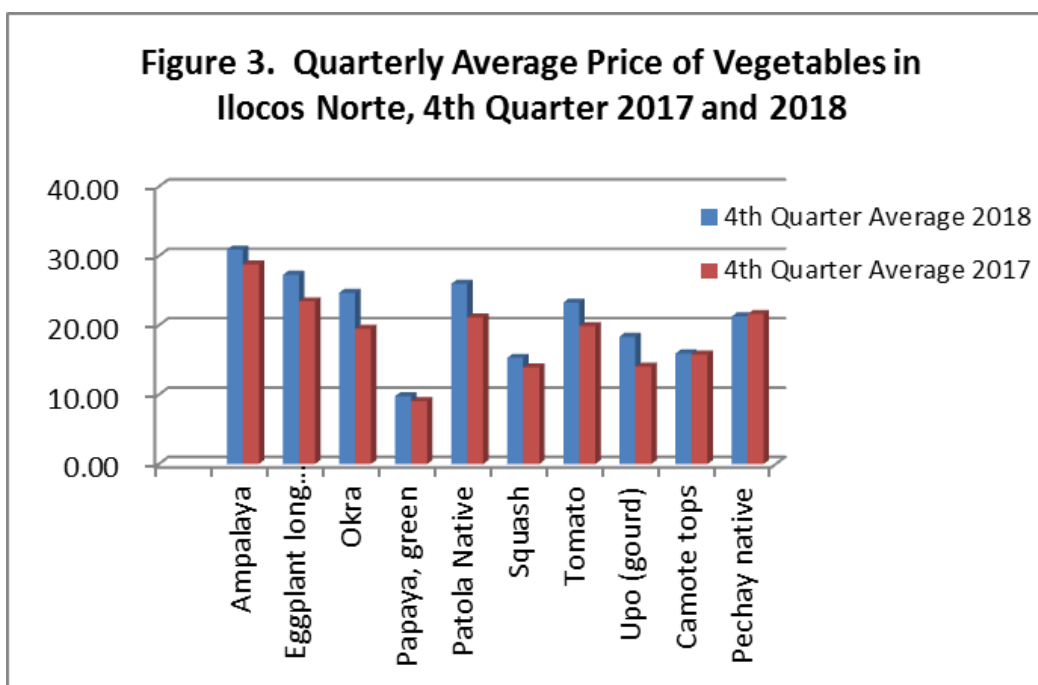
2/FJomel III Corporate Bldg., Brgy. 14 P. Acosta cor. D. Samonte Sts., Laoag City
(077) 600-0372•psailocosnorte@gmail.com.ph

Average Farmgate Price of Vegetables

Average farmgate price of most vegetables showed upward movements in the fourth quarter of 2018 compared to the same quarter of 2017. The following price hikes were recorded:

The price of Upo (gourd) posted the highest increase at 30.78%, from ₱14.05/kg to ₱18.37/kg. It was followed by Okra from ₱19.50/kg to ₱24.68/kg, Patola (native) from ₱21.15/kg to ₱25.99/kg, Tomato from ₱19.87/kg to ₱23.28/kg, Eggplant long purple from ₱23.45/kg to ₱27.28/kg, Squash from ₱13.93/kg to ₱15.32/kg, Papaya (green) from ₱9.07/kg to ₱9.79/kg, Ampalaya from ₱28.76/kg to ₱30.92/kg and Camote tops (native) from ₱15.78/kg to ₱15.94/kg.

In contrast, a slight decrease in the average farmgate price of Pechay native was recorded showing a downward trend from ₱21.61 during the 4th quarter of 2017 to ₱21.28 on the same quarter of 2018.



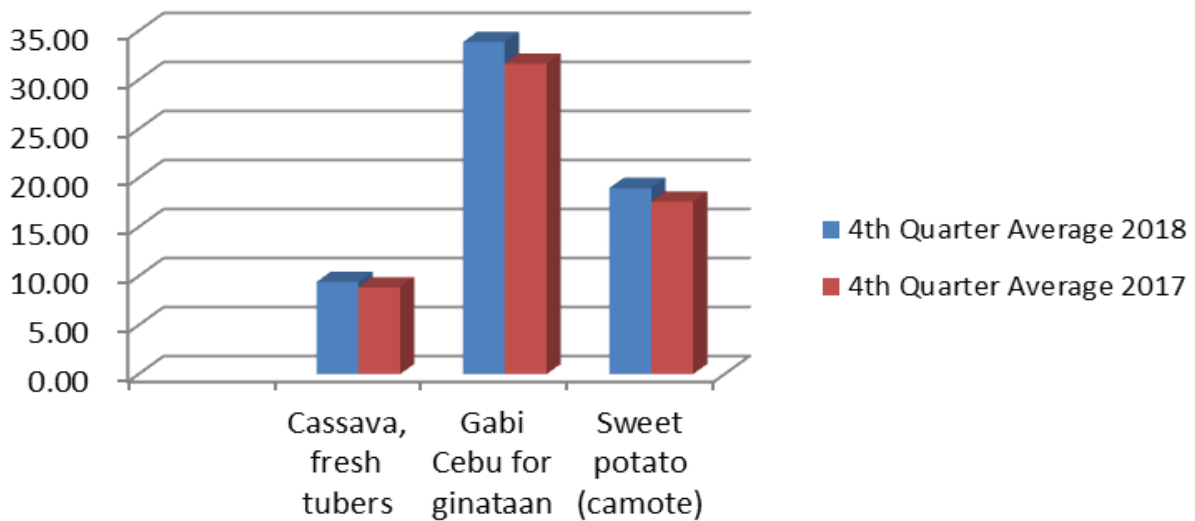
Average Farmgate Price of Roots and Tubers

Roots and tubers also showed upwards price movements during the fourth quarter of 2018 compared to the same quarter of 2017. The average farmgate price of Gabi Cebu (for ginataan) went up to ₱33.87/kg from ₱31.67/kg. The average farmgate price of Cassava also rose to ₱ 9.40/kg from ₱ 8.85/kg while sweet potato went up to ₱ 18.98/kg from last year's same quarter average price of ₱ 17.58/kg (Figure 4).

FARMGATE PRICES IN ILOCOS NORTE, 4th QUARTER 2018

2/FJomel III Corporate Bldg., Brgy. 14 P. Acosta cor. D. Samonte Sts., Laoag City
(077) 600-0372•psailocosnorte@gmail.com.ph

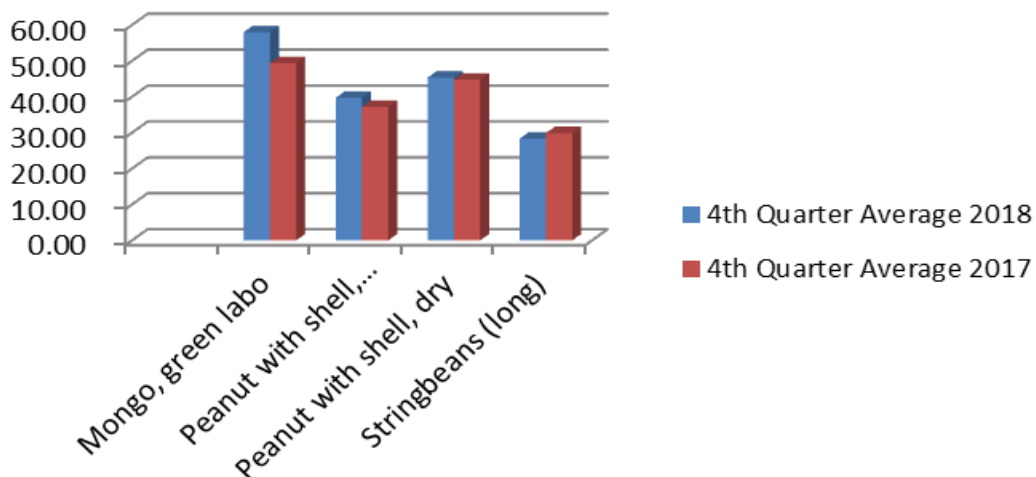
Figure 4. Quarterly Average Price of Roots and Tubers in Ilocos Norte, 4th Quarter 2017 and 2018



Average Farmgate Price of Legumes

Most legumes registered gains in prices during the fourth quarter of 2018 compared to the prices in the same quarter of 2017. The average farmgate price of Mongo (green labo) moved up to ₱58.00/kg from ₱49.35/kg, Peanut with shell (fresh) from ₱37.16/kg to ₱39.69/kg and Peanut with shell (dry) from ₱44.74/kg to ₱45.35/kg.

Figure 5. Quarterly Average Price of Legumes in Ilocos Norte, 4th Quarter 2017 and 2018



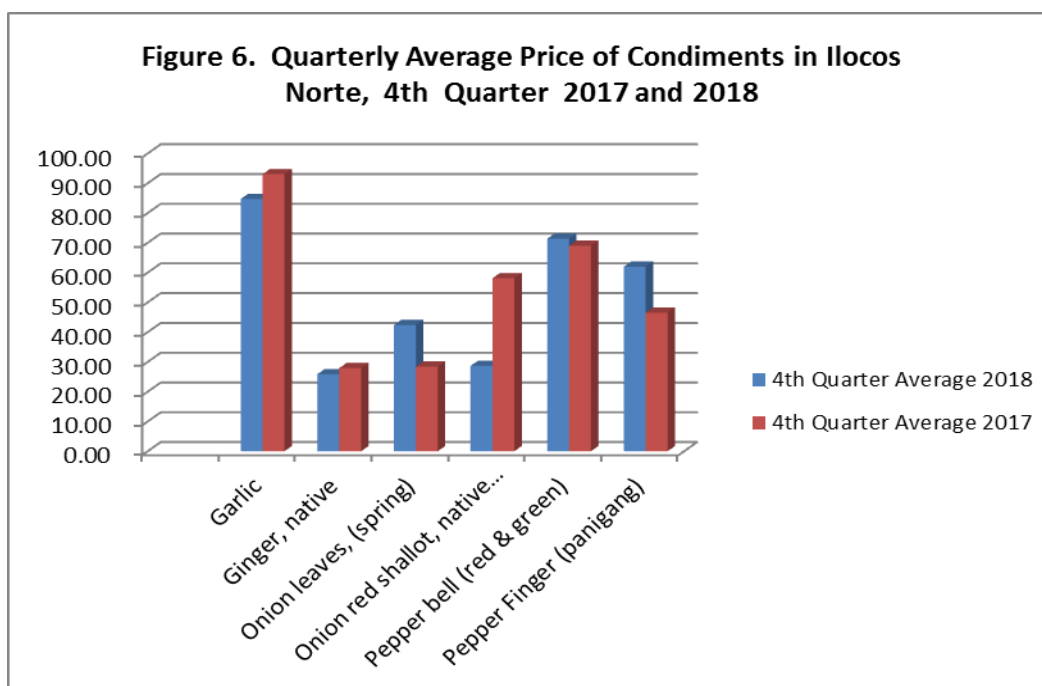
FARMGATE PRICES IN ILOCOS NORTE, 4th QUARTER 2018

2/FJomel III Corporate Bldg., Brgy. 14 P. Acosta cor. D. Samonte Sts., Laoag City
(077) 600-0372•psailocosnorte@gmail.com.ph

Average Farmgate Price of Condiments

Varied price movements were recorded in the average farmgate price of condiments in the fourth quarter of 2018 compared to the prices in the same quarter of 2017. The average farmgate price of Onion leaves (spring) moved up to ₱42.40/kg from ₱28.44/kg. Likewise, Pepper Finger (panigang) also posted a price hike from ₱46.52/kg to ₱62.01/kg. Average farmgate price of Pepper bell (red and green) also moved up to ₱71.39/kg from ₱69.00/kg.

In contrast, price of onion red shallot (native) declined by 50.64%, from ₱58.11/kg to ₱28.69/kg. The average farmgate price of garlic also went down to ₱84.73/kg from ₱93.05/kg (Figure 6).

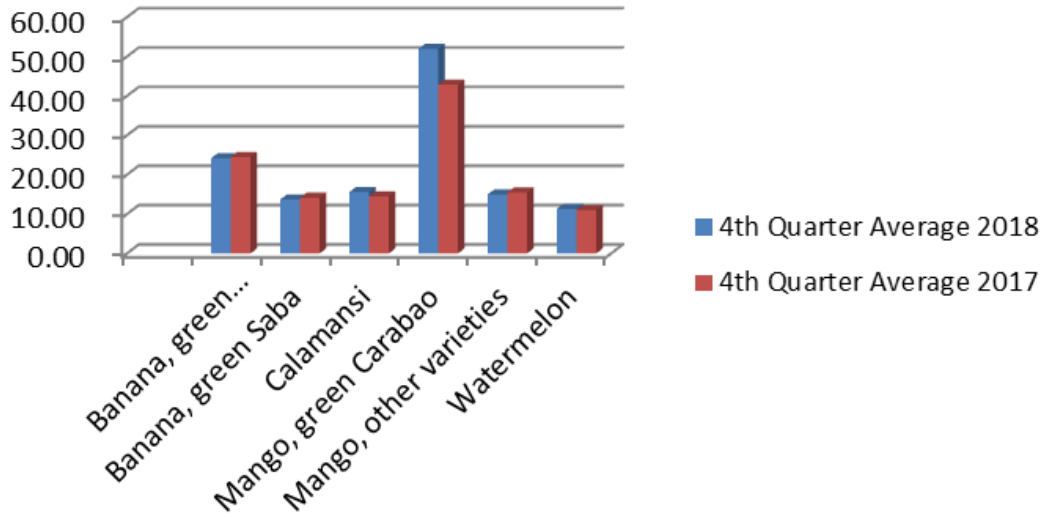


Average Farmgate Prices of Fruits

Varied Price movements on the average farmgate prices of fruits in Ilocos Norte for the fourth quarter of 2018 were recorded. The average farmgate price of Banana (green Latundan) dropped to ₱24.15/kg from ₱24.48/kg, Banana (green Saba) from ₱14.13/kg to ₱13.68kg, and Mango (other varieties) from ₱15.49 to ₱14.97/kg.

On the other hand, the average farmgate price of Calamansi went up from ₱14.49/kg to ₱15.57/kg. Mango (green carabao) also rose up to ₱51.93 from ₱42.81 and Watermelon from ₱11.02 to ₱11.63 (Figure 7)

Figure 7. Quarterly Average Price of Fruits in Ilocos Norte, 4th Quarter 2017 and 2018



TECHNICAL NOTES

Farm Prices Survey is a nationwide activity that gathers data on farm gate or producers' prices received by farmers for their produce. Collection of data is in a monthly basis during the last 10 days of the month from farmers/producers/raisers. Farm gate price is the farmers' selling prices for their produce at the first point of sale excluding any other expenses like transportation fee or delivery fee.

Objective

The main objective of the Farm Prices Survey is to generate estimates of farm gate or producers' prices.

Purpose

The outputs of the Farm Prices Survey are used in the periodic valuation of the outputs produced by the agricultural sector. Similarly, these are inputs to the development of price indices to measure the purchasing power of growers of selected agricultural products. Maintenance of farmgate prices will likewise provide needed inputs a) to analyze trends and variations in prices; b) forecasting future supply, demand and prices of agricultural commodities; c) to assist policy makers in the formulation, implementation and administration of economic programs, and d) to guide farmers/raisers in their decision making relative to their agricultural activities geared towards improvement of their profitability.

Contents

The Farm Prices Survey contains information on prices received by producers at the first point of sale.



ALEJANDRO G. RAPACON, JR.
Chief Statistical Specialist